


2015



Arizona Form 140NR

Nonresident Personal Income Tax Booklet

This Booklet Contains:

- Form 140NR – Nonresident Personal Income Tax Return
- Schedule A(NR) – Itemized Deduction
- Form 204 – Extension Request

Who must use

Arizona Form 140NR?

File a Form 140NR if you were not an Arizona resident but earned income from an Arizona source in 2015.

Where's my Refund?

Check your refund status at
www.AZTaxes.gov



FILE ONLINE
Easy. Fast. Free.
www.azdor.gov

8 Great Reasons to e-File this Form!

- ◆ **Faster Refunds: With Direct Deposit**
- ◆ **Direct Debit of Tax Payment**
- ◆ **Filing Confirmation Provided**
- ◆ **Makes Complex Returns Easy**
- ◆ **Error/Math Checking Feature**
- ◆ **File Federal & State Forms Together**
- ◆ **If You Qualify, It's Free**
- ◆ **Secure**



Pay your taxes by credit card!

American Express ◆ Visa ◆ Discover Card ◆ MasterCard

CAUTION

The federal adjusted gross income that you use on your Arizona return may not be the same as the federal adjusted gross income from your federal tax return. Also, the federal Schedule A deductions used on the Arizona return may be different from the federal Schedule A deductions taken on your federal return.

Each year the Arizona State Legislature considers if they will adopt changes made to the federal tax law during the prior year. These forms assume the

Legislature will adopt all federal law changes made after January 1, 2015. If you use the amounts from your 2015 federal tax return to complete your Arizona return and the Legislature does not adopt the 2015 federal changes, you may have to amend your return at a later date for any difference between Arizona and federal law. For more details, visit www.azdor.gov and click on the link for 2015 conformity.

THIS PAGE INTENTIONALLY LEFT BLANK

Notice

As a rule, the starting point for your Arizona return is your federal adjusted gross income. To take itemized deductions, you must start with the amount shown on the federal Schedule A. This is the case for 2015, except for changes Congress made to the federal tax code during 2015 and the following apply.

1. The changes affect how you figure your federal adjusted gross income.

AND/OR

2. The changes affect how you figure your itemized deductions.

When federal changes are made, Arizona legislature must adopt those changes if the Arizona starting points are to be kept the same. The legislature will address this issue when it is in session during 2016. We must publish these forms before this issue will be addressed by the legislature. When we went to print, Arizona had not yet adopted any federal tax law changes made after January 1, 2015.

What does this mean to you? It means that if any of the federal law changes made in 2015 apply to your 2014 return, you can opt to file your 2015 return using one of the following methods.

1. You can wait and file your 2015 return after this issue has been addressed.
 - To do this, you may need to ask for a filing extension. You must pay 90% of the tax due by the due date of the return before any extension.
2. You can file your 2015 return assuming that the federal law changes will be adopted. The 2015 tax forms make this assumption.

If you opt for method 2, one of the following will apply.

- If Arizona adopts those changes, you do not have to do anything more.
 - If Arizona does not adopt all those changes, you may need to amend your 2015 Arizona return. Your amended return will have to show the difference between the Arizona law and the federal law. If this happens, we will post more details on our Conformity to IRC webpage. To view this page go to <http://www.azdor.gov> and click on Legal Research on the left side, then click on Conformity to IRC. Generally, no penalties or interest will be assessed on these amended returns, if you follow the Department's instructions and pay any tax due when you file your original 2015 return and you file and pay the required amended return by the extended due date of your 2016 return.
3. You can file your 2015 return assuming that we will not adopt the federal law changes. If you opt for this method, you will have to do the following.
 - You will have to research all of the federal changes made after January 1, 2015.
 - You will have to figure out if any of those changes apply to you.
 - You will have figure out how to make adjustments for those changes on your return.

If you opt for method 3, one of the following will apply.

- If Arizona does not adopt those changes, you do not have to do anything more.
- If Arizona adopts those changes, you may need to amend your 2015 Arizona return. Your amended return will have to show the difference between what you reported and what you should have reported. If this happens, we will post more details on our Conformity to IRC webpage. To view this page go to <http://www.azdor.gov> and click on Legal Research on the left side, then click on Conformity to IRC.

THIS PAGE INTENTIONALLY LEFT BLANK

2015 Individual Income Tax Brackets Adjusted for Inflation

For 2015, the individual income tax brackets have been adjusted for inflation.

2015 Arizona Standard Deduction Indexed for Inflation

The Arizona standard deduction was indexed for inflation, for 2015. For a single taxpayer or a married taxpayer filing a separate return the amount is \$5,091. For a head of household or a married couple filing a joint return the amount is \$10,173.

The portion of Net Long-Term Capital Gain from Assets acquired after December 31, 2011 that may be subtracted increased for 2015

The portion that may be subtracted has increased for taxable year 2015. The subtraction is equal to 25% of the net long-term capital gain from assets acquired after December 31, 2011 and included in federal adjusted gross income.

Credit for Increased Excise Taxes

Beginning 2015, a taxpayer who claims a credit for increased excise taxes must have a social security number (SSN) issued by the internal revenue service (IRS) and is valid for employment. If a taxpayer also claims a credit for a spouse and/or qualifying children, the taxpayer's spouse and/or qualifying children must have either a SSN or an individual taxpayer identification number (ITIN) issued by the IRS. For more information, see the department's brochure, Pub. 709.

Credit for Contributions made to a Qualifying Charitable Organization (Arizona Form 321)

Recent legislation expanded the qualifying foster care charitable tax credit portion of this credit to include donations made to a qualifying foster care organization that provides services to persons under 21 years of age in a transitional independent living program.

Credit for Contributions Made or Fees Paid to Public Schools (Arizona Form 322)

The laws providing for a credit for contributions made or fees paid to a public school by a taxpayer or on behalf of a taxpayer has been amended to allow a taxpayer to claim a credit for contributions made or fees paid on or before the fifteenth day of the fourth month following the close of the taxable year on either the current taxable year or the preceding taxable year and is considered to have been made on the last day of that taxable year.

For example, a taxpayer who files a 2015 calendar year end tax return may claim qualifying contributions made or fees paid between January 1, 2016 and April 15, 2016, on either the 2015 or 2016 income tax return.

Recent legislation also expanded the credit to include contributions made or fees paid for the following (1)

support of standardized testing fees for college credit or readiness offered by a certain educational testing organizations, (2) the technical education industry certification assessment, (3) preparation courses, and (4) materials for standardized testing. These types of contributions or fees paid must be made or paid *directly* to the public school to qualify for the credit. If made to the third-party conducting the testing, etc., the amount of contribution or fees paid does not qualify for this credit. For more information, see Form 322.

Credit for Contributions to Private School Tuition Organizations Indexed for Inflation (Arizona Form 323)

For 2015, the amount of the allowable credit for contributions to private school tuition organizations was adjusted for inflation purposes. The maximum credit for single taxpayers or heads of household is \$535. For married taxpayers that file a joint return, the maximum credit is \$1,070.

Credit for Qualified Health Insurance Plans (Arizona Form 347)

The laws providing for the qualified health insurance plans credit were repealed effective from and after December 31, 2014. Form 347 is now available only for claiming unused credits carried forward from prior years.

Credit for Contributions Made to Certified School Tuition Organization Indexed for Inflation (Arizona Form 348)

For 2015, the amount of the allowable credit for contributions to a certified school tuition organization was adjusted for inflation purposes. The maximum credit for single taxpayers or heads of household is \$532. For married taxpayers that file a joint return, the maximum credit is \$1,064.

Expanded Credit for Renewable Energy Investment and Production for Self-Consumption by Manufacturers and International Operations Centers (Arizona Form 351)

Recent legislation expanded the nonrefundable corporate and individual tax credit for investment in new renewable energy resources that produce energy for self-consumption using renewable resources if the power will be used primarily for manufacturing.

For taxable years beginning from and after December 31, 2014, the credit is allowed if the power is used for an International Operations Center. For more information, see Arizona Form 351.

New Credit for Business Contributions by an S Corporation to School Tuition Organization - Individual (Arizona Form 335-I)

Beginning from and after December 31, 2014, Arizona law allows an individual shareholder to claim a nonrefundable

tax credit for the pro rata amount of qualifying contributions made by an S corporation to a school tuition organization. The amount of the allowable credit is based on individual's ownership interest. The S corporation must make an irrevocable election to pass the credit through to its individual shareholders on Arizona Form 335. For more information see Arizona Forms 335 and 335-I.

New Credit for Business Contributions by an S Corporation to School Tuition Organization for Displaced Students or Students with Disabilities - Individual (Arizona Form 341-I)

Beginning from and after December 31, 2014, Arizona law allows an individual shareholder to claim a nonrefundable tax credit for the pro rata amount of qualifying contributions made by an S corporation to a school tuition organization for Displaced Students or Students with Disabilities. The amount of the allowable credit is based on individual's ownership interest. The S corporation must make an irrevocable election to pass the credit through to its individual shareholders on Arizona Form 341. For more information see Arizona Forms 341 and 341-I.

Voluntary Gifts to the National Guard Relief Fund

Recent legislation repealed the National Guard Relief Fund. Therefore, taxpayers can no longer make a voluntary gift to the National Guard Relief Fund on their income tax return.

Disaster Recovery Tax Relief

Starting January 1, 2015, a qualifying out-of-state business or a qualifying out-of-state employee that is in Arizona on a temporary basis solely for performing disaster recovery from a declared disaster during a disaster period, are exempt from certain Arizona taxes. For more information, see the department's brochure, Pub. 720.

2015 Nonresident Personal Income Tax Return

Arizona Form 140NR

For information or help, call one of the numbers listed:

Phoenix (602) 255-3381
From area codes 520 and 928, toll-free (800) 352-4090

Tax forms, instructions, and other tax information

If you need tax forms, instructions, and other tax information, go to the department's website at www.azdor.gov.

Income Tax Procedures and Rulings

These instructions may refer to the department's income tax procedures and rulings for more information. To view or print these, go to our website and click on *Legal Research* then click on *Procedures* or *Rulings* and select a tax type from the drop down menu.

Publications and Brochures

To view or print the department's publications and brochures, go to our website and click on *Publications*.

e-file

Leave the Paper Behind - e-file!

- Quick Refunds
- Accurate
- Proof of Acceptance
- Free **

No more paper, math errors, or mailing delays! Get your refunds quicker with direct deposit option.

E-file today, pay by April 18, 2016, to avoid penalties and interest.

E-file through an Authorized IRS/DOR **e-file** provider or by using your personal computer and the Internet.

Visit our website at www.azdor.gov for a listing of approved **e-file** providers and on-line filing sources.

** For free **e-file** requirements, check out our website at www.azdor.gov.

Are You Subject to Tax in Arizona?

You are subject to Arizona income tax on all income derived from Arizona sources. If you are in this state for a temporary or transitory purpose or did not live in Arizona but received income from sources within Arizona during 2015, you are subject to Arizona tax.

Income from Arizona sources includes the following:

- wages,
- rental income,
- business income,
- the sale of Arizona real estate,
- interest and dividends having a taxable or business situs, in this state, and
- any other income from an Arizona source.

Do You Have to File?

Arizona Filing Requirements These rules apply to all Arizona taxpayers.		
You must file if you are:	and your Arizona adjusted gross income is at least:	or your gross income is at least:
• Single	\$ 5,500	\$15,000
• Married filing joint	\$11,000	\$15,000
• Married filing separate	\$ 5,500	\$15,000
• Head of household	\$ 5,500	\$15,000
If you are a nonresident, you must report income derived from Arizona sources.		
To see if you have to file, figure your gross income the same as you would figure your gross income for federal income tax purposes. Then you should exclude income Arizona law does not tax.		
Income earned by a qualifying out-of-state employee, from performing qualified disaster recovery work during a disaster period, is exempt from Arizona income tax. For more information, see the instructions for line 15.		
You can find your Arizona adjusted gross income on line 52 of Arizona Form 140NR.		

NOTE: *Even if you do not have to file, you must still file a return to get a refund of any Arizona income tax withheld.*

Do You Have to File if You Are an American Indian?

You must file if you meet the Arizona filing requirements unless **all** the following apply to you:

- You are an enrolled member of an Indian tribe.
- You live on the reservation established for that tribe.
- You earned **all** of your income on that reservation.

The department has issued Income Tax Ruling, ITR 96-4, on the Arizona tax treatment of American Indians.

Do You Have to File if You Are The Spouse of an American Indian and You Are Not an Enrolled Indian?

You must file if you meet the Arizona filing requirements. The department has issued Income Tax Ruling, ITR 96-4, on the tax treatment of spouses of American Indians.

Do You Have to File if You Are in the Military?

You must file if you meet the Arizona filing requirements unless **all** the following apply to you:

- You are an active duty member of the United States armed forces.
- Your only income for the taxable year is pay received for active duty military service.

- There was no Arizona tax withheld from your active duty military pay.

If Arizona tax was withheld from your active duty military pay, you must file an Arizona income tax return to claim any refund you may be due from that withholding.

You must also file an Arizona income tax return if you have any other income besides pay received for active duty military service.

If you are an Arizona resident and you have to file an Arizona return, you should file using Form 140. If you were an Arizona resident when you entered the service, you remain an Arizona resident, no matter where stationed, until you establish a new domicile. As an Arizona resident, you must report all of your income to Arizona, no matter where stationed. You must include your military pay, but using Form 140, you may subtract all pay received for active duty military service; to the extent it is included in your federal adjusted gross income.

If you are not an Arizona resident, but stationed in Arizona, the following applies to you:

- You are not subject to Arizona income tax on your military pay.
- You must report any other income you earn in Arizona. Use Form 140NR, *Nonresident Personal Income Tax Return*, to report this income.

To find out more, see our brochure, Pub 704, *Taxpayers in the Military*.

If You Included Your Child's Unearned Income On Your Federal Return, Does Your Child Have To File An Arizona Return?

No. In this case, the child should not file an Arizona return. The parent must include that same income in his or her Arizona taxable income.

Residency Status

If you are not sure if you are an Arizona resident for state income tax purposes, we may be able to help. The department has issued Income Tax Procedure, ITP 92-1, on determining residency status.

Residents

You are a resident of Arizona if your domicile is in Arizona. Domicile is the place where you have your permanent home. It is where you intend to return if you are living or working temporarily in another state or country. If you leave Arizona for a temporary period, you are still an Arizona resident while gone.

A resident is subject to tax on all income no matter where the resident earns the income.

If you are a full year resident, you **must** file Form 140, Form 140A, or Form 140EZ.

Part-Year Residents

If you are a part-year resident, you must file Arizona Form 140PY, *Part-Year Resident Personal Income Tax Return*.

You are a part-year resident if you did either of the following during 2015:

- You moved into Arizona with the intent of becoming a resident.
- You moved out of Arizona with the intent of giving up your Arizona residency.

Nonresidents

If you are a nonresident, you must file Form 140NR, *Nonresident Personal Income Tax Return*.

What if a Taxpayer Died?

If a taxpayer died before filing a return for 2015, the taxpayer's spouse or personal representative may have to file and sign a return for that taxpayer. A personal representative can be an executor, administrator, or anyone who is in charge of the deceased taxpayer's property. If the deceased taxpayer did not have to file a return but had tax withheld, a return must be filed to get a refund.

The person who files the return should use the form the taxpayer would have used. The person who files the return should print the word "deceased" after the decedent's name. Also, enter the date of death after the decedent's name.

If your spouse died in 2015 and you did not remarry in 2015, or if your spouse died in 2016 before filing a return for 2015, you may file a joint return. If your spouse died in 2015, the joint return should show your spouse's 2015 income before death and your income for all of 2015. If your spouse died in 2016, before filing the 2015 return, the joint return should show all of your income and all of your spouse's income for 2015. Print "Filing as surviving spouse" in the area where you sign the return. If someone else is the personal representative, he or she must also sign the return.

Are any Other Returns Required?

You may also have to file a fiduciary income tax return (Form 141AZ). For details about filing a fiduciary income tax return, call the department at (602) 255-3381.

Claiming a Refund for a Deceased Taxpayer

If you are claiming a refund for a deceased taxpayer, you **must** complete Arizona Form 131, *Claim for Refund on Behalf of Deceased Taxpayer*. Include this form with the return.

What Are the Filing Dates and Penalties?

When Should You File?

Your 2015 calendar year tax return is due no later than midnight, April 18. File your return as soon as you can after January 1, but no later than April 18.

NOTE: *Because Emancipation Day (legal holiday) will be observed on April 15, 2016, you have until April 18, 2016, to file your return.*

If you are a fiscal year filer, your return is due on the 15th day of the fourth month following the close of your fiscal year.

What if You Cannot File on Time?

You may request an extension if you know you will not be able to file on time.

NOTE: *An extension does not extend the time to pay your income tax. See the instructions for Arizona Form 204.*

To get a filing extension, you can either

- Apply for a state extension (Arizona Form 204). To apply for a state extension, file Arizona Form 204 by April 18. See Form 204 for details. You do not have to include a copy of the extension with your return when you file, but make sure that you check box 82F on page 1 of the return. If you must make a payment, use Arizona Form 204, or visit www.AZTaxes.gov to make an electronic payment.
- Use your federal extension (federal Form 4868). File your Arizona return by the same due date. You do not have to include a copy of your federal extension with your return, but make sure that you check box 82F on page 1 of the return.

When Should You File if You Are a Nonresident Alien?

The due date for your Arizona return is not the same as the due date for your federal return. Your Arizona return is due by April 18 even though your federal return is due on June 18. If you want to file your Arizona return after April 18, you must ask for a filing extension. You must file this request by April 18. Arizona will allow up to a 6-month extension. This will allow you to file your return by October 17. See Form 204 for extension filing details.

If you have a federal 6-month extension, you can file your Arizona return under that extension. If you file using your federal extension, Arizona will also allow you an extra 6 months. Because we will allow only 6 months, the due date for your Arizona return is not the same as the due date for your federal return. In this case, your Arizona return will be due by October 17 even though your federal return will not be due until December 15. If you file your 2015 Arizona calendar year return after October 17, your return will be late.

NOTE: *Because October 15, 2016, falls on a Saturday, you have until October 17, 2016, to file your return.*

If you are a fiscal year filer, your return is due on the 15th day of the fourth month following the close of your fiscal year.

What if You File or Pay Late?

If you file or pay late, we will charge you interest and penalties on the amount you owe. If the U.S. Post Office postmarks your 2015 calendar year return by April 18, 2016, your return will not be late.

You may also use certain private delivery services designated by the IRS to meet the “timely mailing as timely filed” rule.

Late Filing Penalty

If you file late, we will charge you a late filing penalty. This penalty is 4½% (.045) of the tax required to be shown on the return for each month or fraction of a month the return is late. This penalty cannot exceed 25% (.25) of the tax found to be remaining due.

Late Payment Penalty

If you pay your tax late, we will charge you a late payment penalty. This penalty is ½ of 1% (.005) of the amount shown as tax for each month or fraction of a month for which the failure continues. We charge this penalty from the original due date of the return until the date you pay the tax. This penalty cannot exceed a total of 10% (.10) of the unpaid tax.

Extension Underpayment Penalty

If you file your return under an extension, you must pay 90% of the tax shown on your return by the return's original due date. If you do not pay this amount, we will charge you a penalty. This penalty is ½ of 1% (.005) of the tax not paid for each 30-day period or fraction of a 30-day period.

We charge this penalty from the original due date of the return until the date you pay the tax. This penalty cannot exceed 25% (.25) of the unpaid tax. If we charge you the extension underpayment penalty, we will not charge you the late payment penalty under Arizona Revised Statutes (A.R.S.) § 42-1125(D).

NOTE: *If you are subject to two or more of the above penalties, the total cannot exceed 25%.*

Interest

We charge interest on any tax not paid by the due date. We will charge you interest even if you have an extension. If you have an extension, we will charge you interest from the original due date until the date you pay the tax. The Arizona interest rate is the same as the federal rate.

When Should You Amend a Return?

If you need to make changes to your return once you have filed, you should file Arizona Form 140X, *Individual Amended Income Tax Return*. You should file your amended return after your original return has processed. **Do not** file a new return for the year you are correcting. Generally, you have four years to amend a return to claim a refund.

If you amend your federal return for any year, you must also file an Arizona Form 140X for that year. You must file Form 140X within 90 days of the final determination of the IRS.

If the IRS makes a change to your federal taxable income for any year, you must report that change to Arizona. You may use one of the following two options to report this change.

Option 1

You may file a Form 140X for that year. If you choose this option, you must amend your Arizona return within 90 days of the final determination of the IRS.

Include a complete copy of the federal notice with your Form 140X.

Option 2

You may file a copy of the final federal notice with the department within 90 days of the final determination of the IRS. If you choose this option, you must include a statement in which you must:

1. Request that the department recompute your tax.
 2. Indicate if you agree or disagree with the federal notice.
- If you do not agree with the federal notice, you must also include any documents that show why you do not agree.

If you choose option 2, mail the federal notice and any other documents to:

Attention: Individual Income Audit
 Arizona Department of Revenue
 PO Box 29084
 Phoenix, AZ 85038-9084

Do You Need to Make Estimated Payments in 2016?

You must make Arizona estimated income tax payments during 2016 if:		
Your filing status is:	AND	AND
	Your Arizona gross income for 2015 was greater than:	Your Arizona gross income for 2016 is greater than:
Married Filing Joint	\$150,000	\$150,000
Single	\$75,000	\$75,000
Head of Household	\$75,000	\$75,000
Married Filing Separate	\$75,000	\$75,000

If you met the income threshold for 2015, you must make estimated payments during 2016 unless you are sure you will not meet the threshold for 2016.

As a nonresident, your Arizona gross income is that part of your federal adjusted gross income derived from Arizona sources. Your Arizona gross income is on line 26 of the 2015 Arizona Form 140NR. See the worksheet for Arizona Form 140ES to figure how much your payments should be. For more information, see the department’s brochure (Pub 012), *Arizona Individual Estimated Income Tax Payments*.

What if You Make Your Estimated Payments Late?

We will charge you a penalty if you fail to make any required payments. We will charge you a penalty if you make any of your required payments late. For details, see Arizona Form 221.

Can You Make Estimated Payments Even if You Do Not Have to?

If you do not have to make Arizona estimated income tax payments, you may still choose to make them. For details, see Arizona Form 140ES.

Line-by-Line Instructions

Tips for Preparing Your Return

- Make sure that you write your SSN on your return.
- Complete your return using black ink.
- You must round dollar amounts to the nearest whole dollar. If 50 cents or more, round up to the next dollar. If less than 50 cents, round down. Do not enter cents.
- When asked to provide your own schedule, include a separate sheet with your name and SSN at the top. Include these schedules behind your return and behind your Schedules A, if itemizing.
- You must complete your federal return before you can start your Arizona return.
- Make sure you include your daytime telephone number.
- If filing a fiscal year return, fill in the period covered in the space provided at the top of the form.

Entering Your Name, Address, and SSN

Lines 1, 2, and 3 -

NOTE: Make sure that you write your SSN on the appropriate line.

Print or type your name, address, and SSN in the space provided.

If you are filing a joint return, enter your SSNs in the same order as your names. *If your name appears first on the return, make sure your SSN is the first number listed.*

If you are married filing separately, enter your name and SSN on the first line 1. Then enter your spouse’s name and SSN on the second line 1.

If you are a nonresident of the United States or a resident alien who does not have an SSN, use the individual taxpayer identification number (ITIN) the IRS issued to you.

NOTE: Make sure your SSN is correct. *If you are filing a joint return, also make sure you enter your SSNs in the same order every year.*

Make sure that you enter your SSN on your return. Make sure that all SSNs are clear and correct. You may be subject to a penalty if you fail to include your SSN. It will take longer to process your return if SSNs are missing, incorrect, or unclear.

Use your current home address. The department will send your refund or correspond with you at that address.

For a deceased taxpayer, see page 2 of these instructions.

Foreign Addresses

If you have a foreign address, enter the information in the following order: city, province or state, and country. Follow the country’s practice for entering the postal code. Do not abbreviate the country name.

Last Names Used in Last 4 Prior Years

If the last name that you or your spouse are using on this return is not the same as the last name you or your spouse used on returns filed for the last 4 years, enter any other last name(s) that you or your spouse used when filing your return during the last 4 years.

Identification Numbers for Paid Preparers

If you pay someone else to prepare your return, that person must also include an identification number where requested.

A paid preparer may use any of the following:

- his or her PTIN,
- his or her SSN, or
- the EIN for the business.

A paid preparer who fails to include the proper identification number may be subject to a penalty.

Determining Your Filing Status

The filing status that you use on your Arizona return may be different from that used on your federal return.

Use this section to determine your filing status. Check the correct box (4 through 7) on the front of Form 140NR.

If you qualify as married for federal purposes, you qualify as married for Arizona purposes and must file using the status of either married filing joint or married filing separate.

If you are single you must file as single or if qualified you may file as head of household (see the instructions for box 5).

Box 4 - Married Filing Joint Return

If you are married and filing a joint return, check box 4.

You may file a joint return if you were married as of December 31, 2015. It does not matter whether or not you were living with your spouse. You may file a joint return, even if you and your spouse filed separate federal returns.

You may file a joint return with your deceased spouse if your spouse died during 2015 and you did not remarry in 2015. See page 2 of these instructions for details.

If you are married to an Arizona full year resident, you may file a joint return with your Arizona resident spouse. If filing a joint return with your Arizona resident spouse, you must use Form 140NR.

NOTE: For help on filing a joint return with your full-year resident spouse, see *Income Tax Ruling, ITR 14-1*.

Box 5 - Head of Household Return

If you are filing as a head of household, check box 5.

You may file as head of household on your Arizona return, only if one of the following applies:

- You qualify to file as head of household on your federal return.
- You qualify to file as a qualifying widow or widower on your federal return.

Box 6 - Married Filing Separate Return

If you are filing a separate return, check box 6 and enter your spouse's name and SSN on the second line 1.

If you were married as of December 31, 2015, you may choose to file a separate return. You may file a separate return, even if you and your spouse filed a joint federal return.

Arizona is a community property state. If you file a separate return, you must figure how much income to report using community property laws. If one spouse is a resident and the other spouse is not, special rules apply when filing a separate return. The department has issued *Income Tax Ruling, ITR 93-20*, how to report income in this case.

NOTE: In some cases, you may treat community income as separate income. The department has issued *Income Tax Ruling, 93-22*, on when you may treat community income as separate income.

Box 7 – Single Return

If you are filing as single, check box 7.

Use this filing status if you were single on December 31, 2015. You are single if any of the following apply to you:

- You have never been married.
- You are legally separated under a decree of divorce or of separate maintenance.
- You were widowed before January 1, 2015, and you did not remarry in 2015, and you do not qualify to file as a qualifying widow or widower with dependent children on your federal return.

NOTE: If you got divorced during the year, see *Income Tax Ruling, ITR 14-2*; and *Publication, Pub. 200*, for help completing your return.

Exemptions

Write the number of exemptions you are claiming in boxes 8, 9, and 10. **Do not put a check mark.** You may lose the exemption if you put a checkmark in these boxes. You may lose the dependent exemption if you do not complete the Dependent section on page 1.

Box 8 - Age 65 or Over

Enter "1" in box 8 if you or your spouse were 65 or older in 2015. Enter "2" in box 8 if both you and your spouse were 65 or older in 2015.

Box 9 - Blind

Enter "1" in box 9 if you or your spouse is totally or partially blind. Enter "2" in box 9 if both you and your spouse are totally or partially blind.

If you or your spouse were partially blind as of December 31, 2015, you must get a statement certified by your eye doctor or registered optometrist that:

- You cannot see better than 20/200 in your better eye with glasses or contact lenses.
- Your field of vision is 20 degrees or less.

If your eye condition is not likely to improve beyond the conditions listed above, you can get a statement certified by your eye doctor or registered optometrist to that effect instead. You must keep the statement for your records.

Box 10 - Dependents

You must complete the Dependent section on page 1 (and page 3, if more space is needed) of your return before you can total your dependent exemptions.

You may claim only the following as a dependent.

- A person that qualifies as your dependent on your federal return.

NOTE: *If you do not claim a dependent exemption for a student on your federal return in order to allow the student to claim a federal education credit on the student's federal return, you may still claim the exemption on your Arizona return. For more information, see Individual Income Tax Ruling ITR 05-02.*

- A person who is age 65 or over (related to you or not) that does not qualify as your dependent on your federal return, but one of the following applies:
 1. In 2015, you paid more than one-fourth of the cost of keeping this person in an Arizona nursing care institution, an Arizona residential care institution, or an Arizona assisted living facility. Your cost must be more than \$800.
 2. In 2015, you paid more than \$800 for either Arizona home health care or other medical costs for the person.
- A stillborn child if the following apply:
 1. The stillbirth occurred in Arizona during 2015.
 2. You received a certificate of birth resulting in stillbirth from the Arizona Department of Health Services.
 3. The child would have otherwise been a member of your household.

Dependents**Completing the Dependent Section**

If you need additional lines to list all of your dependents, complete page 3, Dependent Information – Continuation Sheet, and include this page with your return. Be sure to check the box indicating you are completing page 3.

Do **not** include page 3 with your return if you do not use it.

Dependent information: Children and Other Dependents

Enter the following in columns (a) through (f):

- a) The dependent's name. If you are claiming an exemption for a stillborn child and the child was not named, enter "stillborn child" in place of a name.
- b) The dependent's SSN. If you are claiming an exemption for a stillborn child, enter the certificate number from the certificate of birth resulting in stillbirth.
- c) The dependent's relationship to you.
- d) The number of months the dependent lived in your home during 2015. If you are claiming an exemption for a stillborn child, enter the date of birth resulting in the stillbirth.

Temporary absences: Your child or dependent is considered to have lived with you during periods of time when temporarily absent due to special circumstances such as: illness; education; business; or vacation. Your child is also considered to have lived with you during any required hospital stay following birth, as long as the child would have lived with you during that time but for the hospitalization.

- e) Check this box if this person did not qualify as a dependent on your federal return.
- f) Check the box if you did not claim this person (student) as a dependent on your federal return in order to allow that student to claim a federal education credit on the student's federal return.

You may lose the exemption if you do not furnish this information.

Enter the total number of dependents listed on line 10 (Box).

Reporting Your Residency Status

Check the appropriate box (11 through 13). Check only one box.

Box 11 - Nonresident

Check box 11, if you were not an Arizona resident during 2015, and were not on active military duty in Arizona.

Box 12 - Nonresident Active Military

Check box 12, if you were a nonresident on active duty military assignment in Arizona during 2015.

Box 13 - Composite Return

Check box 13, if this is a composite return to be filed by one of the following:

1. A partnership filing on behalf of its nonresident partners.
2. An S corporation filing on behalf of its nonresident shareholders.

For a list of qualifications and additional information on filing an Arizona nonresident composite income tax return, see Income Tax Ruling, ITR 13-2.

Determining Arizona Income

Use lines 15 through 27 to determine what portion of your total income is taxable by Arizona.

NOTE: *If you are unable to determine the proper line to use, please call one of the numbers listed on page 1.*

FEDERAL Column

Enter the actual amounts shown on your 2015 federal income tax return in the FEDERAL column. Complete lines 15 through 25. Line 25 should equal the federal adjusted gross income shown on your 2015 federal Form 1040, Form 1040A, Form 1040EZ, or Form 1040NR.

ARIZONA Column

Enter that portion of your federal income received from Arizona sources in the ARIZONA column. Such income includes wages earned in Arizona, Arizona rental and business income, and gains on the sale of Arizona property.

NOTE: *If you are filing a joint return with your full year resident spouse, you must enter your Arizona source income in the ARIZONA column and your spouse must enter all income from all sources in the ARIZONA column. For details, see Income Tax Ruling, ITR 14-1.*

The Tax Reform Act of 1986 limits the amount of losses that you may deduct from passive activities. A passive activity is one that involves the conduct of any trade or business in which the taxpayer does not materially participate.

As a nonresident, your Arizona gross income may include some of these losses. You may consider only those passive losses that arose from Arizona sources. Your 2015 Arizona gross income can include only Arizona source losses you used on your 2015 federal return.

Line 14 Box - Spouse of Active Duty Military Member

Check line 14 Box if married and you are the spouse of an active duty military member and you qualify for relief under the Military Spouses Residency Relief Act. For information about who qualifies for relief, see the department's brochure, Pub 705, *Spouses of Active Duty Military Members*.

Lines 15 through 24 -

The following line-by-line instructions apply to the **ARIZONA** column.

Line 15 - Wages, Salaries, Tips, etc.

Enter all amounts received for services performed in Arizona.

Starting January 1, 2015, income earned by a qualifying out-of-state employee, from performing qualified disaster recovery work during a disaster period, is exempt from Arizona income tax. Exclude this income from line 15 in the Arizona column.

For the purpose of this exemption, a qualifying out-of-state employee is an Arizona nonresident individual who is temporarily in Arizona to solely perform qualified disaster recovery work during a disaster period. For more information, see the department's brochure, Pub. 720.

NOTE: Active Duty Military Members - Do not include active duty military pay unless the active duty military member is an Arizona resident filing a joint return with his or her Arizona nonresident spouse on Form 140NR. If you are an Arizona resident active duty military member including military pay on line 15 in the "ARIZONA" column, also include that amount in the amount entered as an "Other Subtraction From Income" on Form 140NR, page 2, line 46.

NOTE: Spouses of Active Duty Military Members *If you are the spouse of an active duty military and you qualify for relief under the Military Spouses Residency Relief Act, do not enter any wages, salaries or tips you earned during the taxable year for services performed in Arizona.*

Line 16 - Interest

If you have an Arizona business, enter only interest (including U.S. Government interest) you earned on accounts pledged as collateral. Also, enter your distributive share of interest from a partnership doing business in

Arizona or an S corporation doing business in Arizona. Do not include any other interest income, even if it was earned in Arizona banks.

Line 17 - Dividends

If you have an Arizona business, enter only those dividends earned on stocks pledged as collateral, including dividends from small business corporations. Also, enter your distributive share of dividend income from a partnership doing business in Arizona or an S corporation doing business in Arizona. Do **not** include any other dividend income.

Line 18 - Arizona Income Tax Refunds

Enter the amount of Arizona income tax refunds received in 2015 that you included in your federal adjusted gross income.

Line 19 - Business Income or (Loss)

Enter income or (loss) from Arizona businesses.

Starting January 1, 2015, income earned by a nonresident who is a sole owner of a qualifying out-of-state business, from performing qualified disaster recovery work during a disaster period, is exempt from Arizona income tax. Exclude this income from line 19 in the Arizona column.

For the purpose of this exemption, a qualifying out-of-state business is a business that is temporarily in Arizona to solely perform qualified disaster recovery work during a disaster period. For more information, see the department's brochure, Pub. 720.

Line 20 - Gains or (Losses)

Enter gains or (losses) on sales of Arizona property.

Line 21 - Rents, etc.

Enter the following income on line 21.

- Rent or royalty income earned on Arizona properties.
- Income from Form 141AZ, Schedule K-1(NR), line 2, from estates or trusts.
- Income or (loss) from Schedule(s) K-1(NR) from Arizona partnerships (Arizona Form 165), or small business corporations (Arizona Form 120S).

Line 22 - Other Income Reported on Your Federal Return

Enter other income from sources within Arizona. Do not include pension income or social security taxed by the federal government.

Line 23 - Total Income

Add lines 15 through 22 and enter the total.

Line 24 - Other Federal Adjustments

Include on line 24 any other federal adjustments included in your federal adjusted gross income that are attributable to the Arizona source income reported on your 2015 Arizona nonresident return.

Line 25 - Federal Adjusted Gross Income

Subtract line 24 from line 23 in the FEDERAL column.

Line 26 - Arizona Gross Income

Subtract line 24 from line 23 in the **ARIZONA** column.

Line 27 - Arizona Income Ratio

Divide line 26 by line 25 and enter the result on line 27. You must round your answer to **three** decimal places.

Do not enter more than 1.000. Do not include the percent sign (%) with the amount entered on line 27.

This is your Arizona income ratio of your total income.

Examples:		
Arizona Gross Income from line 26	Federal Adjusted Gross Income from line 25	Arizona income ratio
\$ 17,516	\$ 32,000	$17,516/32,000 = .547375$ enter on line 27: <input type="text"/> . <input type="text"/> 5 <input type="text"/> 4 <input type="text"/> 7
\$ 25,650	\$ 92,100	$25,650/92,100 = .278501$ enter on line 27: <input type="text"/> . <input type="text"/> 2 <input type="text"/> 7 <input type="text"/> 9
\$ 10,000	\$ 9,000	$10,000/9,000 = 1.11111$ enter on line 27: <input type="text"/> 1 <input type="text"/> . <input type="text"/> 0 <input type="text"/> 0 <input type="text"/> 0

- If Arizona gross income is positive (greater than zero), and federal adjusted gross income is equal to or less than zero (negative), enter 1.000 on line 27.
- If Arizona gross income is equal to or less than zero (negative), and federal adjusted gross income is positive, enter 0.000 on line 27.
- If Arizona gross income is zero, and federal adjusted gross income is negative, enter 0.000 on line 27.
- If Arizona gross income and federal adjusted gross income are both negative, divide the Arizona amount by the federal amount and enter the result on line 27. The result cannot be more than 1.000.

Additions to Income

Line 28 - Total Depreciation Included in Arizona Gross Income

Enter the amount of depreciation deducted on the federal return that is included in Arizona gross income. If you make an entry here, you should also take a subtraction on line 38 for allowable depreciation attributable to assets used in your Arizona business. See the instructions for line 38.

Line 29 - Partnership Income

Depending on your situation, you may either add (line 29) or subtract (line 40) this amount.

Use this adjustment if your Arizona Form 165, Schedule K-1(NR), shows a difference between federal and state distributable income.

If the difference reported on your Form 165, Schedule K-1(NR), is a positive number, enter that portion of the difference that is allocable to partnership income taxable by Arizona as an addition. Enter the addition on line 29.

NOTE: *If the difference reported on your Form 165, Schedule K-1(NR), is a negative number, enter that portion of the difference that is allocable to partnership income taxable by Arizona as a subtraction. Enter the subtraction on line 40.*

Line 30 - Other Additions to Income

Use line 30 if any of the special circumstances below apply. Include your own schedule with your return, explaining any amounts entered on line 30.

A. Fiduciary Adjustment

A fiduciary uses Form 141AZ, Schedule K-1(NR), to report to you your share of the fiduciary adjustment from the trust or estate. Line 5 of Form 141AZ, Schedule K-1(NR), shows your share of the fiduciary adjustment from the estate or trust.

Depending on your situation, you may either add (line 30) or subtract (line 46) this amount.

If the amount reported on line 5 of your Arizona Form 141AZ, Schedule K-1(NR), is a positive number, enter that amount as an addition on line 30.

NOTE: *If the amount reported on line 5 of your Arizona Form 141AZ, Schedule K-1(NR), is a negative number, enter that amount as a subtraction from income on line 46.*

B. Items Previously Deducted for Arizona Purposes

Arizona statutes prohibit a taxpayer from deducting items more than once. If your Arizona taxable income includes items previously deducted for Arizona purposes, you must add such amounts to your Arizona gross income.

C. Claim of Right Adjustment for Amounts Repaid in 2015

You must make an entry here if **all** of the following apply:

1. During 2015, you were required to repay amounts held under a claim of right.
2. The amount required to be repaid was subject to Arizona income tax in the year included in income.
3. The amount required to be repaid during 2015 was more than \$3,000.
4. You took a deduction for the amount repaid on your 2015 federal income tax return.
5. The deduction taken on your federal income tax return is reflected in your Arizona taxable income.

If the above apply, enter the amount deducted on your federal income tax return which is reflected in your Arizona taxable income.

For more information on the Arizona claim of right provisions, see the department's Income Tax Procedure, ITP 95-1.

D. Claim of Right Adjustment for Amounts Repaid in Prior Taxable Years

You must make an entry here if **all** of the following apply:

1. During a year prior to 2015, you were required to repay income held under a claim of right.
2. You computed your tax for that prior year under Arizona's claim of right provisions.
3. A net operating loss or capital loss was established due to the repayment made in the prior year.
4. You are entitled to take that net operating loss or capital loss carryover into account when computing your 2015 Arizona taxable income.
5. The amount of the loss carryover included in your Arizona gross income is more than the amount allowed to be taken into account for Arizona purposes.

Enter the amount by which the loss carryover included in your Arizona gross income is more than the amount allowed for the taxable year under Arizona law.

E. Addition to S Corporation Income Due to Credits Claimed

Shareholders of an S corporation who claim a credit passed through from an S corporation must make an addition to income for the amount of expenses disallowed by reason of claiming the credit.

An S corporation that passes the following credits through to its shareholders must notify each shareholder of his or her pro rata share of the adjustment. You must enter an amount on this line when claiming any of the following credits:

- Environmental Technology Facility Credit (Form 305),
- Agricultural Water Conservation System Credit (Form 312),
- Pollution Control Credit (Form 315),
- Credit for Solar Hot Water Heater Plumbing Stub Outs and Electric Vehicle Recharge Outlets (Form 319),
- Credit for Employment of TANF Recipients (Form 320),
- Agricultural Pollution Control Equipment Credit (Form 325), and/or
- Credit for Motion Picture Production Costs (Form 334).

F. Solar Hot Water Heater Plumbing Stub Outs and Electric Vehicle Recharge Outlet Expenses

If you claim a credit for installing solar hot water heater plumbing stub outs or electric vehicle recharge outlets in a dwelling you constructed (Form 319), you cannot deduct any expenses for which you claim the credit. If you claim this credit, enter the amount of such expenses that you deducted on your federal return.

G. Wage Expense for Employers of TANF Recipients

If you claim a credit for employing TANF recipients (Form 320), you cannot deduct any wage expense for which you claim the credit. If you claim this credit, enter the amount of such expenses that you deducted on your federal return.

H. Motion Picture Expenses

If you claim a credit for motion picture production costs on Form 334, you cannot deduct any expenses related to the production or related to a transferred credit. Enter the amount

of any such expenses that were deducted in computing Arizona gross income for which you claimed a credit.

I. Adjusted Basis in Property for Which You Have Claimed a Credit for Investment in Qualified Small Businesses

If you claim a credit for an investment in a qualified small business on Form 338, you must adjust your basis in the investment by the amount of the credit claimed. You must report this difference in basis on the Arizona return that you file for the taxable year in which you sell or otherwise dispose of the investment. If you sold or otherwise disposed of the investment during the 2015 taxable year, enter the amount by which the adjusted basis computed under the IRC with respect to that property exceeds the adjusted basis of the property computed under A.R.S. § 43-1074.02.

J. Original Issue Discount (OID) on Reacquisition of Debt Instrument

For federal purposes, when a taxpayer made the special election to defer discharge of indebtedness (DOI) income under IRC § 108(i) (for 2009 or 2010), the taxpayer was not allowed to take a deduction with respect to the portion of any OID that accrued with respect to that DOI income, during the income deferral period. In this case, the taxpayer had to deduct the aggregate amount of the OID deductions disallowed ratably over a 5-year period, beginning with the period in which the income was includible in federal adjusted gross income.

Arizona did not adopt the federal provisions requiring a taxpayer to defer the OID deduction in cases where the taxpayer federally deferred the DOI income. For Arizona purposes, you had to report the Arizona source DOI income from a debt reacquisition in the year in which you reacquired the debt, and you were allowed to subtract any OID related to that DOI income in the year the OID accrued. (See the instructions for line 46, "Other Subtractions From Income.") If your Arizona gross income includes a deduction for any accrued OID that you have already subtracted for Arizona purposes, you must make an addition to Arizona income for the amount of deferred OID deducted on your federal return that you included in your Arizona gross income.

Generally, this addition will apply to taxable years 2014 through 2018. On line 30, enter the amount of any previously deferred OID that you deducted in computing your 2015 Arizona gross income, to the extent that the amount was previously subtracted from Arizona gross income.

K. Sole Proprietorship Loss of an Arizona Nonprofit Medical Marijuana Dispensary Included in Federal Adjusted Gross Income

If you are registered as an Arizona sole proprietorship with the Arizona Department of Health Services to operate in this state as a nonprofit medical marijuana dispensary, you are required to add the amount of the loss from the dispensary that is included in the computation of your federal adjusted gross income. Include the amount of the loss on line 30.

NOTE: *If the Arizona nonprofit medical marijuana dispensary is registered with the Arizona Department of Health Services as anything other than a sole proprietorship, this addition does not apply.*

L. Arizona Long-Term Health Care Savings Account (AZLTHSA) Withdrawals

You must add amounts withdrawn from your AZLTHSA if you withdrew money for purposes other than paying qualified long-term health care expenses. For more information, see A.R.S. § 43-1032.

M. Other Adjustments

Other special adjustments may be necessary. You may need to make an addition for depreciation or amortization. You may also need to make an addition if you claimed certain tax credits. Call one of the numbers listed on page 1 of these instructions if any of the following apply:

- You sold or disposed of property that was held for the production of income and your basis was computed under the Arizona Income Tax Act of 1954, as amended (1978 prior) except depreciable property.
- You claimed the Environmental Technology Facility Credit.
- You claimed the Pollution Control Credit.
- You claimed the Recycling Equipment Credit.
- You claimed the Agricultural Pollution Control Equipment Credit.
- You elected to amortize cost of a childcare facility under Arizona law in effect before 1990, and you are still deducting amortization or depreciation for that facility on your federal income tax return.

Line 31 - Subtotal

Add lines 26, 28, 29 and 30. Enter the total on line 31.

Subtractions From Income

You may only subtract those items for which statutory authority exists. Without such authority, you cannot take a subtraction. If you have any questions concerning subtractions from income, call one of the numbers listed on page 1 of these instructions.

NOTE: *You may not subtract any amount which is allocable to income excluded from your Arizona income.*

Lines 32 through 37 - Net Capital Gain or (loss)

NOTE: *If you reported a net capital gain or (loss) on your federal tax return, you must enter the amount of the net gain or (loss) from Arizona sources on line 32. See the instructions for line 32.*

If you enter an amount on line 36, you must also complete lines 34 and 35. If you do not complete these lines, you cannot take the subtraction.

You may subtract a percentage of any net long-term capital gain included in your federal adjusted gross income that is derived from an investment in an asset acquired after December 31, 2011. For 2015, the percentage is 25% (.25).

As a nonresident, you may take the allowable subtraction for only those qualified net long-term capital gains that are from Arizona sources. Use the worksheet on page 23 of these instructions, *Worksheet for Net Long-Term Capital Gain Subtraction for Assets Acquired after December 31, 2011*, to determine the allowable subtraction.

Line 32 – Total Arizona Sourced Net Capital Gain or (Loss)

Enter the total Arizona sourced net capital gain or (loss) reported on the *Capital Gain or (Loss)* line on page 1 of your federal return. This amount should be reported in your federal adjusted gross income.

Line 33 – Total Arizona Sourced Net Short-Term Capital Gain or (Loss)

Enter the total Arizona sourced net short-term capital gain reported on the *Capital Gain or (Loss)* line on page 1 of your federal return, in the ARIZONA Column. This amount should be reported in your federal adjusted gross income.

NOTE: *If you are not required to report dividend distributions and/or short-term capital gains from mutual funds on federal Form Schedule D, do not include the short-term capital gain distributed by the mutual fund on line 33.*

Line 34 - Total Net Long-Term Capital Gain or (Loss)

Enter the amount from the worksheet, line 14, column (b).

Line 35 - Net Long-Term Capital Gain From Assets Acquired After December 31, 2011

Enter the amount from the worksheet, line 14, column (d).

Only include net long-term capital gains on this line if it can be verified that the asset was acquired after December 31, 2011. For purposes of this line, an asset acquired by gift or inheritance is considered acquired on the date it was acquired by the gift-giver or the deceased individual.

Line 36 - Net Long-Term Capital Gain Subtraction from Income for Assets Acquired After December 31, 2011

Multiply the amount on line 35 by 25% (.25) and enter the result.

Line 37 - Net Capital Gain from Investment in a Qualified Small Business

You may subtract the amount of any net capital gain included in federal adjusted gross income for the taxable year derived from investment in a qualified small business as determined by the Arizona Commerce Authority pursuant to A.R.S. § 41-1518.

CAUTION: *If the amount entered on line 37 includes a long-term capital gain from an investment made after December 31, 2011, you cannot include that portion of the net capital gain in your computation of the allowable subtraction for any net long-term capital gain from assets acquired after December 31, 2011 and included in federal adjusted gross income. For more information, see the instructions on page 24 for the amount to enter on line 13, column (d) on the net long-term capital gain worksheet.*

Line 38 - Recalculated Arizona Depreciation

For assets placed in service in taxable years beginning before December 31, 2012, enter the total amount of depreciation attributable to assets used in your Arizona business allowable pursuant to IRC § 167(a) for the taxable year calculated as if you had elected not to claim bonus depreciation for eligible properties for federal purposes.

For assets placed in service during taxable years beginning from and after December 31, 2012 through December 31, 2013, the amount of the subtraction depends on the method used to compute the depreciation for these assets.

NOTE: For more information and examples of how to calculate Arizona bonus depreciation, see the department's Individual Income Tax Procedure, ITP 15-1.

For assets placed in service in taxable years beginning from and after December 31, 2013, enter the total amount of depreciation allowable pursuant to IRC § 167(a) for the taxable year calculated as if the bonus depreciation is 10% of the amount of federal bonus depreciation pursuant to IRC § 168(k).

Add all amounts together and enter the total on line 38.

Line 39 - Adjustment for IRC § 179 Expense Not Allowed in Prior Years

If you made an addition for IRC § 179 expense on your 2011 and/or 2012 return(s), enter 20% (.20) of the amount added for 2011 and/or 2012.

Line 40 - Partnership Income

Depending on your situation, you may either add (line 29) or subtract (line 40) this amount. Use this adjustment if your Arizona Form 165, Schedule K-1, shows a difference between federal and state distributable income.

If the difference reported on your Form 165, Schedule K-1, is a negative number, enter that portion of the difference that is allocable to partnership income taxable by Arizona as a subtraction. Enter the subtraction on line 40.

NOTE: *If the difference reported on your Form 165, Schedule K-1, is a positive number, enter that portion of the difference that is allocable to partnership income taxable by Arizona as an addition. Enter the addition on line 29.*

Line 41 -

Subtract lines 36 through 40 from line 31 and enter the result.

Line 42 -

Enter the amount from page 1, line 41.

Line 43 - Interest on U.S. Obligations

Enter the amount of interest income from U.S. Government obligations included as income on line 16 in the ARIZONA column. U.S. Government obligations include obligations such as savings bonds and treasury bills. You must reduce this subtraction by any interest or other related expenses incurred to purchase or carry the obligation. Reduce the subtraction only by the amount of such expenses included in your Arizona gross income.

Line 44 - Arizona Lottery Winnings

You may subtract up to \$5,000 of winnings received in 2015 for Arizona lottery prizes. Only subtract those Arizona lottery winnings that you included on line 22 in the ARIZONA column and reported on your federal income tax return.

If you subtract Arizona lottery winnings here, you may have to adjust the amount of gambling losses claimed as an itemized deduction.

Line 45 - Agricultural Crops Given to Arizona Charitable Organizations

Arizona law allows a subtraction for qualified crop gifts made during 2015 to one or more charitable organizations. To take this subtraction, **all** of the following must apply:

1. You must be engaged in the business of farming or processing agricultural crops.
2. The crop must be grown in Arizona.
3. You made your gift to a charitable organization located in Arizona that is exempt from Arizona income tax.

The subtraction is the greater of the wholesale market price or the most recent sale price for the contributed crop.

The amount of subtraction cannot include any amount deducted pursuant to IRC § 170 with respect to crop contribution that exceeds the cost of producing the contributed crop. To determine if your crop gift qualifies for this subtraction, see Income Tax Procedure, ITP 12-1.

Line 46 - Other Subtractions from Income

Use line 46 if any of the following special circumstances apply. Include your own schedule with the return, explaining any amounts entered here.

A. Certain Wages of American Indians

Enrolled members of American Indian tribes may subtract wages earned while living and working on their tribe's reservation. You can subtract only those amounts that you included on line 15, ARIZONA column. The federal government must recognize these tribes. For more information, see Income Tax Ruling, ITR 96-4.

B. Qualified Wood Stove, Wood Fireplace, or Gas Fired Fireplace

Arizona law provides a subtraction for converting an existing fireplace to one of the following:

- a qualified wood stove,
- a qualified wood fireplace, or
- a gas fired fireplace and non-optional equipment directly related to its operation.

You may subtract up to \$500 of the costs incurred for converting an existing fireplace on your property located in Arizona. When you figure your subtraction, do not include taxes, interest, or other finance charges.

A qualified wood stove or a qualified wood fireplace is a residential wood heater that was manufactured on or after July 1, 1990, or sold at retail on or after July 1, 1992. The residential wood heater must also meet the U.S. Environmental Protection Agency's July 1990 particulate emissions standards.

A qualified gas fired fireplace is any device that burns natural or liquefied petroleum gas as its fuel through a burner system that is permanently installed in the fireplace. The conversion of an existing wood burning fireplace to noncombustible gas logs that are permanently installed in the fireplace also qualifies as a gas fired fireplace.

C. Claim of Right Adjustment for Amounts Repaid in Prior Taxable Years

You must make an entry here if **all** of the following apply:

1. During a year prior to 2015, you were required to repay income held under a claim of right.
2. The amount required to be repaid was subject to Arizona income tax in the year included in income.
3. You computed your tax for that prior year under Arizona's claim of right provisions.
4. A net operating loss or capital loss was established due to the repayment made in the prior year.
5. You are entitled to take that net operating loss or capital loss carryover into account when computing your 2015 Arizona taxable income.
6. The amount of the loss carryover allowed to be taken into account for Arizona purposes is more than the amount included in your Arizona gross income.

Enter the amount by which the loss carryover allowed for the taxable year under Arizona law is more than the amount included in your Arizona gross income. For more information on the Arizona claim of right provisions, see Income Tax Procedure, ITP 95-1.

D. Certain Expenses Not Allowed for Federal Purposes

You may subtract some expenses that you cannot deduct on your federal return when you claim certain federal tax credits. These federal tax credits include the following:

- the Federal Work Opportunity Credit,
- the Empowerment Zone Employment Credit,
- the credit for employer-paid social security taxes on employee cash tips, and
- the Indian Employment Credit.

If you claimed any of the above federal tax credits for 2015, enter the portion of wages or salaries attributable to Arizona source income that you paid or incurred during the taxable year that is equal to the amount of those federal tax credits you claimed.

E. Basis Adjustment for Property Sold or Otherwise Disposed of During the Taxable Year

With respect to property used in an Arizona business that is sold or otherwise disposed of during the taxable year by a taxpayer who has complied with the requirement to add back all depreciation with respect to that property on tax returns for all taxable years beginning from and after December 31, 1999, enter the amount of depreciation that has been allowed pursuant to IRC § 167(a) to the extent that the amount has not already reduced Arizona taxable income in the current or prior years. (Note: The practical effect of this is to allow a

subtraction for the difference in basis for any asset for which bonus depreciation has been claimed on the federal return.) You may make this adjustment only for property that was used in your Arizona business.

F. Fiduciary Adjustment

A fiduciary uses Form 141AZ, Schedule K-1(NR), to report to you your share of the fiduciary adjustment from the trust or estate. Line 5 of Form 141AZ, Schedule K-1(NR), shows your share of the fiduciary adjustment from the estate or trust.

Depending on your situation, you may either add (line 30) or subtract (line 46) this amount.

If the amount on Form 141AZ, Schedule K-1(NR), line 5, is a negative number, enter that amount as a subtraction from income on line 46.

NOTE: *If the amount on Form 141AZ, Schedule K-1(NR), line 5, is a positive number, enter that amount as an addition to income on line 30.*

G. Net Operating Loss Adjustment

NOTE: *This subtraction applies to only those individuals who made an election under the special federal net operating loss rules for 2008 and 2009. Under the special rules for 2008 and 2009, you could have elected to carry the net operating loss back for 3, 4, or 5 years, instead of the normal 2 years. This election would have been allowed under IRC § 172(b)(1)(H) as amended by the American Recovery and Reinvestment Act of 2009 or the Worker, Homeownership, and Business Assistance Act of 2009.*

Arizona did not adopt the special federal net operating loss rules for losses incurred during 2008 or 2009. For Arizona purposes, you must deduct an Arizona source net operating loss as if the loss was computed under IRC § 172 in effect prior to the enactment of those special rules. If you made an election to deduct your 2008 or 2009 federal net operating loss under IRC § 172(b)(1)(H), you may have to enter an amount here. Figure how much of the net operating loss carry forward would have been allowed as a deduction on your 2014 federal income tax return, if the election described in IRC § 172(b)(1)(H) had not been made in the year of the loss. Then figure how much of the carry forward computed under that method was derived from Arizona source losses. The amount you may take as a subtraction is the difference between the amount of Arizona source net operating loss carryover allowable as a deduction for federal purposes under the as if calculation and the amount of the Arizona source net operating loss deduction actually taken for federal purposes that you included in your Arizona gross income. On line 46, enter the amount of allowable Arizona source loss carry forward deduction that exceeds the actual amount of Arizona source net operating loss carry forward deduction that was deducted in arriving at Arizona gross income.

NOTE: *As an Arizona nonresident, you may have had a loss from prior year Arizona business operations. However, the loss cannot offset this year's income unless the as if calculation results in an Arizona source net operating loss deduction for*

DO NOT STAPLE ANY ITEMS TO THE RETURN.

Arizona Form 140NR

Nonresident Personal Income Tax Return

FOR CALENDAR YEAR 2015

82F Check box 82F if filing under extension OR FISCAL YEAR BEGINNING [M,M,D,D] 2,0,1,5 AND ENDING [M,M,D,D] 2,0,Y,Y. 66F

1 Your First Name and Middle Initial Last Name Enter your SSN(s) Your Social Security Number

1 Spouse's First Name and Middle Initial (if box 4 or 6 checked) Last Name Spouse's Social Security No.

2 Current Home Address - number and street, rural route Apt. No. Daytime Phone (with area code) 94

3 City, Town or Post Office State ZIP Code Last Names Used in Last Four Prior Year(s) (if different) 97

FILING STATUS: 4 Married filing joint return, 5 Head of household, 6 Married filing separate return, 7 Single. EXEMPTIONS: 8 Age 65 or over, 9 Blind, 10 Dependents. Includes instructions for completing lines 8-10.

11-13 Residency Status (check one): 11 Nonresident, 12 Nonresident Active Military, 13 Composite Return

Table for Dependents (Box 10) with columns: (a) FIRST AND LAST NAME, (b) SOCIAL SECURITY NO., (c) RELATIONSHIP, (d) NO. OF MONTHS LIVED IN YOUR HOME IN 2015, (e) if this person did not qualify as a dependent, (f) if you did not claim this person.

Main income tax table with columns: Arizona Income, Additions, Subtractions. Rows include 14-41 for various income types, federal adjustments, and capital gains.

Place any required federal and AZ schedules or other documents after Form 140NR.

Your Name (as shown on page 1) _____ Your Social Security Number _____

Subtractions - cont. from page 1	42	Enter the amount from page 1, line 41	42		00
	43	Interest on U.S. obligations such as U.S. savings bonds and treasury bills.....	43		00
	44	Arizona state lottery winnings included as income on your federal return (up to \$5,000 only)	44		00
	45	Agricultural crops contributed to Arizona charitable organizations.....	45		00
	46	Other subtractions: See instructions and include your own schedule.....	46		00
Exemptions	47	Age 65 or over: Multiply the number in box 8 by \$2,100.....	47		00
	48	Blind: Multiply the number in box 9 by \$1,500	48		00
	49	Dependents: Multiply the number in box 10 by \$2,300	49		00
	50	Add lines 47, 48, and 49 and enter the total.....	50		00
	51	Multiply line 50 by the Arizona ratio on line 27	51		00
	52	Arizona adjusted gross income: Subtract lines 43 through 46 and 51 from line 42.....	52		00
Balance of Tax	53	Deductions: Check box and enter amount. See instructions.....53 <input type="checkbox"/> ITEMIZED 53S <input type="checkbox"/> STANDARD	53		00
	54	Personal exemptions: See instructions.....	54		00
	55	Arizona taxable income: Subtract lines 53 and 54 from line 52.....	55		00
	56	Compute the tax using amount from line 55 and Tax Table X or Y.....	56		00
	57	Tax from recapture of credits from Arizona Form 301, Part 2, line 40	57		00
	58	Subtotal of tax: Add lines 56 and 57 and enter the total	58		00
	59	Credits from Arizona Form 301, Part 2, line 76	59		00
	60	Balance of tax: Subtract line 59 from line 58. If line 59 is more than line 58, enter zero.....	60		00
Total Payments and Refundable Credits	61	Arizona income tax withheld during 2015.....	61		00
	62	Arizona estimated tax payments for 2015	62		00
	63	2015 Arizona extension payment (Form 204).....	63		00
	64	Other refundable credits: Check the box(es) and enter the total amount..... 641 <input type="checkbox"/> 308-I 642 <input type="checkbox"/> 342 643 <input type="checkbox"/> 349	64		00
	65	Total payments and refundable credits: Add lines 61 through 64 and enter the total.....	65		00
Tax Due or Overpayment	66	TAX DUE: If line 60 is larger than line 65, subtract line 65 from line 60, and enter amount of tax due. Skip lines 67, 68 and 69.....	66		00
	67	OVERPAYMENT: If line 65 is larger than line 60, subtract line 60 from line 65, and enter amount of overpayment.....	67		00
	68	Amount of line 67 to be applied to 2016 estimated tax.....	68		00
	69	Balance of overpayment: Subtract line 68 from line 67.....	69		00
Voluntary Gifts	70	Solutions Teams Assigned to Schools.....	70		00
	71	Arizona Wildlife.....	71		00
	72	Child Abuse Prevention	72		00
	73	Domestic Violence Shelter	73		00
	74	Political Gift.....	74		00
	75	Neighbors Helping Neighbors.....	75		00
	76	Special Olympics.....	76		00
	77	Veterans' Donations Fund.....	77		00
78	I Didn't Pay Enough Fund.....	78		00	
79	Sustainable State Parks and Road Fund.....	79		00	
80	Political Party (if amount is entered on line 74 - check only one): 801 <input type="checkbox"/> Americans Elect 802 <input type="checkbox"/> AZ Green Party 803 <input type="checkbox"/> Democratic 804 <input type="checkbox"/> Libertarian 805 <input type="checkbox"/> Republican				
Penalty	81	Estimated payment penalty and Arizona Long-Term Health Care Saving Account (AZLTHSA) penalty.....	81		00
	82	821 <input type="checkbox"/> Annualized/Other 822 <input type="checkbox"/> Farmer or Fisherman 823 <input type="checkbox"/> Form 221 included 824 <input type="checkbox"/> AZLTHSA Penalty			
	83	Add lines 70 through 79 and 81; enter the total.....	83		00
Refund or Amount Owed	84	REFUND: Subtract line 83 from line 69. If less than zero, enter amount owed on line 85.....	84		00
		Direct Deposit of Refund: Check box 84A if your deposit will be ultimately placed in a foreign account ; see instructions. 84A <input type="checkbox"/> ROUTING NUMBER _____ ACCOUNT NUMBER _____ C <input type="checkbox"/> Checking or S <input type="checkbox"/> Savings			
85	AMOUNT OWED: Add lines 66 and 83. Make check payable to Arizona Department of Revenue; write your SSN on payment ...	85		00	

Under penalties of perjury, I declare that I have read this return and any documents with it, and to the best of my knowledge and belief, they are true, correct and complete. Declaration of preparer (other than taxpayer) is based on all information of which preparer has any knowledge.

PLEASE SIGN HERE

YOUR SIGNATURE _____ DATE _____ OCCUPATION _____

SPOUSE'S SIGNATURE _____ DATE _____ SPOUSE'S OCCUPATION _____

PAID PREPARER'S SIGNATURE _____ DATE _____ FIRM'S NAME (PREPARER'S IF SELF-EMPLOYED) _____

PAID PREPARER'S STREET ADDRESS _____ PAID PREPARER'S TIN _____

PAID PREPARER'S CITY _____ STATE _____ ZIP CODE _____ PAID PREPARER'S PHONE NUMBER _____

Your Name (as shown on page 1)

Your Social Security Number

Dependent Information - Continuation Sheet from Page 1 Dependents

Include with your return **only** if listing additional dependents.

Complete this form **only** if you need additional space from page 1 to list your dependents.
If you do not list **all** dependents claimed on page 1 of your income tax return, you may lose the exemptions.

Children and other dependents, continued from page 1.

	(a) FIRST AND LAST NAME (Do not list yourself or spouse.)	(b) SOCIAL SECURITY NO.	(c) RELATIONSHIP	(d) NO. OF MONTHS LIVED IN YOUR HOME IN 2015	(e) ✓ if this person did not qualify as a dependent on your federal return	(f) ✓ if you did not claim this person on your federal return due to educational credits
10e					<input type="checkbox"/>	<input type="checkbox"/>
10f					<input type="checkbox"/>	<input type="checkbox"/>
10g					<input type="checkbox"/>	<input type="checkbox"/>
10h					<input type="checkbox"/>	<input type="checkbox"/>
10i					<input type="checkbox"/>	<input type="checkbox"/>
10j					<input type="checkbox"/>	<input type="checkbox"/>
10k					<input type="checkbox"/>	<input type="checkbox"/>
10l					<input type="checkbox"/>	<input type="checkbox"/>
10m					<input type="checkbox"/>	<input type="checkbox"/>
10n					<input type="checkbox"/>	<input type="checkbox"/>
10o					<input type="checkbox"/>	<input type="checkbox"/>
10p					<input type="checkbox"/>	<input type="checkbox"/>
10q					<input type="checkbox"/>	<input type="checkbox"/>
10r					<input type="checkbox"/>	<input type="checkbox"/>
10s					<input type="checkbox"/>	<input type="checkbox"/>
10t					<input type="checkbox"/>	<input type="checkbox"/>
10u					<input type="checkbox"/>	<input type="checkbox"/>
10v					<input type="checkbox"/>	<input type="checkbox"/>

THIS PAGE INTENTIONALLY LEFT BLANK

Include with your return.

Your Name as shown on Form 140NR	Your Social Security Number
Spouse's Name as shown on Form 140NR (if filing joint)	Spouse's Social Security Number

Adjustment to Medical and Dental Expenses

1	Medical and dental expenses	1		00
2	Amount of distributions used to pay qualified medical expenses from your Arizona Long-Term Health Care Savings Account (AZLTHSA) included on line 1 ..	2		00
3	Medical expenses allowed to be taken as a federal itemized deduction	3		00
4	Add line 2 and line 3, and enter the result	4		00
5	If line 1 is the same as or more than line 4, subtract line 4 from line 1; otherwise, go to line 6	5		00
6	If line 4 is more than line 1, subtract line 1 from line 4	6		00

Adjustment to Interest Deduction

7	If you received a federal credit for interest paid on mortgage credit certificates (from federal Form 8396), enter the amount of mortgage interest you paid for 2015 that is equal to the amount of your 2015 federal credit	7		00
---	--	---	--	----

Adjustment to Gambling Losses

8	Wagering losses allowed as a federal itemized deduction	8		00
9	Total gambling winnings included in your federal adjusted gross income	9		00
10	Arizona lottery subtraction from Form 140NR, page 2, line 44	10		00
11	Maximum allowable gambling loss deduction: Subtract line 10 from line 9	11		00
12	If line 11 is less than line 8, subtract line 11 from line 8; otherwise enter "zero"	12		00

Adjustment to Charitable Contributions

13	Amount of charitable contributions for which you are claiming a credit under Arizona law	13		00
----	--	----	--	----

Itemized Deductions

14	Add the amounts on lines 5 and 7	14		00
15	Add the amounts on lines 6, 12 and 13	15		00
16	Total federal itemized deductions allowed to be taken on federal return	16		00
17	Enter the amount from line 14 above	17		00
18	Add lines 16 and 17	18		00
19	Enter the amount from line 15 above	19		00
20	Adjusted itemized deductions: Subtract line 19 from line 18	20		00
21	Enter your Arizona income ratio from Form 140NR, page 1, line 27	21		
22	Arizona itemized deductions: Multiply line 20 by the ratio on line 21. Enter the result here and on Form 140NR, page 2, line 53	22		00



You must include a copy of federal Form 1040, Schedule A with your return if you itemize your deductions on your Arizona return.

THIS PAGE INTENTIONALLY LEFT BLANK

2015 Form 140NR Schedule A(NR) Itemized Deductions

For Nonresidents Only

You may itemize on your Arizona return, even if you do not itemize on your federal return. Before you complete this form, you must first complete federal Form 1040, Schedule A.

Even if you don't itemize deductions on your federal return, you must include a copy of the federal Form 1040, Schedule A, with this form.

The itemized deductions allowed for Arizona purposes are those itemized deductions that are allowable under the Internal Revenue Code (IRC).

As an Arizona nonresident, you must prorate these deductions by the income ratio which your Arizona gross income is to your federal adjusted gross income.

In some cases, the amount allowed for medical and dental expenses, mortgage interest, gambling losses, and charitable contributions may be different for Arizona purposes than for federal purposes.

You must complete lines 1 through 13 if any of the following apply:

- You are deducting medical and dental expenses.
- You are claiming a federal credit (from federal Form 8396) for interest paid on mortgage credit certificates.
- You are deducting gambling losses while claiming a subtraction for Arizona lottery winnings.
- You are claiming a credit for a charitable contribution for which you are also taking a credit under Arizona law.

If any of the above items apply, complete lines 1 through 13 as instructed below.

Line-by-Line Instructions

Lines 1 through 6 - Medical and Dental Expenses

*Skip lines 1 through 6 if you are **not** deducting medical and dental expenses.*

Line 1 -

Enter the total of your medical and dental expenses. Do not include any expenses that were paid by insurance or other sources. Do not reduce the amount you enter on line 1 by amounts paid from an Arizona Long-Term Health Care Savings Account (AZLTHSA).

Do not include the following amounts you paid through an employer-sponsored health insurance plan (cafeteria plan) unless your employer included the amount(s) in Box 1 of your Form W-2.

- Insurance premiums you paid through the plan.
- Other medical and dental expenses paid by the plan.

If you are self-employed, do not include any amount that you paid for health insurance that you deducted in computing your federal adjusted gross income.

Line 2 -

Enter any amount of medical and dental expenses included on line 1 that were paid from your AZLTHSA.

Lines 3 through 6 -

Complete lines 3 through 6 as instructed on the form.

Line 7 - Interest Paid on Mortgage Credit Certificates

*Skip line 7 if you are **not** claiming a federal credit for interest paid on mortgage credit certificates on your federal return.*

If you received a federal credit for interest paid on mortgage credit certificates (using federal Form 8396), you may deduct some of the mortgage interest you paid in 2015 that you could not deduct for federal purposes.

Lines 8 through 12 - Gambling Losses

*Skip lines 8 through 12 if you are **not** deducting gambling losses.*

You can deduct wagering losses only to the extent of wagering gains. You must complete lines 8 through 12 if **both** of the following apply:

1. You took a subtraction for Arizona lottery winnings.
2. You are claiming a deduction for gambling losses.

If you take a subtraction for Arizona lottery winnings, you may have to adjust your deduction for gambling losses. Complete lines 8 through 12 as instructed on the form.

Line 13 - Gifts to Charity

*Skip line 13 if you are **not** claiming a credit for any of your charitable contributions.*

You cannot claim both a deduction and a credit for the same charitable contributions. Enter the amount of charitable contributions for which you are claiming a credit.

For Example:		
If you claimed a credit on AZ Form:	For:	You must make an entry on line 13 if you deducted the amount contributed as an itemized deduction on federal Form 1040, Schedule A.
321	Contributions to Qualifying Charitable Organizations	
322	Contributions Made or Fees Paid to Public School	
323	Contributions to Private School Tuition Organization	
331	Donation of School Site	
335-I	Contributions made by an S Corporation to a School Tuition Organization - Individual	
340	Donations to the Military Family Relief Fund	
341-I	Contributions made by an S Corporation to a School Tuition Organization for Displaced Students or Students with Disabilities - Individual	
348	Contributions to Certified School Tuition Organization - Individual	

If you claimed a private school tuition credit on your 2014 return for a contribution that you made during 2015 (see

Arizona Forms 323 and 348), you must make this adjustment on your 2015 return, even though you claimed the credit on your 2014 return.

If you are claiming a credit on your 2015 return for a contribution made during 2016 (see Arizona Forms 322, 323 and 348), you must make this adjustment on your 2016 return, even though you are claiming the credit on your 2015 return.

Lines 14 through 20 - Adjusted Itemized Deductions

Complete lines 14 through 20 as instructed on the form.

Line 21 -

Enter your Arizona income ratio from Form 140NR, page 1, line 27. Enter the ratio in decimal form.

Line 22 - Arizona Itemized Deductions

Multiply line 20 by the income ratio on line 21. Enter the result on line 22 and on Form 140NR, page 2, line 53.

DO NOT STAPLE ANY ITEMS TO THE RETURN.

For the calendar year 2015 or fiscal year beginning MM,DD,YY 2,0,1,5 and ending MM,DD,YY 2,0,1,5 **66**

1 Your First Name and Middle Initial	Last Name	Enter your SSN(s). Your Social Security Number
1 Spouse's First Name and Middle Initial (if filing joint)	Last Name	Spouse's Social Security No.
2 Current Home Address - number and street, rural route	Apt. No.	Daytime Phone (with area code) 94
3 City, Town or Post Office	State	ZIP Code

REVENUE USE ONLY. DO NOT MARK IN THIS AREA.
88

- Resident Personal Income Tax Forms – Check only one box:**
- 140 140A 140EZ 140PTC 140ET
- Part-Year Resident Personal Income Tax, Form 140PY
- Nonresident Personal Income Tax, Form 140NR

81 PM	80 RCVD
--------------	----------------

All extension requests must be postmarked on or before the original due date of the return, unless the original due date falls on a Saturday, Sunday, or legal holiday. In that case, your request must be postmarked on or before the business day following that Saturday, Sunday, or legal holiday. If you are a calendar year filer, your request for a 2015 filing extension must be postmarked on or before April 18, 2016.

An Arizona extension cannot be granted for more than six months beyond the original due date of the return. Arizona will grant an automatic six-month extension to individuals filing Forms 140, 140A, 140EZ, 140NR, 140PY, 140PTC or 140ET. Arizona will accept a valid federal extension for the period covered by the federal extension. This includes the automatic six-month individual federal filing extension.

CHECK ONE BOX:	Fiscal Tax Year Ending	Return Due Date
<input type="checkbox"/> Individual Calendar Year Filers: (filing Forms 140, 140A, 140EZ, 140NR, 140PY, 140PTC or 140ET) This is a request for an automatic 6-month filing extension		October 17, 2016
<input type="checkbox"/> Individual Fiscal Year Filers: (automatic 6-month extension period) Enter taxable year-end date and 6-month extended due date	<u>MM,DD,YY,YY</u>	<u>MM,DD,YY,YY</u>
<input type="checkbox"/> A federal extension will be used to file this tax return. This form is being used to transmit the Arizona extension payment.		

1 Tax liability for 2015. You may estimate this amount	1		00
2 Arizona income tax withheld during 2015	2	00	
3 Arizona estimated tax payments for 2015	3	00	
4 Credits you will claim on your 2015 return. See Arizona Form 301 for a list of credits. 4	4	00	
5 Add lines 2 through 4	5	00	
6 Balance of Tax: Subtract line 5 from line 1	6	00	
7 Enter amount of payment enclosed with this extension..... PAYMENT ENCLOSED ▶	7	00	

- Make check payable to Arizona Department of Revenue; **write your SSN and tax year on your payment.**
- **Include your payment with this form.**

• **IMPORTANT:** If you are filing under a federal extension but are making an Arizona extension *payment by credit card or electronic payment*, **do not mail Form 204** to us. We will apply your extension tax payment to your account.

• If you **are** sending a payment with this request, mail to Arizona Department of Revenue, PO Box 29085, Phoenix, AZ 85038-9085.

• If you are **not** sending a payment with this request, mail to Arizona Department of Revenue, PO Box 52138, Phoenix, AZ 85072-2138.

THIS PAGE INTENTIONALLY LEFT BLANK

2015 Filing Extension For Individuals

For information or help, call one of the numbers listed:

Phoenix (602) 255-3381
From area codes 520 and 928, toll-free (800) 352-4090

Tax forms, instructions, and other tax information

If you need tax forms, instructions, and other tax information, go to the department's website at www.azdor.gov.

Income Tax Procedures and Rulings

These instructions may refer to the department's income tax procedures and rulings for more information. To view or print these, go to our website and click on *Legal Research* then click on *Procedures* or *Rulings* and select a tax type from the drop down menu.

Publications and Brochures

To view or print the department's publications and brochures, go to our website and click on *Publications*.



Leave the paper behind and **e-file** your Arizona extension request.

Visit www.azdor.gov for e-file requirements.

Use of Form 204

Use Form 204 to apply for an extension of time to file an Arizona Form 140, 140A, 140EZ, 140ET, 140PTC, 140PY, or 140NR. Individuals use this form to apply for an automatic six (6) month extension.

If you are using Form 204 to request a filing extension for an Arizona Form 140NR composite return, enter the partnership's or S corporation's employer identification number (EIN) in the area designated for an individual's social security number (SSN).

Also, use Form 204 to remit an extension payment whether you are requesting an Arizona extension or using a valid federal extension. However, if you are filing under a federal extension, but making an electronic extension payment or making an extension payment using a credit card, you do not need to mail in Form 204. Arizona will accept your federal extension for the period covered by the federal extension.

Foreign Address

If you have a foreign address, enter the information in the following order: city, province or state, and country. Follow the country's practice for entering the postal code. Do not abbreviate the country name.

When to File Form 204

All extension requests must be postmarked on or before the original due date of the return, unless the original due date falls on a Saturday, Sunday, or legal holiday.

In that case, your request must be postmarked on or before the business day following that Saturday, Sunday or legal holiday.

For calendar year filers: Because *Emancipation Day* (legal holiday) is on Saturday April 16, 2016, and will be observed on April 15, 2016, you have until Monday, April 18, 2016, to file the extension.

Since October 15, 2016, falls on a Saturday, you will have until October 17, 2016, to file your income tax return.

Complete Form 204 to request an automatic six (6) month extension. **Mark your envelope "2015 Extension Request."**

If you are **sending a payment** with this request, mail the form to:

Arizona Department of Revenue
PO Box 29085
Phoenix, AZ 85038-9085

If you are **not sending a payment** with your request, mail the form to:

Arizona Department of Revenue
PO Box 52138
Phoenix, AZ 85072-2138

The department will not return a copy of the Form 204 to you. Be sure to keep a copy of the completed Form 204.

An extension does not extend the time to pay your income tax. You must still pay your tax liability by April 18 (or by the original due date of your return). Because April 18, 2016, is a legal holiday (Emancipation Day) you must pay your tax liability by April 18, 2016. If you do not pay at least 90% (.90) of the income tax liability disclosed by your return by the return's original due date, you will be subject to the extension underpayment penalty. We charge interest from the original due date to the date of payment.

Extension Underpayment Penalty: We impose this penalty if you do not pay at least 90% (.90) of the income tax liability shown on your return filed under an extension by the return's original due date. The extension underpayment penalty is 1/2 of 1% (.005) of the income tax not paid for each 30-day period or fraction of a 30-day period. We impose this penalty from the original due date of the return until you pay the tax. The extension underpayment penalty cannot exceed 25% (.25) of the unpaid income tax. If we charge you the extension underpayment penalty, we will not charge you the late payment penalty under Arizona Revised Statutes (A.R.S.) § 42-1125(D).

Nonresident Aliens

The due date for your Arizona return is not the same as the due date for your federal return. Your Arizona return is due by April 18 even though your federal return is due on June 15. If you want to file your 2015 Arizona return after April 18, you must ask for a filing extension.

Because April 15, 2016, is a legal holiday (Emancipation Day) you must file this request by April 18, 2016. Arizona will allow up to a 6-month extension. This will allow you to file your return by October 17, 2016.

If you have a federal 6-month extension, you can file your Arizona return under that extension. If you file using your federal extension, Arizona will also allow you an extra 6 months.

Because we will allow only 6 months, the due date for your Arizona return is not the same as the due date for your federal return. In this case, your Arizona return will be due by October 17, 2016, even though your federal return will not be due until December 15. If you file your 2015 Arizona calendar year return after October 17, 2016, your return will be late.

Making Your Payment

Individuals may make extension payments by check, electronic check, money order, or credit card.

Partnerships or S corporations making an extension payment on behalf of nonresidents participating in the filing of an Arizona Form 140NR composite return must make that payment by check or money order.

Check or money order

If paying by check or money order, make your check or money order payable to Arizona Department of Revenue.

Write your SSN (or EIN) and **2015 Extension Request** on the **front** of your check or money order.

Include your check with Form 204.

Electronic payment from your checking or savings account

You can make an electronic payment from your checking or savings account to pay your balance due for 2015. There is no fee to use this method. To make an electronic payment, go to www.aztaxes.gov and click on the “Make a Payment” link.

Be sure to enter the correct routing number and account number for your checking or savings account. You will be charged a \$25 NSF (non-sufficient funds) fee if you provide an incorrect routing number or an incorrect account number. Check with your financial institution to get the correct routing and account numbers.

The “E-Check” option in the “Payment Method” drop-down box will debit the amount from the checking or savings account that you specify. If you make an electronic payment from your checking or savings account, you will receive a confirmation number. **Please keep this confirmation number as proof of payment.**

NOTE: *You may not make an electronic payment from your checking or savings account if the payment will ultimately be coming from a foreign account. In this case, you must pay by check or money order.*

Credit card payment

You can pay with your Visa, MasterCard, Discover, or American Express credit card. Go to www.AZTaxes.gov and click on the “Make a Payment” link and choose the credit card option. This will take you to a third party vendor site (provider). The provider **will charge** you a convenience fee based on the amount of your tax payment. The provider will tell you what the fee is during the transaction; you will have the option to continue or cancel the transaction. If you complete the credit card transaction, you will receive a confirmation number. **Please keep this confirmation number as proof of payment.**

Instructions Before Mailing

Make sure that you have completed all the information requested on the **front** of the form.

To avoid an extension underpayment penalty, make sure you pay at least 90% (.90) of your Arizona tax liability.

federal purposes. You can only take this subtraction if the as if federal net operating loss deduction for 2015 includes Arizona source losses that have not been absorbed by non-Arizona income in any intervening years. You cannot subtract any amount of that net operating loss that has been absorbed by non-Arizona income in any intervening years. You also cannot take a subtraction for any amount that has already been deducted for Arizona purposes.

H. Previously Deferred Discharge of Indebtedness (DOI) Income Adjustment

Generally, when a loan is settled for less than the amount owed, DOI income is realized by the debtor and usually must be included in the debtor's gross income. The amount of DOI income is generally equal to the amount of loan forgiveness. DOI income also occurs when a debtor repurchases his or her own debt at a discount (a price lower than the adjusted basis issue price of the debt instrument). In debt repurchase transactions, the amount of DOI income is generally equal to the difference between the adjusted issue price and the price paid for the debt instrument.

For federal purposes, a taxpayer may have made a special election for taxable years 2009 or 2010 to include DOI income in connection with the reacquisition of a business debt instrument, ratably over a 5-year period. A taxpayer that made this election will generally include this income in federal adjusted gross income beginning with the 2014 taxable year. A taxpayer would have made the federal election under IRC § 108(i) as added by the American Recovery and Reinvestment Act of 2009.

Arizona did not adopt the special federal DOI income deferral provisions for the 2009 or 2010 taxable year. For Arizona purposes, if you made the federal election to defer the inclusion of Arizona source DOI income under IRC § 108(i), you were required to add the amount of that deferred DOI income to Arizona income for the year for which you made the election. If you made the required addition to Arizona income on the Arizona return filed for the year in which you reacquired the debt instrument (2009 or 2010), Arizona will not tax that Arizona source DOI income twice. In the year in which you include that deferred Arizona source DOI income in your federal adjusted gross income, and likewise your Arizona gross income, you may take a subtraction for the amount included for that year. Usually this subtraction will apply to taxable years 2014 through 2018. On line 46, enter the amount of previously deferred Arizona source DOI income that you included in your Arizona gross income for the current taxable year to the extent that the amount was previously added to your Arizona income.

I. Sole Proprietorship Income of an Arizona Nonprofit Medical Marijuana Dispensary Included in Federal Adjusted Gross Income

If you are registered as an Arizona sole proprietorship with the Arizona Department of Health Services to operate in this state as a nonprofit medical marijuana dispensary, you may subtract the amount of the income from the dispensary that is included in the computation of your federal adjusted gross income. Include the amount of the income on line 46.

NOTE: *If the Arizona nonprofit medical marijuana dispensary is registered with the Arizona Department of Health Services as anything other than a sole proprietorship, this subtraction does not apply.*

J. Other Adjustments

Other special adjustments may be necessary. Call one of the numbers listed on page 1 of these instructions if any of the following apply:

- You sold or disposed of property that was held for the production of income subject to Arizona tax and your basis was computed under the Arizona Income Tax Act of 1954, as amended (1978 prior), except depreciable property.
- You deferred exploration expenses determined under IRC § 617 in a taxable year ending before January 1, 1990, and you have not previously taken a subtraction for those expenses.

Exemptions

Line 47 - Exemption: Age 65 or Over

Multiply the number in box 8 on the front of your return by \$2,100 and enter the result.

Line 48 - Exemption: Blind

Multiply the number in box 9 on the front of your return by \$1,500 and enter the result.

Line 49 - Exemption: Dependents

Multiply the number in box 10 on the front of your return by \$2,300 and enter the result.

Line 50 - Total Exemptions

Add lines 47, 48 and 49 and enter the total.

Line 51 - Prorated Exemptions

Multiply the amount on line 50 by your Arizona income ratio from line 27 and enter the result.

For Active Duty Military Personnel Only: *If you were on active duty in Arizona during 2015, but you were a resident of another state, you must prorate these exemptions.*

Line 52 - Arizona Adjusted Gross Income

Subtract lines 43 through 46 and line 51 from line 42.

Figuring Your Tax

Line 53 - Itemized or Standard Deductions

You must decide whether to take the standard deduction or to itemize your deductions. Your Arizona income tax will be less if you take the larger of your standard deduction or your itemized deductions.

Your Standard Deduction

CAUTION: *You must prorate the standard deduction.*

Nonresident individuals, who claim the standard deduction, must prorate the deduction by the income ratio which the taxpayer's Arizona gross income is of the taxpayer's federal adjusted gross income.

This will in effect prorate the standard deduction between income taxable to Arizona and income not taxable to Arizona and allow only that portion of the deduction allocable to income taxable to Arizona. **If you take the standard deduction, check box 53S.**

Standard Deduction Chart	
If your filing status is:	Your standard deduction prior to prorating is:
• Single	\$ 5,091
• Married filing separate	\$ 5,091
• Married filing joint	\$10,173
• Head of household	\$10,173

Standard Deduction Worksheet	
1. Amount from the standard deduction chart. Enter the amount shown for your filing status.	\$
2. Enter your Arizona income ratio from Form 140NR, page 1, line 27.	<input type="text"/> . <input type="text"/> <input type="text"/> <input type="text"/> <input type="text"/>
3. Multiply line 1 by the ratio on line 2. Enter the result here and on Form 140NR, page 2, line 53.	\$

Your Itemized Deduction

You may itemize deductions on your Arizona return even if you do not itemize deductions on your federal return.

The itemized deductions allowed for Arizona purposes are those itemized deductions that are allowable under the IRC.

As an Arizona nonresident, you must prorate these deductions by the income ratio which your Arizona gross income is of your federal adjusted gross income.

To determine your Arizona itemized deductions, complete a federal Form 1040, Schedule A. Then complete the Arizona Form 140NR, Schedule A(NR). **If you itemize deductions, check box 53I.**

NOTE: If you itemize, you must include a copy of your federal Schedule A and your Arizona Schedule A(NR) with your Arizona return.

Line 54 – Personal Exemptions

Your personal exemption depends on your filing status. See Personal Exemption Chart. Then Complete the Personal Exemption Worksheet.

If married, you may also use Arizona Form 202, *Personal Exemption Allocation Election*, to figure your personal exemption.

Personal Exemption Chart	
Be sure to complete the Personal Exemption worksheet	
If you checked filing status:	Personal Exemption before proration:
• Single (Box 7)	\$2,100
• Married filing joint return (Box 4) and claiming no dependents (Box 10)	\$4,200
• Married filing joint return (Box 4) and claiming at least one dependent (Box 10 excluding persons who did not qualify as your dependent on your federal return [Box 10, column (e)]).	\$6,300
• Head of household and you are not married (Box 5)	\$4,200
• Head of household and you are a married person who qualifies to file as head of household (Box 5)	\$3,150 or complete Form 202
• Married filing separate return (Box 6) with neither spouse claiming any dependents (Box 10)	\$2,100 or complete Form 202
• Married filing separate return (Box 6) with one spouse claiming at least one dependent (Box 10 excluding persons who did not qualify as your dependent on your federal return [Box 10, column (e)]).	\$3,150 or complete Form 202

NOTE: *For Active Duty Military Personnel Only:* if you were on active duty in Arizona during 2015, but were a resident of another state, do not prorate your personal exemption. You are allowed a 100% deduction for the personal exemption (to include spouse).

Personal Exemption Worksheet	
1. Amount from the personal exemption chart. If you were an active duty military member during 2015, skip lines 2 and 3 and enter this amount on Form 140NR, page 2, line 54. All other taxpayers complete lines 2 and 3.	\$
2. Enter your Arizona income ratio from Form 140NR, page 1, line 27.	<input type="text"/> . <input type="text"/> <input type="text"/> <input type="text"/> <input type="text"/>
3. Multiply line 1 by the ratio on line 2. Enter the result here and on Form 140NR, page 2, line 54.	\$

A married couple who does not claim any dependents may take one personal exemption of \$4,200 (prior to prorating). If the husband and wife file separate returns, either spouse may

(prior to prorating) take the entire \$4,200 exemption, or the spouses may divide the \$4,200 (prior to prorating) between them. You and your spouse must complete Arizona Form 202 if either you or your spouse claims a personal exemption of more than \$2,100 (prior to prorating). If you and your spouse do not complete Form 202, you may (prior to prorating) take an exemption of only \$2,100 (one-half of the total \$4,200).

A married couple who claims at least one dependent may take one personal exemption of \$6,300 (prior to prorating). If the husband and wife file separate returns, either spouse may (prior to prorating) take the entire \$6,300 exemption, or the spouses may divide the \$6,300 (prior to prorating) between them. You and your spouse must complete Form 202 if either you or your spouse claims a personal exemption of more than \$3,150 (prior to prorating). If you and your spouse do not complete Form 202, you may (prior to prorating) take an exemption of only \$3,150 (one-half of the total \$6,300).

If you are a married person who qualifies to file as a head of household, you may take the entire \$6,300 (prior to prorating) personal exemption or you may divide the exemption with your spouse. You and your spouse must complete Form 202 if either you or your spouse claims a personal exemption of more than \$3,150 (prior to prorating).

If you and your spouse do not complete Form 202, you may (prior to prorating) take an exemption of only \$3,150 (one-half of the total \$6,300). The spouse who claims more than one-half of the total personal exemption (prior to prorating) must include the original Form 202 with his or her return. The spouse who claims less than one-half of the total personal exemption (prior to prorating) must include a copy of the completed Form 202 with his or her return.

Line 55 - Arizona Taxable Income

Subtract lines 53 and 54 from line 52 and enter the difference. Use this amount to calculate your tax using Tax Table X or Y.

Line 56 - Tax Amount

Enter the tax from Tax Table X or Y.

Line 57 - Tax From Recapture of Credits From Arizona Form 301

Enter the amount of tax due from recapture of credits from Arizona Form 301, Part 2, line 40.

Line 58 - Subtotal of Tax

Add lines 56 and 57 and enter the total.

Line 59 - Nonrefundable Credits from Arizona Form 301

Complete line 59 if you claim any of the following credits. Also, make sure that you include Arizona Form 301 and the appropriate credit form or forms with your return.

1. **Enterprise Zone Credit.** The enterprise zone credit allowable to individuals was repealed. All credits for enterprise zones that were properly established can be carried forward for the respective five year carry forward period. See Form 304 for more information.

2. **Environmental Technology Facility Credit.** You may qualify for this credit if your business incurred expenses in constructing a qualified environmental technology manufacturing facility. Use Form 305 to figure this credit.

3. **Military Reuse Zone Credit.** You may qualify for this credit if you have qualifying net increases in full-time employment within a military reuse zone. Use Form 306 to figure this credit.

4. **Recycling Equipment Credit.** The recycling equipment credit for individuals was repealed. All credits for recycling equipment that were properly established can be carried forward for the respective 15 year carry forward period. Use Form 307 to figure any allowable credit carryover.

5. **Credit for Increased Research Activities - Individuals.** You may qualify for this credit if you incurred qualified research expenses for research conducted in Arizona. Use Form 308-I to figure this credit. Be sure to include **only** the nonrefundable portion on Form 140NR, line 59.

6. **Credit for Taxes Paid to Another State or Country.** You may qualify for this credit if you paid tax to Arizona and another state or country on the same income. Use Form 309 to figure this credit.

7. **Agricultural Water Conservation System Credit.** You may qualify for this credit if you incurred expenses to purchase and install an agricultural water conservation system in Arizona. Use Form 312 to figure this credit.

8. **Pollution Control Credit.** You may qualify for this credit if you purchased depreciable property used in a trade or business to reduce or prevent pollution. Use Form 315 to figure this credit.

9. **Credit for Solar Hot Water Heater Plumbing Stub Outs and Electric Vehicle Recharge Outlets.** You may qualify for this credit if you installed solar hot water heater plumbing stub outs or electric vehicle recharge outlets in houses or dwelling units you constructed. The taxpayer that constructed the dwelling may also transfer the credit to a purchaser. Use Form 319 to figure this credit.

10. **Credit for Employment of TANF Recipients.** You may qualify for this credit if you employed TANF recipients during the taxable year. Use Form 320 to figure this credit.

11. **Credit for Contributions to Qualifying Charitable Organizations.** You may qualify for this credit if you made contributions to qualifying charitable organizations. Use Form 321 to figure this credit.

12. **Credit for Contributions Made or Fees Paid to Public Schools.** You may qualify for this credit if you paid certain fees to public schools in Arizona. Use Form 322 to figure this credit.

13. **Credit for Contributions to Private School Tuition Organizations.** You may qualify for this credit if you made contributions to a school tuition organization that provides scholarships or grants to qualified schools. Use Form 323 to figure this credit.

14. Agricultural Pollution Control Equipment Credit. You may qualify for this credit if you are involved in commercial agriculture and incurred expenses to purchase tangible personal property that is primarily used in your trade or business in Arizona to control or prevent pollution. Use Form 325 to figure this credit.

15. Credit for Donation of School Site. You may qualify for this credit if you donated real property and improvements to a school district or a charter school for use as a school or as a site for the construction of a school. Use Form 331 to figure this credit.

16. Credits for Healthy Forest Enterprises. You may qualify for these credits if you had net increases in qualified employment positions in a healthy forest enterprise and net training and certifying costs. Use Form 332 to figure these credits.

17. Credit for Employing National Guard Members. You may qualify for this credit if you are an employer who has an employee that is a member of the Arizona National Guard if the employee is placed on active duty. Use Form 333 to figure this credit.

18. Motion Picture Credits. Motion picture production companies that produced motion pictures, commercials, music videos, or television series completely or partially in Arizona may claim a transferable income tax credit for production costs. To qualify, productions must have been preapproved by the Arizona Commerce Authority by December 31, 2010. See Form 334 for more information.

19. Credit for Business Contributions by an S Corporation to School Tuition Organizations - Individual. S corporations that make qualifying contributions of \$5,000 or more may pass-through the credit to its individual shareholders on a pro rata basis. See Form 335-I for more information.

20. Credit for Solar Energy Devices - Commercial or Industrial Applications. This credit is available to taxpayers that install solar energy devices for commercial, industrial, or other nonresidential applications in Arizona. Use Form 336 to figure this credit.

21. Credit for Investment in Qualified Small Businesses. You may qualify for this credit if you made an investment in a qualified small business. Use Form 338 to figure this credit.

22. Credit for Donations to the Military Family Relief Fund. You may qualify for this credit if you made a cash contribution to the Arizona Military Family Relief Fund during the taxable year. Use Form 340 to figure this credit.

23. Credit for Business Contributions by an S Corporation to School Tuition Organizations for Displaced Students or Students with Disabilities - Individual. S corporations that make qualifying contributions of \$5,000 or more may pass-through the credit to its individual shareholders on a pro rata basis. See Form 341-I for more information.

24. Renewable Energy Production Tax Credit. You may qualify for this credit if you produced electricity using

renewable energy resources. Use Form 343 to figure this credit.

25. Solar Liquid Fuel Credit. You may qualify for this credit if you incurred expenses for research and development costs associated with solar liquid fuel. Use Form 344 to figure this credit.

26. Credit for New Employment. For taxable years beginning from and after June 30, 2011, you may qualify for this credit if your business had a net increase in qualified employment positions. Use Form 345 to figure this credit.

27. Additional Credit for Increased Research Activities for Basic Research Payments. You may qualify for this credit for qualified basic research payments for research conducted in Arizona. Approval by the Department of Revenue is required prior to claiming this credit. Use Form 346 to figure this credit.

28. Credit for Qualified Health Insurance Plans. The credit for qualified health insurance plans for individuals has been repealed. Any unused credit for qualified health insurance plans that was properly established can be carried forward for the respective three year carry forward period. Use Form 347 to figure this credit.

29. Credit for Contributions to Certified School Tuition Organization (for the amounts that exceed the allowable credit on AZ Form 323). You may qualify for this credit if you made contributions to school tuition organization(s) that exceed the allowable credit amount on AZ Form 323. Use Form 348 to figure this credit.

30. Credit for Renewable Energy Investment & Productions for Self-Consumption by Manufacturers and International Operations Centers. You may qualify for this tax credit if you made investment in new renewable energy facilities that produce energy for self-consumption using renewable energy resources if the power will be used primarily for manufacturing or in an international operations center. Use Form 351 to figure this credit.

Compute your credit on the appropriate form. Then complete Arizona Form 301 and enter the amount from Form 301, Part 2, line 76. The amount on line 59 cannot reduce your tax below zero. These credits are not refundable credits.

Include Form 301 along with any supporting documents with your return.

Line 60 - Balance of Tax

Subtract line 59 from line 58. If line 59 is more than line 58, enter "0" on line 60.

Totaling Payments and Refundable Credits

Line 61 - 2015 Arizona Income Tax Withheld

Enter the Arizona income tax withheld shown on the Form(s) W-2 from your employer. Do not include income taxes withheld by any other state. Include the Form(s) W-2 with your return.

Line 62 - Arizona Estimated Tax Payments for 2015 and Amount Applied From 2014 Return

Use this line if you did one of the following:

1. Made estimated income tax payments to Arizona for 2015.
2. Applied any of your refund from your 2014 Arizona return to 2015 estimated taxes for Arizona.

Enter the total amount paid and/or applied to 2015 taxes.

NOTE: *If you made joint Arizona estimated payments for 2015, but are filing separate 2015 Arizona income tax returns, see Arizona Department of Revenue Income Tax Ruling ITR 02-3 at www.azdor.gov.*

Line 63 - 2015 Arizona Extension Payment (Arizona Form 204)

Use this line to report the payment you sent with your extension request or the electronic extension payment you made using www.AZTaxes.gov.

Line 64 - Other Refundable Credits

Enter the total of refundable credits you are claiming from any of the following:

- Form 308-I, *Credit for Increased Research Activities - Individuals*,
- Form 342, *Credit for Renewable Energy Industry*, and/or
- Form 349, *Credit for Qualified Facilities*.

If you enter an amount on this line, be sure you check the box or boxes to show which credit(s) you are claiming. Also, be sure to include the credit form(s) with your return.

Credit for Increased Research Activities - Individuals (Form 308-I)

A portion of this credit may be refundable. You may qualify for the refundable increased research activities credit if you incurred qualified research expenses for research conducted in Arizona. For more information about this credit, and to see whether you may claim a partial refund of this credit, see Arizona Form 308-I.

You must include a copy of your “Certificate of Qualification” from the Arizona Commerce Authority, Form 301 and Form 308-I with your return to claim this credit.

If you are claiming a refund of the increased research activities credit from Form 308-I, enter the amount from Form 308-I, Part 4, line 31.

Credit for Renewable Energy Industry (Form 342)

You may qualify for the refundable credit for renewable energy industry if you expanded or located a qualified renewable energy operation in Arizona. The tax credit is refundable in five equal installments. Pre-approval and post-approval are required through the Arizona Commerce Authority. For more information about this credit, see Arizona Form 342.

You must include a copy of your “Certificate of Qualification” from the Arizona Commerce Authority, and Form 342 with your return to claim this credit.

If you are claiming the renewable energy industry credit, from Form 342, enter the amount from Form 342, Part 6, line 18.

Credit for Qualified Facilities (Form 349)

You may qualify for the refundable qualified facilities credit if you expanded or located a qualified facility in Arizona. This credit is refundable in five equal installments. Pre-approval and post-approval are required through the Arizona Commerce Authority. For more information, see Arizona Form 349.

You must include a copy of your “Certificate of Qualification” from the Arizona Commerce Authority and Form 349 with your tax return to claim this credit. If you are claiming a refund of the qualified facilities credit from Form 349, enter the amount from Form 349, Part 6, line 18, here.

If you are claiming more than one refundable tax credits, check the appropriate boxes and add the amounts from the credit forms together and enter the total on line 64. You may use the table below to figure the amount to enter on line 64.

NOTE: *If you are claiming more than one of the refundable tax credits, add the amounts from the credit forms together and enter the total on line 64. You may use the following table to figure the amount to enter on line 64.*

2015 - Refundable Credit Worksheet	
1. Enter the refundable credit from Form 308-I, Part 4, line 31.	
2. Enter the refundable credit from Form 342, Part 6, line 18.	
3. Enter the refundable credit from Form 349, Part 6, line 18.	
4. Add the amounts on lines 1 through 3. Enter the total here and on line 64.	

Line 65 - Total Payments and Refundable Credits

Line 65 is the total payments and refundable credits claimed. Add lines 61 through 64. Enter the total on line 65, if you are not claiming the following refundable credit.

Arizona’s Claim of Right Provision

If you computed your 2015 tax under Arizona’s claim of right provisions do the following:

1. Write “A.R.S. § 43-1029” and the amount of the prior year tax reduction in the space to the left of your total payment amount.
2. Include the credit for the prior year tax reduction in the total entered on line 65.
3. Include a schedule explaining the amounts repaid and the computation of the prior year tax reduction.

For more information on Arizona’s claim of right provisions, see the department’s Income Tax Procedure, ITP 95-1.

Figuring Your Tax Due or Overpayment

Line 66 - Tax Due

If line 60 is more than line 65, you have tax due. Subtract line 65 from line 60. Skip lines 67, 68 and 69.

Line 67 - Overpayment

If line 65 is more than line 60, subtract line 60 from line 65. Complete lines 68 and 69.

Line 68 - Amount of Line 67 to Apply to 2016 Estimated Tax

If you want all or part of your refund applied to next year's Arizona estimated taxes, enter that amount on line 68.

NOTE: *If you apply any of the amount shown on line 67 to 2016, you cannot use that amount to pay any tax that is later found to be due for 2015. You also may not claim a refund for that amount until you file your 2016 return.*

Line 69 - Balance of Overpayment

Subtract line 68 from line 67 to determine your overpayment balance before voluntary gifts and any estimated payment penalty and/or Arizona Long-Term Health Care Savings Account (AZLTHSA) withdrawal penalty.

Making Voluntary Gifts

You can make voluntary gifts to each of the funds shown below. A gift will reduce your refund or increase the amount due with your return.

NOTE: *If you make a gift, you cannot change the amount of that gift later on an amended return.*

Line 70 - Solutions Teams Assigned to Schools Fund

You may give some or all of your refund to the Solutions Teams Assigned to Schools Fund. You may also give more than your entire refund. If you send in additional money with your return, include that amount on line 85. Enter the amount you want to donate on line 70.

Gifts go to the Arizona Assistance for Education Fund. The Arizona Board of Education will distribute money to the Arizona Department of Education to fund solutions teams assigned to schools.

Line 71 - Arizona Wildlife Fund

You may give some or all of your refund to the Arizona Wildlife Fund. You may also give more than your entire refund. If you send in additional money with your return, include that amount on line 85. Enter the amount you want to donate on line 71.

Your gift to the Arizona Wildlife Fund helps protect wildlife in the state. Many species like bald eagles, Apache trout and black-footed ferrets benefit from your gifts to this fund. Gifts are also used to improve areas for watching wildlife statewide.

Line 72 - Child Abuse Prevention Fund

You may give some or all of your refund to the Arizona Child Abuse Prevention Fund. You may also give more than your entire refund. If you send in additional money with your return, include that amount on line 85. Enter the amount you want to donate on line 72.

Gifts go to the Arizona Child Abuse Prevention Fund. This fund provides financial aid to community agencies for child abuse prevention programs.

Line 73 - Domestic Violence Shelter Fund

You may give some or all of your refund to the Domestic Violence Shelter Fund. You may also give more than your entire refund. If you send in additional money with your return, include that amount on line 85. Enter the amount you want to donate on line 73.

Gifts go to the Domestic Violence Shelter Fund. This fund provides financial aid to shelters for victims of domestic violence.

Line 74 - Political Gift

You may give some or all of your refund to a political party. You may also give more than your entire refund. If you send in additional money with your return, include that amount on line 85. Enter the amount you want to donate on line 74. If you donated to a political party, complete line 80.

Gifts go to one of the following political parties:

- Americans Elect
- Arizona Green Party
- Democratic
- Libertarian
- Republican

Line 75 - Neighbors Helping Neighbors Fund

You may give some or all of your refund to the Neighbors Helping Neighbors Fund. You may also give more than your entire refund. If you send in additional money with your return, include that amount on line 85. Enter the amount you want to donate on line 75.

Gifts go to the Neighbors Helping Neighbors Fund. This fund provides eligible recipients with emergency aid in paying energy utility bills and conserving energy.

Line 76 - Special Olympics Fund

You may give some or all of your refund to the Special Olympics Fund. You may also give more than your entire refund. If you send in additional money with your return, include that amount on line 85. Enter the amount you want to donate on line 76.

Gifts go to the Special Olympics Fund. This fund helps provide programs of the Arizona Special Olympics.

Line 77 - Veterans' Donations Fund

You may give some or all of your refund to the Veterans' Donations Fund. You may also give more than your entire refund. If you send in additional money with your return, include that amount on line 85. Enter the amount you want to donate on line 77.

Gifts go to the Veterans' Donations Fund, which may be used for veterans in Arizona.

Line 78 - I Didn't Pay Enough Fund

You may give some or all of your refund to the I Didn't Pay Enough Fund. You may also give more than your entire refund. If you send in additional money with your return, include that amount on line 85. Enter the amount you want to donate on line 78.

Gifts that you make to the I Didn't Pay Enough Fund will aid the state by going to the Arizona general fund.

Line 79 - Sustainable State Parks and Roads Fund

You may give some or all of your refund to the Sustainable State Parks and Roads Fund. You may also give more than your entire refund. If you send in additional money with your return, include that amount on line 85. Enter the amount you want to donate on line 79.

Gifts that you make to the Sustainable State Parks and Roads Fund will aid the state to operate, maintain and make capital improvements to buildings, roads, parking lots, highway entrances and any related structure used to operate state parks.

Line 80 - Political Party

If you entered an amount on line 74, check the box for the political party to which you wish to give. Select only one party. If you do not select a political party, the department will return the amount on line 74.

Line 81 -

- Estimated Payment Penalty
- Arizona Long-Term Health Care Savings Account (AZLTHSA) Withdrawal Penalty

Estimated Payment Penalty

NOTE: Do not complete Arizona Form 221, Underpayment of Estimated Tax by Individuals, if the amount on Form 140NR, line 61 is more than the amount on Form 140NR, line 60. If the amount on Form 140NR, line 61, is more than the amount on Form 140NR, line 60, skip line 81, unless you must report an Arizona Long-Term Health Care Savings Account penalty.

You must have made Arizona estimated income tax payments during 2015 if:		
Your filing status is:	AND	AND
	Your Arizona gross income for 2014 was greater than:	Your Arizona gross income for 2015 was greater than:
Married Filing Joint	\$150,000	\$150,000
Single	\$75,000	\$75,000
Head of Household	\$75,000	\$75,000
Married Filing Separate	\$75,000	\$75,000

If you report as a farmer or fisherman for federal purposes, you were not required to make estimated payments during 2015 if the following apply:

1. You are a calendar year filer. You file your Arizona return by March 1, 2016. You pay in full the amount stated on your return as owed.
2. You are a fiscal year filer. You file your Arizona return by the first day of the third month after the end of your fiscal year. You pay in full the amount stated on your return as owed.

If the above applies, check box 822 on line 82 and do not complete Form 221.

An individual who fails to make the required estimated payments is subject to penalty on any estimated tax payment that is late or underpaid.

Complete and include Form 221, *Underpayment of Estimated Tax by Individuals*, to determine if any penalty is due. Enter the total penalty from Form 221.

Arizona Long-Term Health Care Savings Account (AZLTHSA) Withdrawal Penalty

You must pay a withdrawal penalty if you made a long-term health care savings account withdrawal during 2015 for purposes other than to pay for qualified long-term health care expenses. *Long-term health care expense* means any expense you paid for long-term health care costs, including the following:

- expenses for skilled nursing care,
- expenses for home health care; and
- personal care or supportive services due to the loss of some capacity for self-care based on a chronic illness or condition.

The penalty is equal to 10% (.10) of the withdrawal. You must remit this penalty with your income tax return filed for the year in which you made the withdrawal.

Multiply the amount of your withdrawal subject to penalty by 10%. Enter the result.

Line 82 - Box 821 through Box 824

Box 821: check if any of the following applies to you.

1. You checked the box on line 1 of Form 221.
2. You completed the annualized income worksheet on Form 221.
3. You elected to be treated as a nonresident alien on your federal income tax return. You made three estimated payment installments. Your first installment equaled 50% of the total of all of your required installments.

Box 822: check if you are an individual who for federal purposes reports as a farmer or fisherman.


Box 823: check if you completed and are including Form 221.

Box 824: check if you included an Arizona long-term HSA penalty on line 81.

Line 83 -

Add lines 70 through 79 and 81. Enter the total

Figuring Your Refund or Amount Owed

 You can get your refund quicker when you *e-file* and use direct deposit.

Line 84 - Refund

Subtract line 83 from line 69. Enter your refund on line 84 and skip line 85. If less than zero, enter amount owed on line 85.

If you owe money to any Arizona state agency, court, county, incorporated city or town and certain federal agencies, your refund may go to pay some of the debt. If so, the department will let you know by letter.

TAX TIP: *If you change your address before you get your refund, let the department know. Write to: Refund Desk, Arizona Department of Revenue, PO Box 29216, Phoenix, AZ 85038-9216. Include your SSN in your letter.*

Direct Deposit of Refund

Complete the direct deposit line if you want us to directly deposit the amount shown on line 84 into your account at a bank or other financial institution (such as a mutual fund, brokerage firm or credit union) instead of sending you a check.

NOTE: *Check the box on line 84A if the direct deposit will ultimately be placed in a foreign account. If you check box 84A, do not enter your routing or account numbers. If this box is checked, we will not direct deposit your refund. We will mail you a check instead.*

Why Use Direct Deposit?

- You will get your refund fast - even faster if you e-file!
- Payment is more secure since there is no check to get lost.
- It is more convenient. No trip to the bank to deposit your check.
- It saves tax dollars. A refund by direct deposit costs less to process than a check.

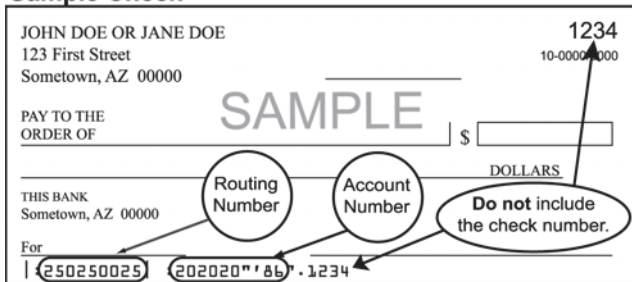
NOTE: *We are not responsible for a lost refund if you enter the wrong account information. Check with your financial institution to get the correct routing and account numbers and to make sure your direct deposit will be accepted.*

Routing Number

MAKE SURE YOU ENTER THE CORRECT ROUTING NUMBER.

The routing number must be nine digits. The first 2 digits must be 01 through 12 or 21 through 32. Otherwise, the direct deposit will be rejected and a check will be sent instead. On the sample check, the routing number is 250250025.

Sample Check



Note: *The routing and account numbers may be in different places on your check.*

Your check may state that it is payable through a financial institution different from the one at which you have your checking account. If so, **do not** use the routing number on that check. Instead, contact your financial institution for the correct routing number to enter here.

Account Number

MAKE SURE YOU ENTER THE CORRECT ACCOUNT NUMBER.

The account number can be up to 17 characters (both numbers and letters). **DO NOT** include hyphens, spaces or special symbols. Enter the number from left to right and leave any unused boxes blank. On the sample check, the account number is 20202086. Be sure **not** to include the check number.

NOTE: *If the direct deposit is rejected, a check will be mailed instead.*

Line 85 - Amount Owed

Add lines 66 and 83. Enter the amount you owe on line 85. If you are making voluntary donations on lines 70 through 79 in excess of your overpayment, enter the difference on line 85. You may pay only with a check, electronic check, money order, or credit card.

Check or money order

NOTE: *Include your check with your return. Please do not send cash.*

Make your check payable to Arizona Department of Revenue. Write your SSN and tax year on the front of your check or money order.

The department cannot accept checks or money orders in foreign currency. You must make payment in U.S. dollars.

Electronic payment from your checking or savings account

You can make an electronic payment from your checking or savings account to pay your balance due for 2015. There is no fee to use this method. To make an electronic payment, go to www.AZTaxes.gov and click on the "Make a Payment" link.

Be sure to enter the correct routing number and account number for your checking or savings account. You will be charged a \$25 NSF (non-sufficient funds) fee if you provide an incorrect routing number or an incorrect account number. Check with your financial institution to get the correct routing and account numbers.

The "E-Check" option in the "Payment Method" drop-down box will debit the amount from the checking or savings account that you specify. If you make an electronic payment from your checking or savings account, you will receive a confirmation number. **Please keep this confirmation number as proof of payment.**

NOTE: *You may not make an electronic payment from your checking or savings account if the payment will ultimately be coming from a foreign account. In this case, you must pay by check or money order.*

Credit card payment

You can pay with your Discover, MasterCard, Visa, or American Express credit card. Go to www.AZTaxes.gov and click on the "Make a Payment" link and choose the credit card option. This will take you to a third party vendor site (provider).

The provider **will charge** you a convenience fee based on the amount of your tax payment. The provider will tell you what the fee is during the transaction; you will have the option to continue or cancel the transaction. If you complete the credit card transaction, you will receive a confirmation number. **Please keep this confirmation number as proof of payment.**

Installment Payments

If you cannot pay the full amount shown on line 85 when you file, you may ask to make monthly installment payments. To make this request, complete Arizona Form 140-IA and mail the completed form to the address on the Form 140-IA. **Do not mail Form 140-IA with your income tax return.** You may obtain Arizona Form 140-IA from our website.

If you cannot pay the full amount shown on line 85, you will be charged interest and may be charged a late payment penalty on the tax not paid by April 18, 2016.

To limit the interest and penalty charges pay as much of the tax as possible when you file.

Sign Your Return

You must sign your return. If married filing a joint return, both you and your spouse must sign even if only one had income. Form 140NR is not considered a valid return unless you sign it. The department cannot send a refund check without proper signatures on the return.

Instructions Before Mailing

- **DO NOT STAPLE YOUR RETURN. DO NOT STAPLE ANY DOCUMENTS, SCHEDULES OR PAYMENT TO YOUR RETURN.**
- Make sure your **NAME** is on the return.
- Make sure your **SSN** is on your return.
- Be sure you enter your daytime telephone number in the space provided on the front of your return.
- Check to make sure that your math is correct. A math error can cause delays in processing your return.
- If claiming **dependent** exemptions, write the number of dependents claimed on the **front** of the return. On page 1 of the return, write each dependent's name, SSN, relationship, and the number of months that he or she lived in your home. If more space is needed, complete page 3 and include with your return.
- Check the **boxes** to make sure you filled in all required boxes.
- If you requested a filing extension, make sure that you check box **82F** on page 1 of the return.
- Sign your return and have your spouse sign, if filing jointly.
- Write your SSN and tax year on the front of your check.

The Department of Revenue may charge you \$25 for a check returned unpaid by your financial institution.

- Include **all** required documents. Place these documents to the back of your return. Documents you must include with your return are those items listed in numbers 1 through 4 below.
- 1. Include *Form(s) W-2* after the last page of your return. Also include Form(s) 1099-R after the last page of your return if you had Arizona tax withheld from your pension or annuity.
- 2. Include Arizona Form 301, applicable credit forms, and your own schedules after page 2 of your return. If itemizing, include these forms after your Arizona Schedule A (NR) and your federal Schedule A.
- 3. If claiming a credit for taxes paid to another state or country include a copy of the other state's or country's filed return.
- 4. If you itemize, be sure to include Arizona Schedule A (NR) and a copy of the federal Schedule A. Include the Arizona Schedule A (NR) and the federal Schedule A directly after page 2 of your return. Include other forms and schedules behind the Schedules A.
- Do **not** include correspondence with your return.

Filing Your Return

Before you mail your return, make a copy of your return. Also, make a copy of any schedules that you are including with your return. Keep the copies for your records. Be sure that you mail the original and not a copy.

To avoid delays, if you are mailing more than one tax return, please use separate envelopes for each return.

Where Should I Mail My Return?

If you are **sending a payment** with this return, mail the return to:

Arizona Department of Revenue
PO Box 52016
Phoenix, AZ 85072-2016

If you are **expecting a refund, or owe no tax, or owe tax but are not sending a payment**, mail the return to:

Arizona Department of Revenue
PO Box 52138
Phoenix, AZ 85072-2138

Make sure you put enough postage on the envelope

The U.S. Post Office must postmark your return or extension request by midnight April 18, 2016. A postage meter postmark will not qualify as a timely postmark. *Only a postmark from the U.S. Post Office will qualify.* You may also use certain private delivery services designated by the IRS to meet the "timely mailing as timely filed" rule.

How Long to Keep Your Return

You must keep your records as long as they may be needed for the administration of any provision of Arizona tax law. Generally, this means you must keep records that support items shown on your return until the period of limitations for that return runs out.

The period of limitations is the period of time in which you can amend your return to claim a credit or refund or the department can assess additional tax. A period of limitations is the limited time after which no legal action can be brought. Usually, this is four years from the date the return was due or filed.

In some cases, the limitation period is longer than four years. The period is six years from when you file a return if you underreport the income shown on that return by more than 25%. The department can bring an action at any time if a return is false or fraudulent, or you do not file a return. To find out more about what records you should keep, see federal Publication 552.

Where's My Refund

You can check on your refund by visiting www.azdor.gov or www.AZTaxes.gov and clicking on "Where's my refund?" or you may call one of the numbers listed on page 1. Before you call, be sure to have a copy of your 2015 tax return on hand. You will need to know your SSN, your filing status and your 5-digit ZIP Code.

Contacting the Department

Your tax information on file with the department is confidential. If you want the department to discuss your tax matters with someone other than yourself, you must authorize the department to release confidential information to that person.

You may use Arizona Form 285, to authorize the department to release confidential information to your appointee. See Form 285 for details.

Worksheet for Net Long-Term Capital Gain Subtraction for Assets Acquired After December 31, 2011

2015 Original return 2015 Amended return

Long-Term Capital Gain or (loss) as reported on federal Schedule D (or other form/schedule) and included in computation of federal adjusted gross income. <i>Enter the total net long-term capital gains or (losses) from the following forms in each applicable column. See page 24 for instructions.</i>		(a) Total net long-term capital gains or (losses) (for all assets)	(b) Net long-term capital gains or (losses) included in column (a) from Arizona sources	(c) Net long-term capital gains or (losses) included in column (b) from assets acquired before 1/1/2012	(d) Net long-term capital gains or (losses) included in column (b) from assets acquired after 12/31/2011
1	Form(s) 8949 Sales and Other Dispositions of Capital Assets; and Form(s) 1099-B, Proceeds from Broker and Barter Exchange Transactions, for long-term transactions directly reported on federal Schedule D.	1			
2	Form(s) 4797 Sales of Business Property	2			
3	Form(s) 2439 Notice to Shareholder of Undistributed Long-Term Capital Gains	3			
4	Form(s) 6252 Installment Sale Income	4			
5	Form(s) 4684 Casualties and Thefts	5			
6	Form(s) 6781 Gains and Losses from Sec. 1256 Contracts and Straddles	6			
7	Form(s) 8824 Like-Kind Exchanges	7			
8	Partnerships, S corporations, estates, and trusts –from AZ Form 120S Schedule K-1(NR); AZ Form 165 Schedule K-1(NR); and AZ Form 141 Schedule K-1(NR)	8			
9	Form(s) 1099-DIV Dividends and Distributions	9			
10	Subtotal: for each column, combine the amounts and enter the total.	10			
11	Long-term capital loss carryover. See the instructions for the amount(s) to enter, if any, in each applicable column.	11			
12	Subtract line 11 from line 10 and enter the difference in each applicable column.	12			
13	For amount to enter on line 13, column (d), see the worksheet instructions.	13			
14	Net Long-term capital gain or (loss) included in computation of your federal adjusted gross income. Subtract line 13 from line 12 and enter the difference in each applicable column. <ul style="list-style-type: none"> If the amount on line 14, column (d) is a net capital (loss), you do not qualify to take the subtraction. If the amount on line 14, column (d) is a net capital gain, enter the result on Form 140NR, line 35. Also enter the amount from line 14, column (b) on Form 140NR, line 34. 	14			

Instructions for completing the worksheet for the subtraction from Arizona gross income for net long-term capital gain from assets acquired after December 31, 2011.

Purpose of the Worksheet

You may subtract a percentage of any net long-term capital gain included in your federal adjusted gross income that is from an investment in an asset acquired after December 31, 2011.

As a nonresident, you may take the allowable subtraction for only those qualified net long-term capital gains that are from Arizona sources.

To take the allowable subtraction, you must know whether the capital gain or (loss) is considered short-term or long-term. Only the net long-term capital gain from assets acquired after December 31, 2011, is used in the computation for the subtraction. For more information about determining whether a gain or (loss) is short term or long term, see federal Publication 544 at www.irs.gov.

If you cannot verify that the capital gain is from the sale of an asset acquired after December 31, 2011, then the capital gain should be included in column (c) of the worksheet as a capital gain from an asset acquired before January 1, 2012.

An asset acquired by gift or inheritance is considered acquired on the date it was acquired by the gift-giver or the deceased individual.

When Should the Worksheet be Complete?

You **must** complete this worksheet to take the allowable subtraction if you have a net capital gain included in your federal adjusted gross income and the gain includes assets purchased after December 31, 2011.

Do **not** complete this worksheet if either of the following applies:

- You do not have any capital gains to report for the current tax year.
- You do not have any net capital gain from asset(s) acquired after December 31, 2011, to report for the current tax year.

General Instructions

1. Check the box if this worksheet is for an original or an amended return.
2. Keep this worksheet for your records.

Line-by-Line instructions

Lines 1 through 8, lists the federal forms reported on federal Schedule D. Line 9 identifies the total capital gain distributions reported on Form(s) 1099-DIV.

- **Column (a)** is the **total** amount of long-term capital gains or (losses) reported on federal Schedule D or other forms/schedules.

- **Column (b)** is the amount of long-term capital gains or (losses) included in column (a) from Arizona sources.
- **Column (c)** is the amount of the long-term capital gains or (losses), included in column (b) for assets acquired *before* January 1, 2012.
- **Column (d)** is the amount of the long-term capital gains or (losses), included in column (b) for assets acquired *after* December 31, 2011.

Lines 1 through 8 - Capital Gains or (Losses) Reported on federal Schedule D.

Enter the long-term capital gain or (loss) from the federal form listed that was reported on your federal Schedule D and included in the computation of your federal adjusted gross income.

Line 9 - Long-Term Capital Gains or (Losses)

Capital gains listed on a 1099-DIV are gains passed on from a fund, such as a mutual fund, from the sale of assets within the fund. Generally, such funds do not provide the information needed to determine when the asset that was sold was acquired. In this situation, the capital gains will be considered as acquired before January 1, 2012, and would not qualify for this subtraction.

Enter the long-term capital gain or (loss) reported on Form(s) 1099-DIV and included in your computation of federal adjusted gross income.

NOTE: *Some taxpayers are not required to file federal Schedule D to report certain capital gains or (losses). In these cases, the long-term capital gains or (losses) are reported directly on the taxpayer's income tax return. Enter those items on line 9 of the worksheet.*

Line 10 - Subtotal

For each column, combine the amounts listed on lines 1 through 9 and enter the total.

Line 11 - Long-Term Capital (Loss) Carryover

- Column (a), enter the total amount of long-term capital loss carryover *actually used* on the federal return for the current table year.
- Column (b), enter the portion from column (a) that is *from Arizona sources*.
- Column (c), enter the portion from column (b) that is from assets acquired before January 1, 2012.
- Column (d), enter the portion from column (b) that is from assets acquired after December 31, 2011.

Line 12 -

Subtract line 11 from line 10 and enter the difference in applicable column.

Line 13 -

To determine the amount to enter on line 13, column (d), answer the following questions.

Did you take a subtraction for any net capital gain included in federal adjusted gross income for the taxable year derived

from investment in a qualified small business on Arizona Form 140NR, line 37?

- If “No”, enter zero on line 13, column (d).
- If “Yes”, does that amount include any net long-term capital gain from an investment made *after* December 31, 2011?
 - If “No”, enter zero on line 13, column (d).
 - If “Yes”, enter on line 13, column (d) the amount of any net long-term capital gain from an investment made *after* December 31, 2011, and included in the amount subtracted on Arizona Form 140NR, line 37.

Line 14 - Current Year Net Long-Term Capital Gain or (Loss)

Subtract line 13 from line 12 and enter the difference in each applicable column.

- If the amount on line 14, column (d) is a net capital (loss), you do not qualify to take the subtraction.
- If the amount on line 14, column (d) is a net capital gain, enter the result on Form 140NR, line 35.

Also enter the amount from line 14, column (b) on Form 140NR, line 34.

2015
Arizona Tax Tables X and Y
For Form 140NR

Table X - Use Table X if your filing status is Single or Married Filing Separate

(a)		(b)	(c)	(d)	(e)	(f)
If taxable income from Form 140NR, line 55 is:		Enter the amount from Form 140NR, line 55	Multiply the amount entered in column (b) by	Enter the result	Subtract	Your tax. Round the difference and enter this amount on Form 140NR, line 56
Over	But Not over					
\$0	\$10,163	X	.0259 =	-	0.00 =	
\$10,163	\$25,406	X	.0288 =	-	\$ 29.00 =	
\$25,406	\$50,812	X	.0336 =	-	\$ 151.00 =	
\$50,812	\$152,434	X	.0424 =	-	\$ 599.00 =	
\$152,434	and over	X	.0454 =	-	\$ 1,056.00 =	

Table Y - Use Table Y if your filing status is Married Filing Joint or Head of Household

(a)		(b)	(c)	(d)	(e)	(f)
If taxable income from Form 140NR, line 55 is:		Enter the amount from Form 140NR, line 55	Multiply the amount entered in column (b) by	Enter the result	Subtract	Your tax. Round the difference and enter this amount on Form 140NR, line 56
Over	But Not over					
\$0	\$20,325	X	.0259 =	-	0.00 =	
\$20,325	\$50,812	X	.0288 =	-	\$ 59.00 =	
\$50,812	\$101,623	X	.0336 =	-	\$ 303.00 =	
\$101,623	\$304,868	X	.0424 =	-	\$ 1,197.00 =	
\$304,868	and over	X	.0454 =	-	\$ 2,112.00 =	

Tax Credits Available

Over 100,000 eligible Arizona families failed to receive thousands of dollars in tax credits because they did not file a tax return. You may qualify for these special credits when you file your state and federal taxes.

Tax Year 2015 Federal Earned Income Tax Credit Eligibility Table		
Number of Qualifying Children	Earned Income (less than)	Maximum Credit
0*	\$14,820 (\$20,330 if MFJ)	\$503
1	\$39,131 (\$44,651 if MFJ)	\$3,359
2	\$44,454 (\$49,974 if MFJ)	\$5,548
3 or more	\$47,747 (\$53,267 if MFJ)	\$6,242

*your age 25 - 64

MFJ = Married Filed Jointly

Tax Year 2015 Federal Child Tax Credit Eligibility Table	
Qualifications	Maximum Credit Amount Per Qualifying Child
Children under the age of 17 years at the end of the 2015 tax year	\$1,000 per child

Parents and children must have Social Security Number or ITIN (Individual Taxpayer Identification Number) to claim credit.

Arizona Family Tax Credit Eligibility Table	
Qualifications	Income
Eligibility depends on filing status and number of dependents	\$31,000 or less per year

Arizona Increased Excise Tax Credit Eligibility Table	
Qualifications	Income
Eligibility depends on Arizona residency and filing status	\$25,000 or less per year

To Qualify!

You must file your state and federal taxes

How To File!

Get your taxes prepared FREE at one of the community tax assistance sites. The sites will also e-file your taxes; that means a FREE FAST REFUND.

Where To File!

For locations call 2-1-1 within Arizona
 From anywhere (877) 211-8661
 TDD/TTY AZ Relay (800) 367-8939

Website: www.cir.org

Earn it! Keep it! Save it!

- Save for a House
- Save for a Car
- Save for a College Education

THIS PAGE INTENTIONALLY LEFT BLANK

YOU MAY QUALIFY TO FILE YOUR FEDERAL AND ARIZONA INDIVIDUAL INCOME TAX RETURNS FOR FREE!!!



www.azdor.gov

Go to our website at www.azdor.gov and click on the Free File logo.



BE SURE TO USE WWW.AZDOR.GOV TO ACCESS YOUR PREFERRED SOFTWARE VENDOR TO ENSURE FREE FILING FOR YOUR FEDERAL AND STATE RETURNS.

Do-It-Yourself using the Internet



Arizona wants to reunite you with your unclaimed, lost or forgotten assets.

- Uncashed payroll, dividend or cashier's checks
- Stocks, mutual fund accounts, bonds
- Bank accounts and safe deposit box contents
- Insurance proceeds
- Court deposits, trust funds, escrow accounts

To find out if we have unclaimed property for you visit our web site www.azunclaimed.gov

State of Arizona Unclaimed Property Unit, (602) 364-0380 Toll Free 1-877-492-9957



Free Federal and State Tax Preparation for taxpayers who are:

- Elderly
- Americans with Disabilities
- Low Income

For Locations, call 211 or go to www.cir.org



Faster refunds when you E-File and select the Direct Deposit option!



DO YOU QUALIFY FOR AN ARIZONA TAX CREDIT?

You may claim the FAMILY TAX CREDIT if:

- your income is \$31,000 or less for Married Filing Joint
- your income is \$26,575 or less for Head of Household
- your income is \$10,000 or less for Single

UP TO \$240

You may claim the INCREASED EXCISE TAX CREDIT if:

- you are an Arizona resident
- you are not claimed as a dependent by any other taxpayer
- your federal adjusted gross income was \$ 25,000 or less (\$12,500 if single)
- you were not sentenced for at least 60 days of 2015 to a county, state or federal prison

Up to
\$100
per household



CONTENTS 140NR

CREDITS
 Credits from Form 30115, 16
 Credit for taxes paid to another state or country 15

DEDUCTIONS
 Itemized deductions 14
 Standard deduction 13

EXEMPTIONS
 Age 65 or over 5, 13
 Blind..... 5, 13
 Children and other dependents..... 6, 13
 Personal 14

FILING INFORMATION
 Do you have to file 1
 Estimated tax..... 4
 Filing extensions..... 3
 Penalties and interest 3
 When to file..... 2
 Where to file 21

FILING STATUS
 All filing statuses 5

INCOME
 Additions to income 8-10
 Federal adjusted gross income 7
 Subtractions from income10-13

TAX TABLES
 Tables X and Y 26

QUICK AND EASY ACCESS TO TAX HELP AND FORMS



PERSONAL COMPUTER

You may use a personal computer and modem to get the forms and information you need.

Here is a sample of what you will find when you visit our website at www.azdor.gov:

- Forms and Instructions
- Brochures
- Tax Rulings and Procedures
- Other General Tax Information



PHONE

Taxpayer Information and Assistance:

Phoenix..... (602) 255-3381
 Toll-free from area codes 520 and 928..... (800) 352-4090

Reasonable accommodations for any person with a disability can be made.

WALK-IN SERVICE

You may get forms and information at any of our offices.



We have offices at the following locations:

Phoenix
 1600 West Monroe St.

Easy Valley
 1840 South Mesa Drive
 Building 1352

Tucson
 400 West Congress

Did You Know?

Tax software does all the hard work for you! The software:

- Calculates Tax
- Does the Math
- Selects Forms and Schedules
- Makes Complex Returns Simple
- Checks for Errors Before You File
- E-Files the IRS and AZ Returns at the same time
- Gives Proof of E-Filing



www.azdor.gov

For details & eligibility

**FREE
 E-File
 Available**