



PUBLIC SCHOOL REPORT

2023

ARIZONA DEPARTMENT OF REVENUE

PREPARED BY
THE OFFICE OF ECONOMIC RESEARCH AND ANALYSIS

CONTENTS

PUBLIC SCHOOL REPORT YEAR 2023

Fast Facts	03
Historical Contributions	04
Year Over Year Comparison	05
Totals for District and Charter Holders	06
District and Charter Holders: Data Ranges, Top Fifteen	07
Top Five Counties	08
Expenditures by Category	09
Top Twenty Schools within a District	10
Top Twenty Schools within a Charter Holder	11
Schools with no Reports	12
Report Information	13
Policy	14
Tables	15
Data Totals by District and Charter Holders	20

2023

FAST FACTS

4.2%

Increase in overall contributions. \$42.5 million in school contributions were received in 2023 and \$40.7 million were received in 2022.

11.5%

Increase in the amount spent over last year. \$47.8 million was spent in 2023 and \$42.8 million was spent in 2022. Charter holder schools spent and district schools more than received in 2023.

\$219

Average contributions per donor. Average donors contributions were \$201 for district schools and \$325 for charter schools.

194,414

Total donors contributed in 2023, 166,851 donors at district schools and 27,563 at charter schools.

Historical Contributions: Charter and District Totals

The average growth for historical contributions have increased at a rate of 5.3% since the year 2000. In 2023, contributions spent was more than money received.

\$42.5 M

In Contributions

\$47.8 M

In Spending



Since the year 2000, there has been an average growth rate of 5.3%. Contributions have dropped slightly in 2018 and again in 2019. However, in 2020 there was a significant drop in contributions received with a -37.2% decrease in from the prior year. In 2021, there was a 1.9% increase in the amount received from 2020. However, in 2023, there was a 4.2% increase in the amount received from 2022. In calendar years 2015 to 2020, spending has been

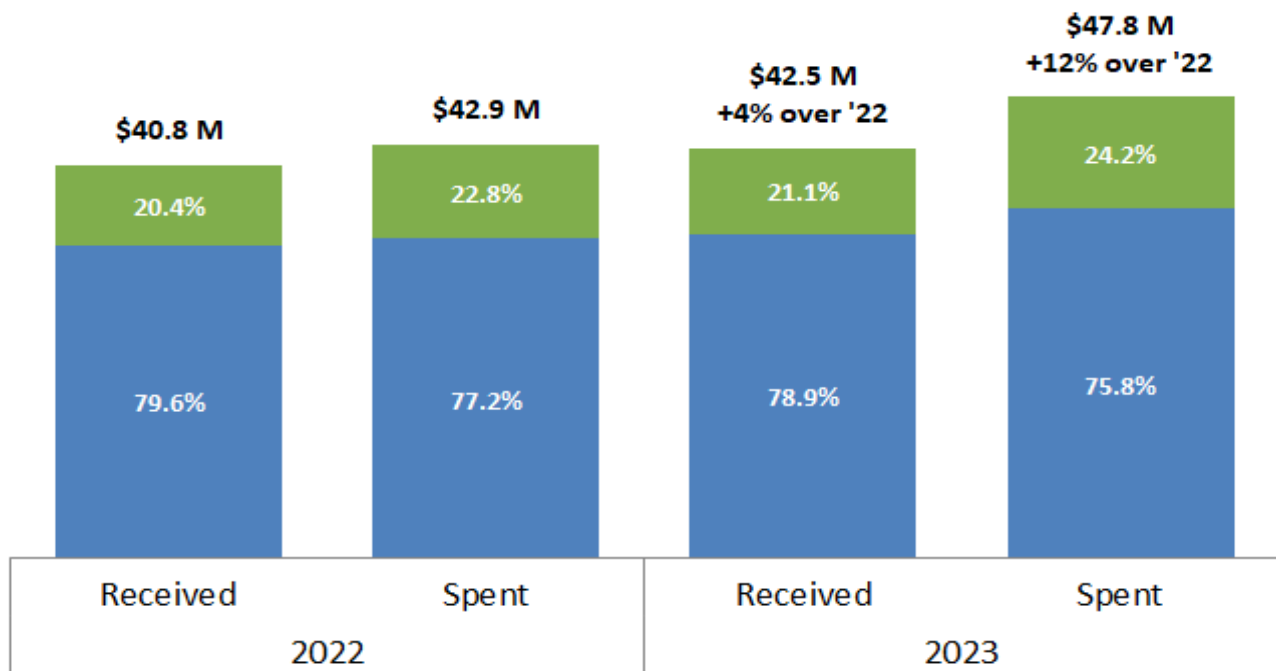
higher than the amount of contributions received, through the use of unspent monies from prior years. Both charter schools and district schools from 2015 to 2017 spent more than received. In 2020 there was a significant drop in money received and spent. Additionally, in 2022 there was a significant jump in the amount spent compared to 2021.

Reference: Table 1 "Historical Contributions"

TOTALS YEAR OVER YEAR

In 2023 the amount of contributions received increased and the amount spent increased from 2022

■ Charter Holders
■ School Districts



In 2023, the amount received was higher compared to the amount in 2022 in both the charter and public schools. Additionally, there was a significant increase in spending for the public and charter schools in 2023 compared to 2022.

- \$42,514,058 was reported received in fees or contributions from districts and charter schools ; this is 4.3% or \$1,735,968 more than in 2022.
- \$47,809,875 was reported as spent; this is 11.5% higher or \$4,941,978 more than in 2022.
- Schools within districts received 79.6% of the total contribution reported in 2022 and 78.9% of all contributions in 2023.
- Schools within a district spent 77.2% of total spending in 2022 and 75.8% of all spending in 2023.
- Schools within charter holders received 20.4% of all contributions in 2022 and 21.1% of all contributions in 2023.
- Schools within a charter holder spent 22.8% of total spending in 2022 and 24.2% of all spending in 2023.

TOTALS BY CHARTER HOLDER AND BY DISTRICT

RECEIVED CONTRIBUTIONS

Charter schools	\$ 8,961,429
District Schools	\$33,552,629
Total	\$ 42,514,058

SPENT CONTRIBUTIONS

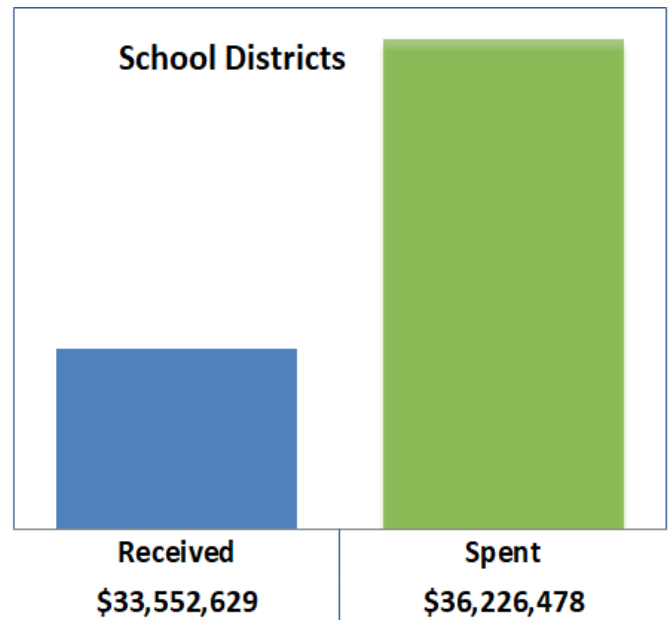
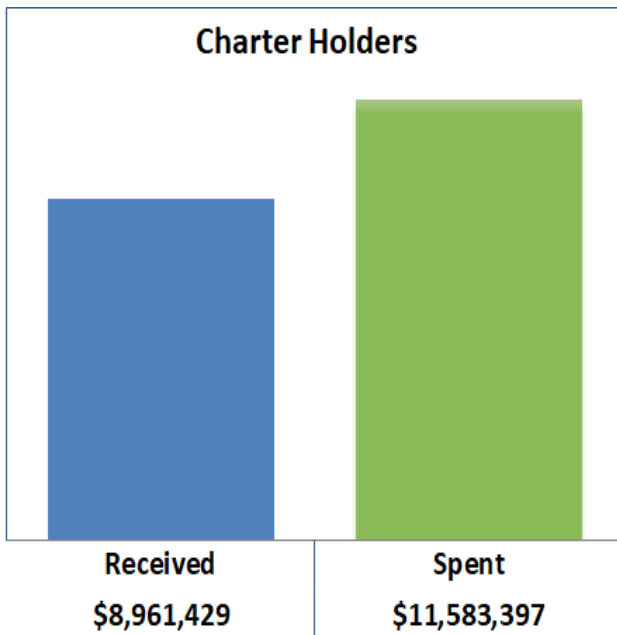
Charter schools	\$11,583,397
District Schools	\$36,226,478
Totals	\$ 47,809,875

CHARTER

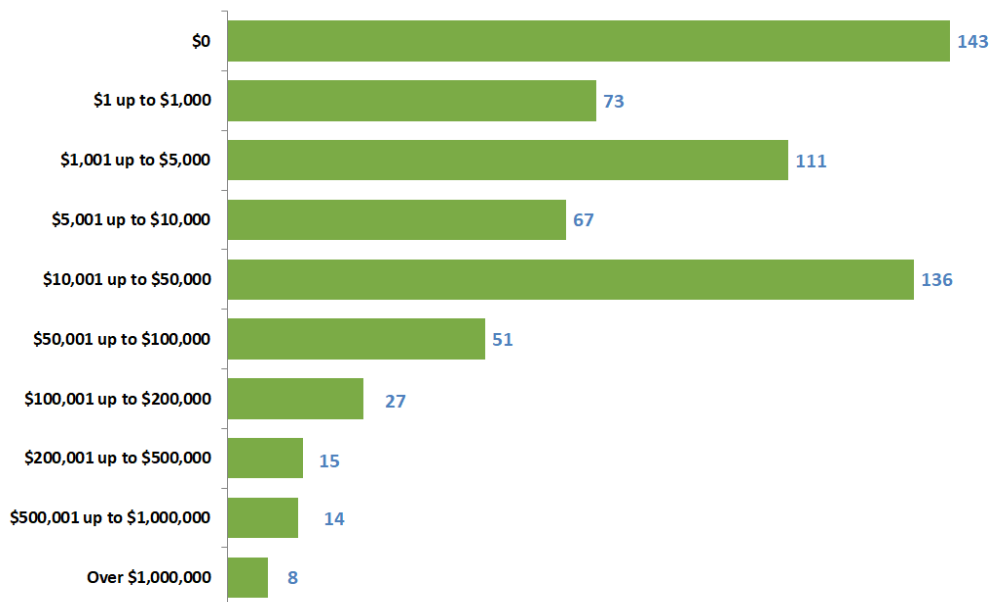
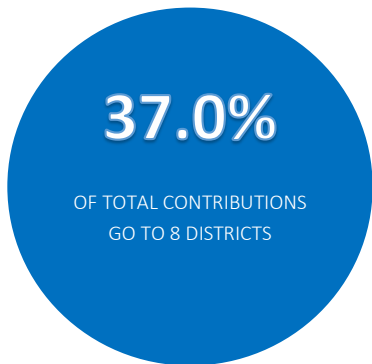
Charter schools reported receiving \$8,961,429 from 27,563 donors and spending \$11,583,397 in 2023. This is an increase of \$623,820 (or 7.5%) over the \$8,337,609 in fees or cash contributions received in 2022. Spending increased by \$1,798,265 (or 18.4%) from 2022. The amount spent to dollars received was 129.3% through the use of unspent monies from prior years.

DISTRICT

District schools reported receiving \$33,552,629 from 166,851 donors and spending \$36,226,478 in 2023. This is an increase of \$1,112,165 (or 3.4%) over the \$32,440,463 in fees or cash contributions received in 2022. Spending increased by \$3,143,713 (or 9.5%) from 2022. The amount spent to dollars received was 108.0% .



DATA BY DISTRICT AND CHARTER HOLDERS

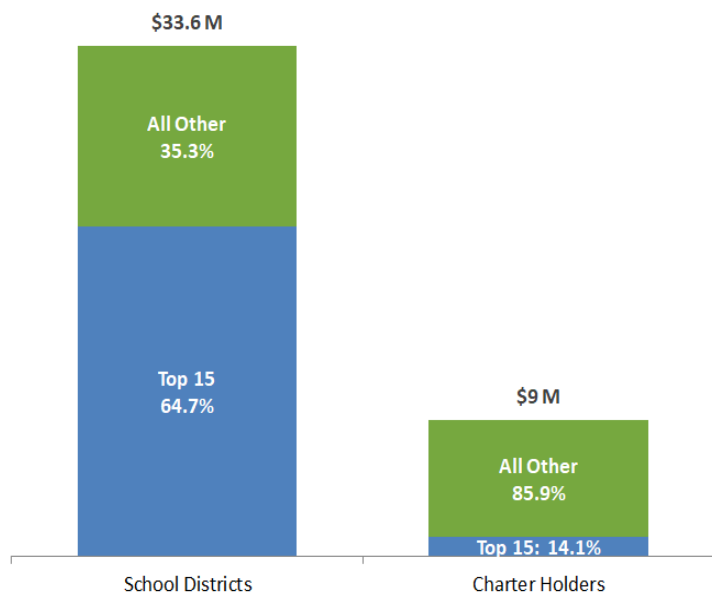


NUMBER OF DISTRICTS OR HOLDERS WITHIN A RANGE

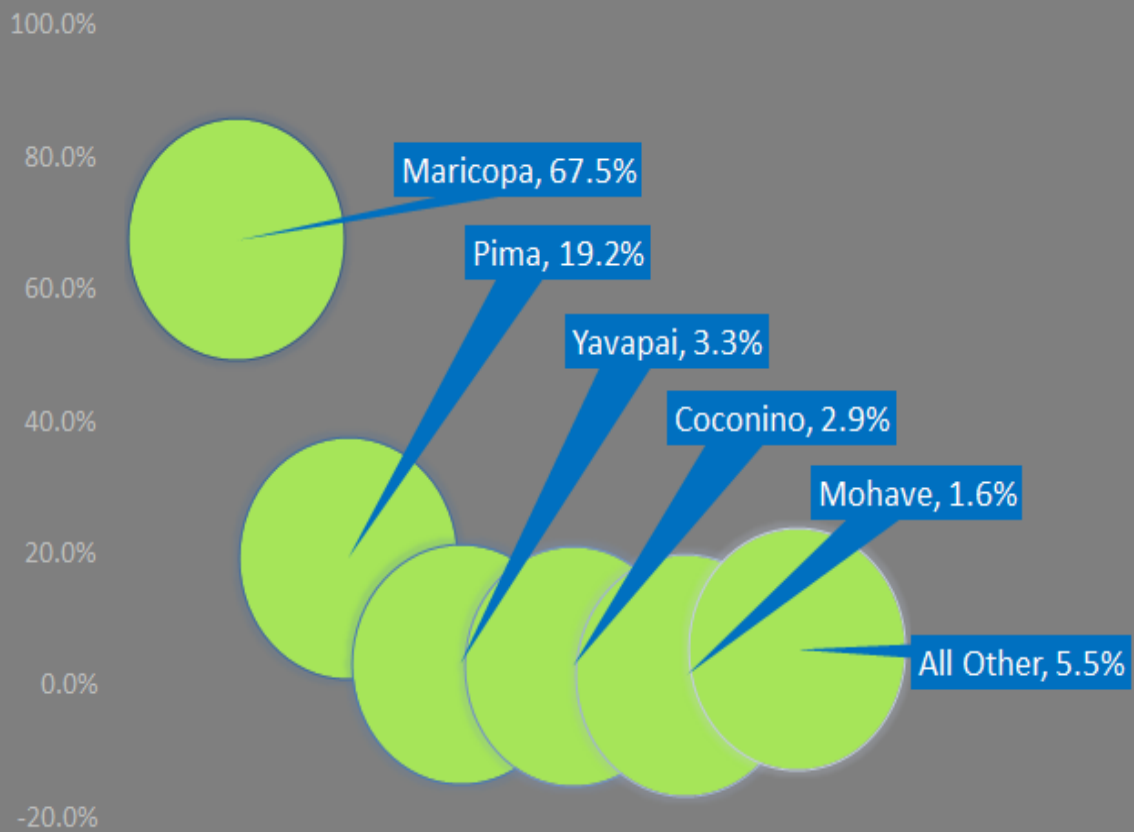
The chart above shows school districts or charter holders that are grouped within a particular dollar range. Eight districts reported receiving over \$1 million for a total of \$15,747,192 or 37.0% of all contributions. Likewise, 387 of the 645 districts and charter holders (or 60%) reported receiving \$50,000 or less. *Reference: Table 2 "Range of Dollars Received"*

THE TOP FIFTEEN

The top 15 reported districts accounted for 64.7% of all district contributions received. The top 15 charter holders reported received 14.1% of all charter contributions. Chandler USD (a district) received the highest amount of contributions in 2023 reporting \$2,552,126 (or 7.6%). Hermosa Montessori (a charter holder) received the highest amount of contributions \$183,521 (or 4.1%) *Reference: Tables 3 and 4 "Top Fifteen District or Charter Holder"*



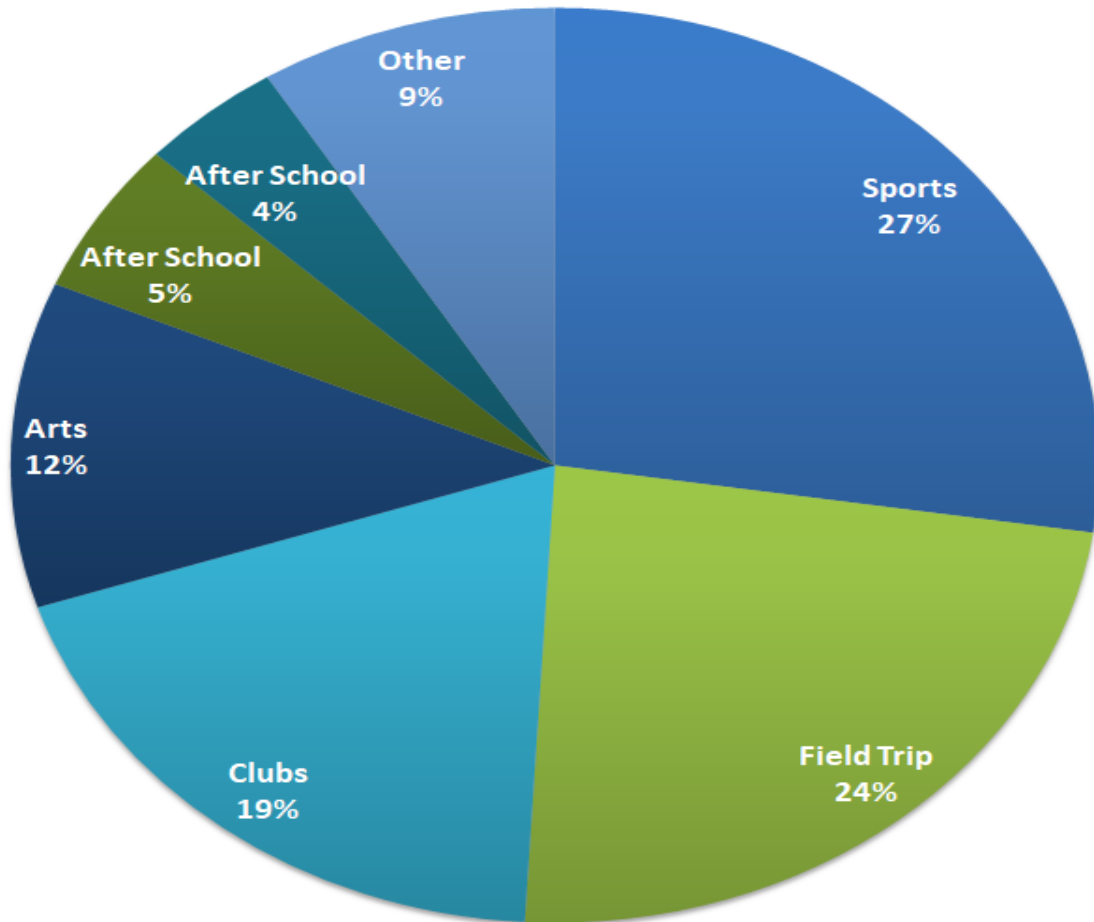
TOP FIVE COUNTIES



Maricopa County received \$21,702,992 (or 67.5%) from 116,905 donors in 2023; this is a 4.6% increase over 2022 contributions received. Maricopa County received an average of \$207 per donor. Pima County was the second highest receiving \$8,177,867 (or 19.2%) from 34,733 donors; this is an increase of 6.2% over 2022. Pima received an average of \$235 per donor. All other counties not listed received a combined total of 13.2% of all contributions received.

Reference: Table 5 "County Data"

2023 EXPENDITURES BY CATEGORY

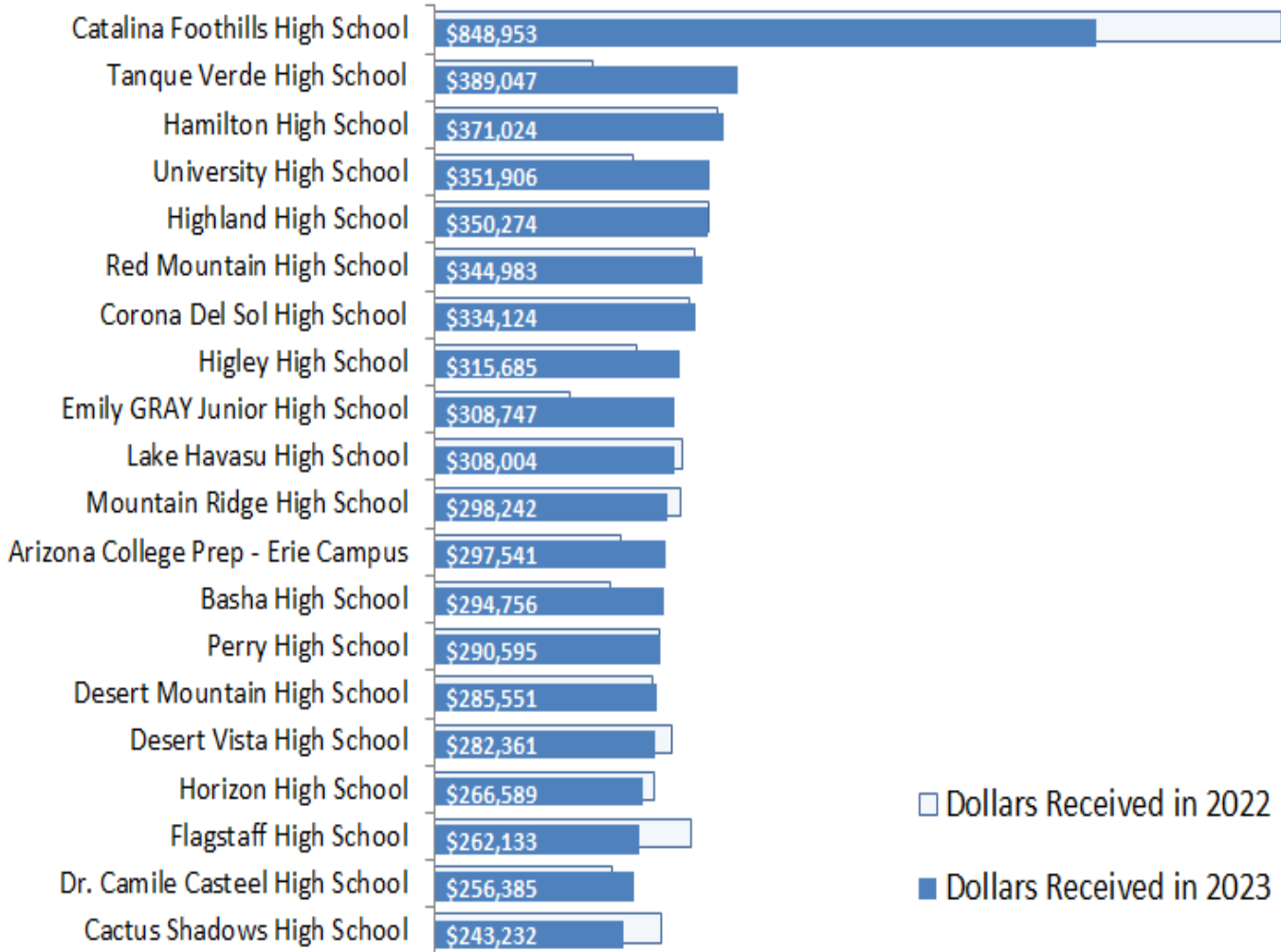


27.4%

The largest amount spent was on sports followed by filed trips. (A public school is required to report how tax credit money was spent by specific categories each year.)

Reference: Table 6 Spending by Categories

TOP TWENTY SCHOOLS WITHIN A DISTRICT

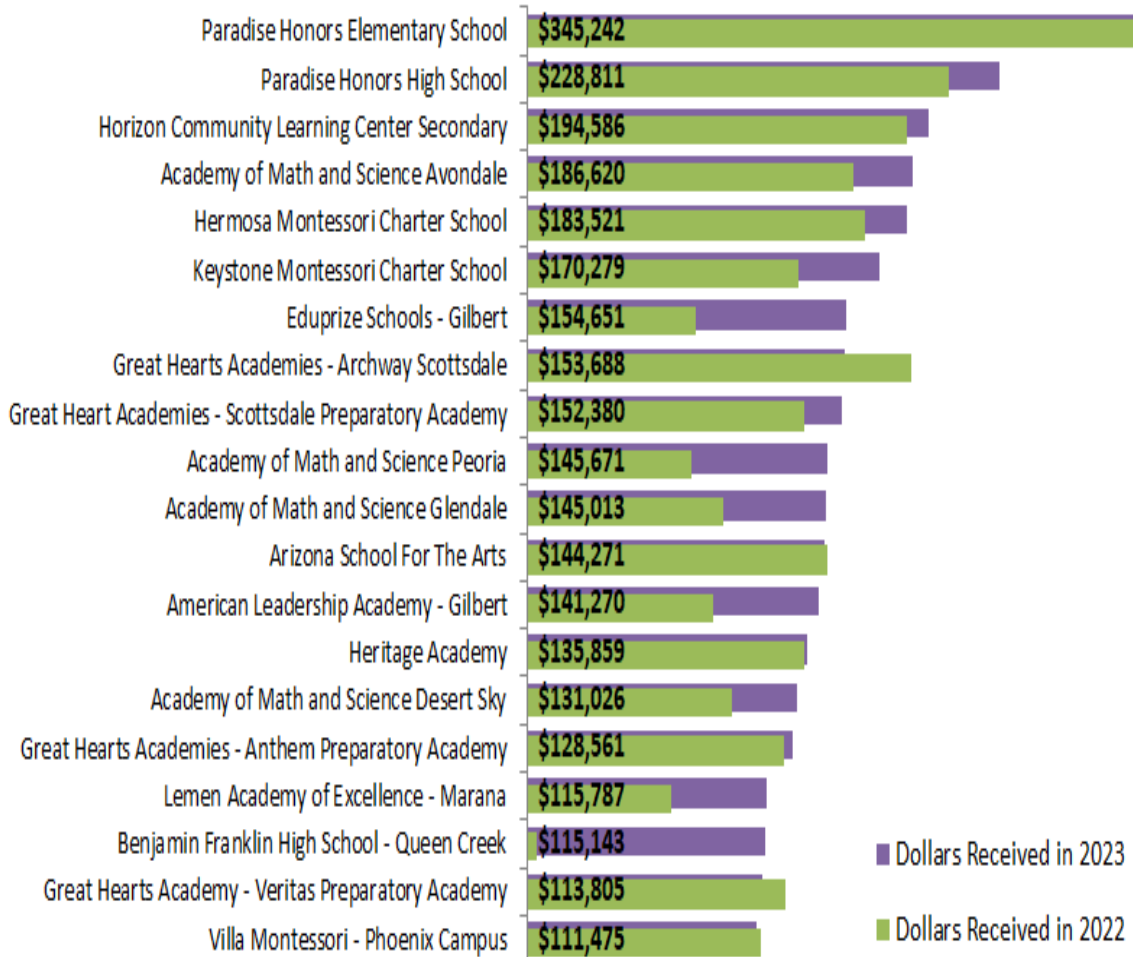


15.2%

The top 20 schools within a district received 15.2% of the total contributions received by district schools. The school with the highest contributions received was Catalina Foothills High School in the Catalina Foothills Unified School District receiving \$848,953 in contributions. Tanque Verde located in Tucson, was the second highest receiving \$389,047 in contributions.

Reference: Table 7 "Top 20 District Schools"

TOP TWENTY SCHOOLS WITHIN A CHARTER HOLDER



35.7 %

The top 20 schools within a charter holder received 35.7% of the total contributions received by charter holders. The school with the highest contributions was Paradise Honors Elementary School, a Paragon Management Charter holder located in Surprise receiving \$345,242. The second highest was Paradise Honors High School located in Surprise receiving \$228,811.

Reference: Table 8. "Top 20 Charter Schools"

SCHOOLS WITH NO REPORT SUBMITTED

A report is required by A.R.S 43-1089.01(F) to be submitted once per year to the Department of Revenue

141 schools failed to submit a report (59 charter schools and 82 district schools)

Charter Schools

Academy Adventures Midtown
 Academy of Math and Science Flower
 Adventure School
 AmeriSchools Academy - Camelback
 AmeriSchools Academy - Country Club
 AmeriSchools Academy - North
 AmeriSchools Academy - Yuma
 Arizona Call-A-Teen Center for Excellence
 Bennett Academy - Venture Site
 Copper State Academy
 CVIT-Central Campus EAC Gila Pueblo
 CVIT-Globe High School
 Desert Pointe Academy
 District-Pointe Educational Services
 East Valley Academy
 Flagstaff Arts and Leadership Academy
 Foothills Academy
 Friendly House - Academia del Pueblo
 GateWay Early College High School
 George Gervin Prep Academy
 Hirsch Academy
 Imagine Coolidge Elementary
 Imagine Preparatory Coolidge
 Imagine Preparatory Superstition
 Imagine Preparatory Surprise
 Imagine Rosefield
 Imagine Superstition Middle
 Imagine Surprise Middle
 Imagine West Gilbert Middle
 La Tierra Community School
 Learning Foundation and Performing Arts - Alta Mesa
 Liberty Traditional Charter School - Saddleback
 Midtown Primary School
 Mohave Accelerated Elementary School East
 Montessori House Charter School
 Mountain Oak Charter School
 Mt Turnbull Academy
 Ombudsman - Charter East
 Ombudsman - Charter East
 Ombudsman - Charter East II
 Ombudsman - Charter Metro
 Ombudsman - Charter North-east
 Ombudsman - Charter North-west
 Ombudsman - Charter Valencia
 Ombudsman - Charter West
 Open Doors Community School
 Painted Desert Montessori, LLC
 Park View Middle School
 Phoenix Advantage Charter School
 Phoenix College Preparatory Academy
 Phoenix Collegiate Academy School Elementary
 Pioneer Preparatory - A Challenge Foundation
 PPEP ARIZONA INSIGHT ACADEMY
 PPEP ARIZONA VIRTUAL ACADEMY
 Providence High School
 Riverbend Prep
 SABIS International
 San Tan Learning Center
 Scholars Academy
 Sunnyslope
 Sedona Charter School
 Shelby School, The
 Shonto Preparatory Technology High School
 Student Choice High School - Peoria
 Tucson Preparatory School
 Victory High School
 Vision Charter School
 Western School of Science and Technology - A Challenge Foundation AC
 Young Scholar's Academy

District Schools

Aguila Elementary School
 Baboquivari High School
 Baboquivari Middle School
 Biyaagozhoo Center
 Bouse Elementary School
 Bowie Elementary School
 Bowie High School
 Capps Elementary School
 Central Arizona Valley Institute of Technology
 Douglas USD
 Durango Detention Center
 Dzil Libei Elementary School
 Ehrenberg Elementary School
 Elite Performance Academy
 Fountain Hills High School
 Fountain Hills Middle School
 Globe Education Center
 Hope College and Career Readiness Academy
 Huachuca City School
 Indian Oasis Alternative High School
 Indian Oasis Alternative Middle School
 Indian Oasis Elementary School
 Indian Oasis Intermediate Elementary School
 Jeditto Elementary School
 Kayenta Elementary School
 Kayenta Middle School
 Kayenta USD
 Mary C. O'Brien School
 McDowell Mountain Elementary School
 McNary Elementary School
 Mesa Transitional Learning Center
 Mobile Elementary School
 Mogollon High School
 Mogollon Junior High School
 Monument Valley High School
 Mountain Meadows Primary School
 Nizhoni Accelerated Academy
 Owens Elementary School
 Payson Education Center
 Peach Springs School
 Pearce Elementary School
 Pinon Elementary School
 Pinon High School
 Pinon Middle School
 Prescott USD
 Quartzsite Elementary School
 Ray Elementary School
 Show Low USD
 Skull Valley Elementary School
 St. David Elementary School
 Tonto Basin Elementary School
 Topock Elementary School
 Tsehootsooi Dine Bi'Olta (Immersion School)
 Tsehootsooi Intermediate Learning Center
 Tsehootsooi Middle School
 Tsehootsooi Primary Learning Center
 Tsinaabaas Habitiin Elementary
 Tuba City High School
 Tuba City Junior High School
 Tuba City Primary
 Tuba City Unified School District
 Villa Oasis Interscholastic Center
 Wenden Elementary School
 Willcox Elementary School
 Willcox High School
 Willcox Middle School
 Williams Elementary Middle School
 Williams High School
 Window Rock High School
 Young Elementary School
 Young High School
 Esperanza Prep
 Central Culinary and Hospitality
 East Valley Institute of Technology - This school should not be taking donations
 Winkelman Intermediate
 Page Unified District
 Manson Mesa High School
 Ray JR/SR High School
 Vail Innovation Center
 East Valley Institute of Technology -East Campus
 Mountain Insitute STED
 Digital Learning Academy

REPORT INFORMATION

POLICY BACKGROUND

Information on Arizona Revised Statute § 43-1089.01.

TABLES:

Reports reference tables 1 to 8

APPENDIX I

The first appendix lists by school district the total number of donors, the average fee or cash contribution per donor, the total amount of fees or cash contributions received in 2023 and in 2022. The percentage change from the amount received last year, the ranking of the total amount received for 2023 and for 2022, the total amount spent in 2023 and for 2022, and the percentage of dollars spent to the total amount received for 2023.

APPENDIX II

The second appendix lists the same information as noted above for charter school holders.

DATA

The data source is from the Public School Report(s) filed by the school(s) or school district or charter holder. One hundred forty one schools in districts or charter holders failed to submit a report for 2023 (reference Page 12 for a list of these schools).

For additional information or questions

Contact David Kryskowski at the Arizona Department of Revenue
dkryskowski@azdor.gov

POLICY BACKGROUND

STATUTE

Arizona Revised Statute § 43-1089.01 provides a non-refundable individual income tax credit for fees and cash contributions paid to public schools in Arizona for the support of extracurricular activities, character education programs. The addition of standardized testing fees for college credit or readiness, preparation courses and material for standardized testing or career and technical education industry certification assessment was added in 2015. The addition of cardiopulmonary resuscitations (CPR) training was added in 2016. This credit is only available to individuals.¹ Beginning in 2016, the taxpayer has the option to claim contributions made after December 31 but on or before April 15 on their current or preceding tax year return.

RATES

The credit is equal to the amount of fees paid or amount contributed up to \$200 for single or heads of household taxpayers and up to \$400 for married taxpayers that file a joint return.² The maximum allowable credit of \$200 was increased to \$250 for married taxpayers filing a joint return for taxable year 2001; to \$300 for tax year 2005; and to \$400 for taxable year 2006 and thereafter.

QUALIFYING EXPENDITURES

The school must provide instruction in grades kindergarten through 12. Contributions made or fees paid to a non-governmental school, a pre-school, a community college, a university, or a public school located outside of Arizona does not qualify for this credit. Types of expenditures:

From and after **June 30, 2019 through June 30, 2024** individuals may claim a nonrefundable tax credit for making contributions or for fees paid for the support of:

- a) Acquiring capital items as defined in the Uniform System of Financial Records, including those items listed in section A.R.S. § Title 15-903, subsection C paragraphs 2 through 8
- b) Community school meal programs
- c) Student consumable health care supplies

Playground equipment and shade structures for playground equipment

Extracurricular activities

School sponsored activities that require enrolled students to pay a fee in order to participate. The activities must supplement the school's education program. Extracurricular activities may include use of band uniforms, use of equipment or uniforms for varsity athletics, use of scientific laboratory equipment or materials, or in-state or out-of-state trips that are solely for competitive events. Extracurricular activities do not include any

senior trips or events that are recreational, amusement or tourist activities.

Character education programs

A program defined in Arizona Revised Statute § 15-719. At a minimum, the character education program must include 1) instruction in the definition and application of at least six of the character traits (truthfulness, responsibility, compassion, diligence, sincerity, trustworthiness, respect, attentiveness, obedience, orderliness, forgiveness, virtue, fairness, caring, citizenship and integrity), 2) use activities, discussions and presentations to illustrate and reinforce the application of the character traits and 3) presentations by teachers or mentors who demonstrate the character traits.

Standardized testing fees

Testing for college credit or readiness are fees paid to a school for the use of a widely recognized and accepted educational organization such as SAT, PSAT, ACT, advanced placement, international baccalaureate diploma test and other similar tests that are recognized and accepted by colleges and universities in the United States. The fees include preparation courses and materials used for standardized testing.

Career and technical education (CTE) industry certification

CTE assessment are fees paid to a school for career and technical education industry certification assessment. This is an assessment for preparation programs (CTE) that provide students with a pathway to postsecondary education and careers.

Cardiopulmonary resuscitation (CPR) training

The program must be based on the current national emergency CPR guidelines. If this instruction results in a CPR certification it must be provided by an authorized CPR trainer.

REPORTING REQUIREMENTS

Public Schools must report on a calendar year basis to the Arizona Department of Revenue by February 28 of each year indicating the total number of donors, the total dollar amount of fees and contributions received and the amount spent by the school. Beginning in 2016, the taxpayer has the option to claim contributions made after December 31 but on or before April 15 in either the previous tax year or in the year the contribution was made. For example, a taxpayer may claim a credit made between January 1 to April 15, 2018 on their 2017 return or 2018 return. However, the public school continues to report contributions on a calendar year basis. The school must also report the amount spent categorized by specific activity or program.

¹ Corporations may not claim this credit. A partnership may not pass the credit through to its partners. An S corporation may not pass the credit through to its shareholders.

² If married taxpayers file separate returns, each spouse may claim only half of the credit that would have been allowed on a joint return.

TABLES

Table 1– Historical contributions by year

Year	Number of Donors	Contributions			Average per Donor	Contributions Spent (Millions)	% Change in Spent	% Spent to Dollars Received
		Received (Millions)	% Change	Received (Millions)				
1998	74,242	\$8,990,042	--	\$121	--	--	--	
1999	109,748	\$14,775,353	64.4%	\$135	--	--	--	
2000	130,730	\$17,544,784	18.7%	\$134	--	--	--	
2001	135,656	\$20,004,715	14.0%	\$147	--	--	--	
2002	143,697	\$22,455,129	12.2%	\$156	--	--	--	
2003	201,407	\$27,753,764	23.6%	\$138	\$23,411,749	--	84.4%	
2004	213,987	\$30,958,872	11.5%	\$145	\$25,839,148	10.4%	83.5%	
2005	215,369	\$35,416,279	14.4%	\$164	\$28,609,146	10.7%	80.8%	
2006	218,664	\$43,230,433	22.1%	\$198	\$35,077,283	22.6%	81.1%	
2007	214,356	\$44,069,896	1.9%	\$206	\$40,423,706	15.2%	91.7%	
2008	233,450	\$45,164,366	2.5%	\$193	\$43,725,052	8.2%	96.8%	
2009	239,031	\$42,657,087	-5.6%	\$178	\$41,472,666	-5.2%	97.2%	
2010	250,004	\$43,718,717	2.5%	\$175	\$41,875,730	1.0%	95.8%	
2011	250,216	\$48,442,987	10.8%	\$194	\$45,636,837	9.0%	94.2%	
2012	253,134	\$51,287,359	5.9%	\$203	\$48,455,762	6.2%	94.5%	
2013	253,842	\$50,972,856	-0.6%	\$201	\$49,479,227	2.1%	97.1%	
2014	266,087	\$50,991,999	0.0%	\$192	\$46,801,468	-5.4%	91.8%	
2015	262,879	\$48,062,286	-5.7%	\$183	\$51,512,419	10.1%	107.2%	
2016	314,683	\$53,051,329	10.4%	\$169	\$56,658,066	10.0%	106.8%	
2017	336,676	\$56,969,478	7.4%	\$169	\$58,743,513	3.7%	103.1%	
2018	292,429	\$56,048,449	-1.6%	\$192	\$65,126,450	10.9%	116.2%	
2019	277,589	\$54,934,742	-2.0%	\$198	\$56,441,543	-13.3%	102.7%	
2020	149,135	\$34,512,369	-37.2%	\$231	\$35,118,779	-37.8%	101.8%	
2021	167,855	\$35,158,202	1.9%	\$209	\$30,763,953	-12.4%	87.5%	
2022	189,017	\$40,784,694	16.0%	\$216	\$42,870,697	39.4%	105.1%	
2023	194,414	\$42,514,058	4.2%	\$219	\$47,809,875	11.5%	112.5%	

Table 2 – Range of Dollars Received

Range of Dollars Received	District/ Charter	# of Donors	Total Dollars Received	% of Total	Average per Donor
Over \$1,000,000	8	85,784	\$15,747,192	37.0%	\$184
\$500,001 up to \$1,000,000	14	44,671	\$10,576,519	24.9%	\$237
\$200,001 up to \$500,000	15	18,197	\$4,352,416	10.2%	\$239
\$100,001 up to \$200,000	27	13,330	\$3,801,706	8.9%	\$285
\$50,001 up to \$100,000	51	12,333	\$3,654,366	8.6%	\$296
\$10,001 up to \$50,000	136	17,070	\$3,538,784	8.3%	\$207
\$5,001 up to \$10,000	67	1,728	\$490,158	1.2%	\$284
\$1,001 up to \$5,000	111	1,135	\$312,810	0.7%	\$276
\$1 up to \$1,000	73	155	\$40,107	0.1%	\$259
\$0	143	11	\$0	0.0%	\$0
Total	645	194,414	42,514,058	100.0%	\$219

Table 3 – Top Fifteen Districts

School District	County	Number of Donors	Dollars Received in 2023	% of 2023 Total	Dollars Received in 2022	% of 2022 Total
Chandler USD	Maricopa	21,365	\$2,552,126	5.1%	\$2,552,119	5.2%
Gilbert USD	Maricopa	8,829	\$2,282,475	4.5%	\$2,201,229	4.5%
Tucson USD	Pima	14,581	\$2,255,601	4.5%	\$1,965,982	4.0%
Mesa USD	Maricopa	7,974	\$2,175,156	4.3%	\$1,996,217	4.1%
Paradise Valley USD	Maricopa	6,475	\$1,948,710	3.9%	\$1,721,611	3.5%
Scottsdale USD	Maricopa	12,184	\$1,934,092	3.8%	\$1,788,115	3.7%
Deer Valley USD	Maricopa	5,218	\$1,417,781	2.8%	\$1,427,614	2.9%
Peoria USD	Maricopa	9,158	\$1,181,250	2.3%	\$1,242,132	2.6%
Catalina Foothills USD	Pima	2,788	\$967,956	1.9%	\$1,201,805	2.5%
Tempe UHSD	Maricopa	3,038	\$951,916	1.9%	\$950,641	2.0%
Flagstaff USD	Coconino	3,483	\$888,370	1.8%	\$1,037,566	2.1%
Higley USD	Maricopa	5,220	\$869,166	1.7%	\$811,301	1.7%
Vail USD	Pima	3,866	\$765,464	1.5%	\$756,933	1.6%
Tanque Verde USD		790	\$762,353	1.5%	\$446,977	0.9%
Dysart USD	Maricopa	6,916	\$749,367	1.5%	\$663,061	1.4%
Total of top 15		111,885	\$21,701,784	43.1%	\$20,763,303	42.7%

Table 4 – Top Fifteen Charters Holders

Charter Holder	County	Number of Donors	Dollars Received in 2023	% of 2023 Total	Dollars Received in 2022	% of 2022 Total
Hermosa Montessori Charter School	Pima	204	\$183,521	4.1%	\$163,249	3.9%
Keystone Montessori Charter School	Maricopa	170	\$170,279	3.8%	\$131,287	3.1%
Arizona School For The Arts	Maricopa	466	\$144,271	3.2%	\$145,471	3.5%
Villa Montessori Charter School	Maricopa	325	\$111,475	2.5%	\$113,411	2.7%
Desert Heights Charter Schools	Maricopa	958	\$98,298	2.2%	\$94,210	2.3%
Northland Preparatory Academy	Coconino	312	\$92,265	2.1%	\$90,043	2.2%
Arete Preparatory Academy	Maricopa	223	\$72,860	1.6%	\$92,308	2.2%
Noah Webster Basic School-Mesa	Multiple	281	\$60,473	1.3%	\$43,021	1.0%
Academy of Tucson, Inc.	Pima	224	\$59,418	1.3%	\$33,275	0.8%
North Phoenix Preparatory Academy	Maricopa	181	\$58,676	1.3%	\$73,703	1.8%
Legacy Traditional School - Northwest Tucson	Pima	27	\$49,580	1.1%	\$43,350	1.0%
Mountain School, Inc.	Coconino	218	\$45,123	1.0%	\$37,400	0.9%
San Tan Montessori School	Maricopa	402	\$42,560	0.9%	\$0	0.0%
Odyssey Preparatory Academy, The	Maricopa	175	\$42,489	0.9%	\$84,234	2.0%
James Madison Preparatory School	Maricopa	103	\$31,945	0.7%	\$39,325	0.9%
Total of top 15		4,269	\$1,263,233	28.2%	\$1,184,287	28.4%

Note: Districts and Charters with no county listed have facilities in multiple counties.

Table 5 – County Data

County	# of Schools	# of Donors	Average Donors per School	Dollars Received in 2023	Percent of Total Received	Percent change	Average per Donor	Dollars Spent	Percent Spent to Received
Maricopa	1176	138,632	118	\$28,715,264	67.5%	4.6%	\$207	\$32,734,078	114.0%
Pima	309	34,733	112	\$8,177,867	19.2%	6.2%	\$235	\$8,814,530	107.8%
Yavapai	75	5,438	73	\$1,384,084	3.3%	0.7%	\$255	\$1,371,802	99.1%
Coconino	49	4,762	97	\$1,244,364	2.9%	-9.1%	\$261	\$1,502,229	120.7%
Mohave	54	2,174	40	\$670,396	1.6%	-3.9%	\$308	\$976,696	145.7%
Pinal	90	2,542	28	\$704,491	1.7%	23.2%	\$277	\$858,464	121.9%
Cochise	62	1,283	21	\$338,019	0.8%	10.5%	\$263	\$315,604	93.4%
Yuma	66	784	12	\$206,787	0.5%	12.8%	\$264	\$268,627	129.9%
Navajo	51	1,418	28	\$324,074	0.8%	-8.5%	\$229	\$255,549	78.9%
Gila	28	1,066	38	\$307,129	0.7%	0.8%	\$288	\$383,172	124.8%
Santa Cruz	23	501	22	\$125,132	0.3%	17.8%	\$250	\$100,540	80.3%
Apache	38	447	12	\$149,111	0.4%	7.1%	\$334	\$133,866	89.8%
Graham	23	550	24	\$138,286	0.3%	-16.7%	\$251	\$75,530	54.6%
La Paz	13	32	2	\$10,639	0.0%	-45.6%	\$332	\$8,643	81.2%
Greenlee	8	52	7	\$18,415	0.0%	-21.4%	\$354	\$10,547	57.3%
Total	2,066	194,414		\$42,514,058	100.0%	4.3%	\$219	\$47,809,875	112.5%

Table 6 – Spent dollars by programs or activity

Program	Amount Spent	% of Total
Athletics or Sports	\$13,083,254	27.4%
Field Trip	\$11,245,405	23.5%
Clubs, Academic Competitions or other comparable ECA	\$9,127,190	19.1%
Music, Band, Choir Orchestra, Fine Arts or Performing Arts	\$5,503,953	11.5%
Extended Kindergarten Programs	\$717,249	1.5%
After School Enrichment or Tutoring	\$2,018,863	4.2%
Standardized Testing for college credit or readiness	\$1,836,696	3.8%
Character Education Programs	\$753,052	1.6%
Non-Credit Summer Programs	\$63,887	0.1%
Other	\$359,425	0.8%
Career and Technical Preparation	\$41,929	0.1%
Drivers Education Programs	\$39,481	0.1%
Capital items defined by ARS Title 15-903	\$2,592,586	5.4%
Community school meal programs	\$13,958	0.0%
Student consumable health care supplies	\$29,614	0.1%
Playground equipment and shade structures	\$377,556	0.8%
CPR Training	\$5,778	0.0%
Total	\$47,809,875	100.0%

Table 7 – Top Twenty District Schools (within a district)

District Schools	District Name	Number of Donors	Dollars Received in 2023	Average per Donor	% of 2023 total	Dollars Spent	Dollars Received in 2022
Catalina Foothills High School	Catalina Foothills USD	2,101	\$848,953	\$404	1.9%	\$678,585	\$1,086,989
Tanque Verde High School	Tanque Verde USD	263	\$389,047	\$1,479	0.9%	\$478,913	\$204,143
Hamilton High School	Chandler USD	2,400	\$371,024	\$155	0.8%	\$444,664	\$362,891
University High School		711	\$351,906	\$495	0.8%	\$322,741	\$255,077
Highland High School	Gilbert USD	1,205	\$350,274	\$291	0.8%	\$411,752	\$352,767
Red Mountain High School	Mesa USD	1,076	\$344,983	\$321	0.8%	\$354,372	\$334,836
Corona Del Sol High School	Tempe UHSD	971	\$334,124	\$344	0.8%	\$310,394	\$327,141
Higley High School	Higley USD	1,787	\$315,685	\$177	0.7%	\$289,898	\$258,884
Emily GRAY Junior High School	Tanque Verde USD	371	\$308,747	\$832	0.7%	\$318,333	\$174,411
Lake Havasu High School	Lake Havasu USD	966	\$308,004	\$319	0.7%	\$496,985	\$317,661
Mountain Ridge High School	Deer Valley USD	948	\$298,242	\$315	0.7%	\$267,766	\$315,763
Arizona College Prep - Erie Campus	Chandler USD	1,642	\$297,541	\$181	0.7%	\$284,812	\$239,817
Basha High School	Chandler USD	1,845	\$294,756	\$160	0.7%	\$396,739	\$226,630
Perry High School	Chandler USD	1,635	\$290,595	\$178	0.7%	\$376,950	\$288,042
Desert Mountain High School	Scottsdale USD	1,525	\$285,551	\$187	0.6%	\$287,410	\$279,226
Desert Vista High School	Tempe UHSD	904	\$282,361	\$312	0.6%	\$266,206	\$304,785
Horizon High School	Paradise Valley USD	888	\$266,589	\$300	0.6%	\$153,249	\$281,326
Flagstaff High School	Flagstaff USD	842	\$262,133	\$311	0.6%	\$309,652	\$330,336
Dr. Camile Casteel High School	Chandler USD	1,857	\$256,385	\$138	0.6%	\$357,511	\$227,754
Cactus Shadows High School	Cave Creek USD	761	\$243,232	\$320	0.6%	\$398,297	\$291,838
Total of top 20		24,698	\$6,700,132	\$271	15.2%	\$7,205,229	\$6,460,317

Note: Districts and Charters with no county listed have facilities in multiple counties.

Table 8 - Top Twenty Charter Schools (within a holder)

			Number of Donors	Dollars Received in 2023	Average per Donor	Dollars Received in 2022
Paradise Honors Elementary School	Paragon Management	Surprise	1,172	\$345,242	\$295	\$310,138
Paradise Honors High School	Paragon Management	Surprise	631	\$228,811	\$363	\$203,864
Horizon Community Learning Center Secondary	Horizon Community Learning Center Secondary	Phoenix	653	\$194,586	\$298	\$183,544
Academy of Math and Science Avondale	Academy of Mathematics and Science South	Tolleson	22	\$186,620	\$8,483	\$157,727
Hermosa Montessori Charter School	Hermosa Montessori Charter School	Tucson	204	\$183,521	\$900	\$163,249
Keystone Montessori Charter School	Keystone Montessori Charter School	Phoenix	170	\$170,279	\$1,002	\$131,287
Eduprize Schools - Gilbert	Eduprize Schools, LLC	Gilbert	843	\$154,651	\$183	\$81,828
Great Hearts Academies - Archway Scottsdale	Archway Classical Academy Scottsdale	Scottsdale	428	\$153,688	\$359	\$186,023
Great Heart Academies - Scottsdale Preparatory Academy	Scottsdale Preparatory Academy	Scottsdale	427	\$152,380	\$357	\$133,968
Academy of Math and Science Peoria	Academy of Mathematics and Science South	Peoria	24	\$145,671	\$6,070	\$79,453
Academy of Math and Science Glendale	Academy of Mathematics and Science South	Glendale	32	\$145,013	\$4,532	\$94,809
Arizona School For The Arts	Arizona School For The Arts	Phoenix	466	\$144,271	\$310	\$145,471
American Leadership Academy - Gilbert	American Leadership Academy	Gilbert	511	\$141,270	\$276	\$90,350
Heritage Academy	Heritage Academy	Mesa	568	\$135,859	\$239	\$134,300
Academy of Math and Science Desert Sky	Academy of Mathematics and Science South	Phoenix	25	\$131,026	\$5,241	\$98,967
Great Hearts Academies - Anthem Preparatory Academy	Anthem Preparatory Academy	Phoenix	377	\$128,561	\$341	\$124,217
Leman Academy of Excellence - Marana	Leman Academy of Excellence Inc	Tucson	369	\$115,787	\$314	\$69,667
Benjamin Franklin High School - Queen Creek	Benjamin Franklin Charter School	Queen Creek	382	\$115,143	\$301	\$4,786
Great Hearts Academy - Veritas Preparatory Academy	Veritas Preparatory Academy	Phoenix	317	\$113,805	\$359	\$124,929
Villa Montessori - Phoenix Campus	Villa Montessori Charter School	Phoenix	325	\$111,475	\$343	\$113,411
Total of top 20			7,946	\$3,197,659	\$402	\$2,631,988

APPENDIX I
2023 PUBLIC SCHOOL REPORT
BY SCHOOL DISTRICT

District Name	County	Number of Donors	Average per Donors	2023 Dollars Received	2022 Dollars Received	% Change	2023 Dollars Spent	2022 Dollars Spent	% of \$ Spent	2023 Rank	2022 Rank
Chandler USD	Maricopa	21,365	\$119	\$2,552,126	\$2,552,119	0.0%	\$3,732,526	\$2,932,405	146.3%	1	1
Gilbert USD	Maricopa	8,829	\$259	\$2,282,475	\$2,201,229	3.7%	\$2,264,812	\$2,342,613	99.2%	2	2
Tucson USD	Pima	14,581	\$155	\$2,255,601	\$1,965,982	14.7%	\$2,402,819	\$2,014,126	106.5%	3	4
Mesa USD	Maricopa	7,974	\$273	\$2,175,156	\$1,996,217	9.0%	\$2,339,599	\$2,188,018	107.6%	4	3
Paradise Valley USD	Maricopa	6,475	\$301	\$1,948,710	\$1,721,611	13.2%	\$1,342,425	\$1,472,839	68.9%	5	6
Scottsdale USD	Maricopa	12,184	\$159	\$1,934,092	\$1,788,115	8.2%	\$2,473,773	\$1,961,381	127.9%	6	5
Deer Valley USD	Maricopa	5,218	\$272	\$1,417,781	\$1,427,614	-0.7%	\$1,345,967	\$1,374,815	94.9%	7	7
Peoria USD	Maricopa	9,158	\$129	\$1,181,250	\$1,242,132	-4.9%	\$1,422,579	\$1,640,808	120.4%	8	8
Catalina Foothills USD	Pima	2,788	\$347	\$967,956	\$1,201,805	-19.5%	\$778,252	\$1,175,906	80.4%	9	9
Tempe UHSD	Maricopa	3,038	\$313	\$951,916	\$950,641	0.1%	\$966,223	\$884,014	101.5%	10	11
Flagstaff USD	Coconino	3,483	\$255	\$888,370	\$1,037,566	-14.4%	\$1,018,383	\$1,085,175	114.6%	11	10
Higley USD	Maricopa	5,220	\$167	\$869,166	\$811,301	7.1%	\$854,554	\$906,406	98.3%	12	12
Vail USD	Pima	3,866	\$198	\$765,464	\$756,933	1.1%	\$765,836	\$787,087	100.0%	13	13
Tanque Verde USD		790	\$965	\$762,353	\$446,977	70.6%	\$899,343	\$495,023	118.0%	14	22
Dysart USD	Maricopa	6,916	\$108	\$749,367	\$663,061	13.0%	\$817,120	\$713,901	109.0%	15	16
Amphitheater USD	Pima	2,212	\$334	\$738,781	\$752,764	-1.9%	\$842,951	\$710,173	114.1%	16	14
Madison ESD	Maricopa	5,633	\$123	\$695,260	\$533,024	30.4%	\$741,527	\$435,497	106.7%	17	18
Kyrene ESD	Maricopa	3,637	\$181	\$659,587	\$703,141	-6.2%	\$848,553	\$791,598	128.6%	18	15
Marana USD	Pima	2,834	\$225	\$638,113	\$578,424	10.3%	\$791,758	\$769,116	124.1%	19	17
Glendale UHSD	Maricopa	2,300	\$244	\$562,130	\$492,253	14.2%	\$584,014	\$522,412	103.9%	20	20
Lake Havasu USD	Mohave	1,333	\$313	\$417,452	\$440,327	-5.2%	\$553,684	\$379,012	132.6%	21	23
Cave Creek USD	Maricopa	1,336	\$289	\$386,481	\$479,711	-19.4%	\$623,161	\$395,886	161.2%	22	21
Queen Creek USD	Maricopa	1,688	\$209	\$352,126	\$525,456	-33.0%	\$311,442	\$328,688	88.4%	23	19
Agua Fria UHSD	Maricopa	1,062	\$328	\$347,951	\$308,092	12.9%	\$449,213	\$380,584	129.1%	24	26
Prescott USD	Yavapai	928	\$348	\$322,948	\$325,487	-0.8%	\$328,945	\$317,816	101.9%	25	25
Flowing Wells USD	Pima	1,114	\$263	\$292,684	\$340,096	-13.9%	\$320,822	\$278,893	109.6%	26	24
Tempe ESD	Maricopa	961	\$295	\$283,618	\$227,424	24.7%	\$375,758	\$257,476	132.5%	27	30
Phoenix UHSD	Maricopa	1,034	\$259	\$268,104	\$237,816	12.7%	\$233,636	\$178,153	87.1%	28	28
Sunnyside USD	Pima	2,253	\$106	\$239,722	\$221,369	8.3%	\$268,745	\$213,536	112.1%	29	32
Payson USD	Gila	823	\$286	\$235,784	\$242,884	-2.9%	\$328,325	\$246,271	139.2%	30	27
Washington ESD	Maricopa	864	\$265	\$229,187	\$227,615	0.7%	\$261,861	\$218,484	114.3%	31	29
Humboldt USD	Yavapai	1,749	\$128	\$223,758	\$187,258	19.5%	\$222,573	\$178,837	99.5%	32	33
Litchfield ESD	Maricopa	318	\$620	\$197,069	\$121,121	62.7%	\$196,669	\$182,027	99.8%	33	39
Sahuarita USD	Pima	742	\$254	\$188,334	\$167,636	12.3%	\$299,339	\$172,987	158.9%	34	34
Oracle ESD	Pinal	560	\$306	\$171,374		100.0%	\$132,640		77.4%	35	195
Chino Valley USD	Yavapai	292	\$532	\$155,462	\$149,262	4.2%	\$146,783	\$112,964	94.4%	36	35
Creighton ESD	Maricopa	586	\$257	\$150,564	\$96,595	55.9%	\$17,973	\$104,156	11.9%	37	45
Sierra Vista USD	Cochise	620	\$243	\$150,418	\$90,231	66.7%	\$137,865	\$73,099	91.7%	38	49
Buckeye UHSD	Maricopa	1,944	\$75	\$146,372	\$223,584	-34.5%	\$110,200	\$93,443	75.3%	39	31
Florence USD	Pinal	366	\$369	\$134,943	\$127,800	5.6%	\$148,575	\$45,967	110.1%	40	38
J.O. Combs USD	Maricopa	1,077	\$115	\$123,536	\$88,423	39.7%	\$136,350	\$106,512	110.4%	41	50
Laveen ESD	Maricopa	469	\$251	\$117,495	\$63,915	83.8%	\$106,956	\$89,616	91.0%	42	57
Phoenix ESD	Maricopa	429	\$263	\$112,977	\$129,117	-12.5%	\$112,977	\$75,760	100.0%	43	37
Continental ESD	Pima	386	\$279	\$107,519	\$112,700	-4.6%	\$142,988	\$174,614	133.0%	44	41
Wickenburg USD	Maricopa	350	\$302	\$105,814	\$130,340	-18.8%	\$65,937	\$82,726	62.3%	45	36
Nadaburg USD	Maricopa	336	\$308	\$103,529	\$96,795	7.0%	\$128,858	\$214,494	124.5%	46	44
Sedona-Oak Creek Joint USD	Yavapai	465	\$222	\$103,020	\$100,277	2.7%	\$126,894	\$151,297	123.2%	47	43
Yuma UHSD	Yuma	401	\$235	\$94,277	\$70,581	33.6%	\$126,207	\$73,950	133.9%	48	55
Mingus UHSD	Yavapai	254	\$360	\$91,494	\$91,368	0.1%	\$84,083	\$84,008	91.9%	49	48
Cottonwood-Oak Creek ESD	Yavapai	291	\$305	\$88,849	\$95,955	-7.4%	\$67,608	\$88,608	76.1%	50	47
Blue Ridge USD	Navajo	151	\$569	\$85,953	\$104,142	-17.5%	\$70,334	\$69,503	81.8%	51	42
Liberty ESD	Maricopa	222	\$377	\$83,725	\$87,340	-4.1%	\$94,387	\$94,081	112.7%	52	51
Apache Junction USD	Pinal	308	\$263	\$81,051	\$53,021	52.9%	\$70,452	\$45,635	86.9%	53	66
Tolleson UHSD	Maricopa	362	\$200	\$72,256	\$74,758	-3.3%	\$46,134	\$36,594	63.8%	54	54
Kingman USD	Mohave	228	\$299	\$68,173	\$80,566	-15.4%	\$78,482	\$46,155	115.1%	55	53
Snowflake USD	Navajo	340	\$179	\$60,711	\$41,003	48.1%	\$44,868	\$26,855	73.9%	56	76
Clarkdale-Jerome ESD	Yavapai	249	\$241	\$59,886	\$57,555	4.1%	\$50,341	\$75,332	84.1%	57	62

APPENDIX I
2023 PUBLIC SCHOOL REPORT
BY SCHOOL DISTRICT

District Name	County	Number of Donors	Average per Donors	2023 Dollars Received	2022 Dollars Received	% Change	2023 Dollars Spent	2022 Dollars Spent	% of \$ Spent	2023 Rank	2022 Rank
Cartwright ESD	Maricopa	202	\$296	\$59,810	\$62,105	-3.7%	\$48,533	\$90,588	81.1%	58	59
Show Low USD	Navajo	234	\$246	\$57,535	\$68,116	-15.5%	\$40,865	\$67,716	71.0%	59	56
Osborn ESD	Maricopa	185	\$302	\$55,806	\$62,159	-10.2%	\$53,107	\$27,564	95.2%	60	58
St. Johns USD	Apache	112	\$496	\$55,583	\$35,359	57.2%	\$54,204	\$48,396	97.5%	61	81
Alhambra ESD	Maricopa	182	\$298	\$54,322	\$96,511	-43.7%	\$52,348	\$34,039	96.4%	62	46
Benson USD	Cochise	220	\$239	\$52,659	\$48,540	8.5%	\$49,096	\$48,874	93.2%	63	69
Winslow USD	Navajo	427	\$123	\$52,563	\$59,144	-11.1%	\$33,668	\$38,223	64.1%	64	61
Round Valley USD	Apache	193	\$251	\$48,444	\$61,116	-20.7%	\$47,844	\$39,028	98.8%	65	60
Pendergast ESD	Maricopa	3,714	\$13	\$48,426	\$55,725	-13.1%	\$43,726	\$37,461	90.3%	66	63
Fowler ESD	Maricopa	148	\$325	\$48,074		100.0%	\$34,918		72.6%	67	195
Holbrook USD	Navajo	195	\$245	\$47,755	\$30,975	54.2%	\$51,698	\$50,554	108.3%	68	85
Balsz ESD	Maricopa	79	\$598	\$47,281	\$80,962	-42.6%	\$63,614	\$21,091	134.5%	69	84
Roosevelt ESD	Maricopa	155	\$300	\$46,497	\$80,962	-42.6%	\$73,106	\$69,750	157.2%	70	52
Thatcher USD	Graham	211	\$216	\$45,618	\$41,762	9.2%	\$17,868	\$3,826	39.2%	71	74
Maricopa USD	Pinal	198	\$226	\$44,686	\$116,985	-61.8%	\$50,902	\$94,911	113.9%	72	40
Casa Grande ESD	Pinal	170	\$252	\$42,801	\$53,215	-19.6%	\$53,033	\$83,622	123.9%	73	65
Casa Grande UHSD	Pinal	115	\$369	\$42,442	\$45,028	-5.7%	\$50,156	\$53,306	118.2%	74	72
Safford USD	Graham	168	\$252	\$42,273	\$55,321	-23.6%	\$11,769	\$46,580	27.8%	75	64
Camp Verde USD	Yavapai	170	\$242	\$41,095	\$51,077	-19.5%	\$42,682	\$66,687	103.9%	76	67
Yuma ESD	Yuma	142	\$278	\$39,543	\$36,779	7.5%	\$46,050	\$32,861	116.5%	77	79
Crane ESD	Yuma	120	\$318	\$38,184	\$47,146	-19.0%	\$59,385	\$57,947	155.5%	78	71
Western Maricopa Education Center	Maricopa	115	\$323	\$37,130	\$36,400	2.0%	\$5,270	\$17,152	14.2%	79	80
Arizona State School for the Deaf & Blind		154	\$240	\$36,960	\$40,992	-9.8%	\$76,112	\$39,579	205.9%	80	77
Nogales USD	Santa Cruz	141	\$249	\$35,105	\$22,349	57.1%	\$28,485	\$23,074	81.1%	81	95
Santa Cruz Valley USD	Santa Cruz	118	\$269	\$31,786	\$24,950	27.4%	\$12,726	\$26,731	40.0%	82	89
Pine Strawberry ESD	Gila	119	\$266	\$31,690	\$29,814	6.3%	\$31,690	\$29,814	100.0%	83	86
Pima County JTED	Pima	107	\$296	\$31,675	\$34,352	-7.8%	\$1,142	\$9,144	3.6%	84	83
Pima USD	Graham	113	\$266	\$30,014	\$40,384	-25.7%	\$26,098	\$35,610	87.0%	85	78
Mammoth-San Manuel USD	Pinal	84	\$338	\$28,413	\$47,500	-40.2%	\$15,013	\$15,565	52.8%	86	70
Wilson ESD	Maricopa	85	\$328	\$27,900	\$41,300	-32.4%	\$27,900	\$28,768	100.0%	87	75
Page USD	Coconino	84	\$331	\$27,844	\$25,191	10.5%	\$29,018	\$20,558	104.2%	88	88
Littleton ESD	Maricopa	200	\$137	\$27,325	\$19,115	43.0%	\$13,614	\$21,662	49.8%	89	103
Bisbee USD	Cochise	120	\$227	\$27,274	\$23,510	16.0%	\$18,941	\$24,315	69.4%	90	91
Buckeye ESD	Maricopa	109	\$241	\$26,256	\$13,504	94.4%	\$16,867	\$292	64.2%	91	108
Glendale ESD	Maricopa	85	\$307	\$26,058	\$21,132	23.3%	\$12,427	\$29,905	47.7%	92	98
Mayer USD	Yavapai	86	\$298	\$25,609	\$21,000	21.9%	\$12,477	\$17,360	48.7%	93	99
Globe USD	Gila	68	\$342	\$23,245	\$18,459	25.9%	\$8,474	\$15,900	36.5%	94	104
Colorado River UHSD	Mohave	77	\$291	\$22,441	\$49,375	-54.5%	\$21,455	\$51,043	95.6%	95	68
Avondale ESD	Maricopa	95	\$236	\$22,382	\$27,756	-19.4%	\$22,382	\$27,756	100.0%	96	87
Tombstone USD	Cochise	67	\$316	\$21,163	\$22,340	-5.3%	\$21,908	\$8,103	103.5%	97	96
Isaac ESD	Maricopa	80	\$260	\$20,800	\$23,502	-11.5%	\$22,598	\$18,709	108.6%	98	92
Grand Canyon USD	Coconino	73	\$282	\$20,600	\$22,772	-9.5%	\$35,192	\$50,089	170.8%	99	93
Sonoita ESD	Santa Cruz	97	\$207	\$20,111	\$20,173	-0.3%	\$27,276	\$5,361	135.6%	100	101
Saddle Mountain USD	Maricopa	78	\$227	\$17,714	\$23,887	-25.8%	\$24,940	\$33,995	140.8%	101	90
Joseph City USD	Navajo	63	\$272	\$17,157	\$12,609	36.1%	\$8,908	\$12,957	51.9%	102	111
Bagdad USD	Yavapai	131	\$128	\$16,720	\$41,771	-60.0%	\$16,720	\$46,527	100.0%	103	73
Morristown ESD	Maricopa	67	\$235	\$15,735	\$12,650	24.4%	\$20,966	\$27,899	133.2%	104	110
Chinle USD	Apache	62	\$253	\$15,703	\$20,396	-23.0%	\$0	\$0	0.0%	105	100
Naco ESD	Cochise	6	\$2,319	\$13,911		100.0%	\$589		4.2%	106	195
Tolleson ESD	Maricopa	43	\$322	\$13,829	\$8,617	60.5%	\$18,836	\$4,143	136.2%	107	123
Beaver Creek ESD	Yavapai	46	\$293	\$13,470	\$17,286	-22.1%	\$21,347	\$21,604	158.5%	108	105
St. David USD	Cochise	36	\$322	\$11,605	\$21,229	-45.3%	\$11,605	\$21,229	100.0%	109	97
Ajo USD	Pima	43	\$270	\$11,600	\$11,620	-0.2%	\$0	\$3,709	0.0%	110	113
Patagonia UHSD	Santa Cruz	46	\$246	\$11,317	\$13,697	-17.4%	\$12,834	\$10,315	113.4%	111	107
Duncan USD	Greenlee	31	\$342	\$10,608	\$14,921	-28.9%	\$2,739	\$15,649	25.8%	112	106
Mohave Valley ESD	Mohave	36	\$289	\$10,412	\$11,305	-7.9%	\$27,894	\$19,704	267.9%	113	114
Red Mesa USD	Apache	13	\$800	\$10,400		100.0%	\$9,150		88.0%	114	195

APPENDIX I
2023 PUBLIC SCHOOL REPORT
BY SCHOOL DISTRICT

District Name	County	Number of Donors	Average per Donors	2023 Dollars Received	2022 Dollars Received	% Change	2023 Dollars Spent	2022 Dollars Spent	% of \$ Spent	2023 Rank	2022 Rank
Douglas USD	Cochise	33	\$300	\$9,904	\$10,930	-9.4%	\$5,266	\$3,330	53.2%	115	115
Red Rock ESD	Pinal	31	\$304	\$9,410	\$6,070	55.0%	\$10,911	\$6,070	116.0%	116	139
Palo Verde ESD	Maricopa	97	\$96	\$9,341	\$8,457	10.5%	\$4,464	\$2,128	47.8%	117	124
Miami USD	Gila	29	\$307	\$8,900	\$8,868	0.4%	\$10,173	\$13,541	114.3%	118	119
Altair Valley ESD	Pima	33	\$259	\$8,534	\$8,765	-2.6%	\$21,242	\$15,781	248.9%	119	120
Union ESD	Maricopa	41	\$207	\$8,480	\$6,902	22.9%	\$10,221	\$4,658	120.5%	120	132
Pima Accommodation District	Pima	30	\$281	\$8,425	\$4,800	75.5%	\$4,237	\$352	50.3%	121	143
Dan Hinton Accommodation District	Graham	27	\$310	\$8,362	\$12,701	-34.2%	\$3,318	\$17,592	39.7%	122	109
Alpine ESD	Apache	27	\$284	\$7,655	\$7,150	7.1%	\$12,996	\$3,133	169.8%	123	131
Antelope UHSD	Yuma	26	\$279	\$7,250	\$2,706	167.9%	\$7,250	\$2,706	100.0%	124	161
Morenci USD	Greenlee	19	\$369	\$7,007	\$7,500	-6.6%	\$7,007	\$2,162	100.0%	125	127
Concho ESD	Apache	24	\$284	\$6,804	\$10,679	-36.3%	\$9,536	\$5,117	140.2%	126	116
Patagonia ESD	Santa Cruz	30	\$220	\$6,602	\$8,660	-23.8%	\$10,355	\$5,102	156.9%	127	122
San Simon USD	Cochise	21	\$314	\$6,600	\$7,200	-8.3%	\$7,331	\$2,789	111.1%	128	129
Murphy ESD	Maricopa	20	\$330	\$6,600	\$7,200	-8.3%	\$4,671	\$3,202	70.8%	128	129
Yarnell ESD	Yavapai	18	\$361	\$6,496	\$4,387	48.1%	\$837	\$1,365	12.9%	130	148
Maine Consolidated School District	Coconino	12	\$537	\$6,445	\$6,336	1.7%	\$2,115	\$6,928	32.8%	131	134
Bullhead City School District	Mohave	25	\$256	\$6,408	\$9,000	-28.8%	\$4,608	\$7,200	71.9%	132	118
Coolidge USD	Pinal	23	\$267	\$6,150	\$4,400	39.8%	\$1,951	\$2,036	31.7%	133	147
Arlington ESD	Maricopa	28	\$218	\$6,105	\$7,600	-19.7%	\$15,736	\$0	257.8%	134	126
Gadsden ESD	Yuma	24	\$253	\$6,075	\$6,295	-3.5%	\$5,623	\$68,697	92.6%	135	137
Parker USD	La Paz	21	\$283	\$5,939	\$11,900	-50.1%	\$6,079	\$6,256	102.3%	136	112
Ash Fork Joint USD	Yavapai	21	\$275	\$5,775	\$6,138	-5.9%	\$7,507	\$11,967	130.0%	137	138
Bonita ESD	Graham	15	\$360	\$5,400	\$4,650	16.1%	\$5,643	\$5,900	104.5%	138	146
Pomerene ESD	Cochise	14	\$340	\$4,760	\$5,934	-19.8%	\$10,863	\$6,493	228.2%	139	140
Hyder ESD	Yuma	8	\$588	\$4,700	\$5,440	-13.6%	\$5,560	\$3,171	118.3%	140	141
Palominas ESD	Cochise	22	\$213	\$4,694	\$8,689	-46.0%	\$2,519	\$3,111	53.7%	141	121
Santa Cruz Valley UHSD	Pinal	19	\$246	\$4,680	\$2,960	58.1%	\$1,994	\$8,372	42.6%	142	158
Valley Academy for Career and Technology Education	Yavapai	15	\$307	\$4,600	\$3,320	38.6%	\$0	\$14,255	0.0%	143	157
Somerton ESD	Yuma	29	\$155	\$4,484	\$5,200	-13.8%	\$4,764	\$8,602	106.2%	144	142
Eloy ESD	Pinal	28	\$160	\$4,478	\$9,960	-55.0%	\$11,858	\$9,390	264.8%	145	117
Fort Huachuca Accommodation District	Cochise	15	\$296	\$4,435	\$4,000	10.9%	\$6,699	\$638	151.1%	146	151
Colorado City USD	Mohave	13	\$327	\$4,245	\$0	100.0%	\$0	\$0	0.0%	147	195
Littlefield USD	Mohave	15	\$279	\$4,188	\$4,671	-10.3%	\$6,249	\$2,219	149.2%	148	145
Superior USD	Pinal	15	\$271	\$4,063	\$3,800	6.9%	\$3,522	\$2,870	86.7%	149	154
Riverside ESD	Maricopa	19	\$203	\$3,850	\$6,850	-43.8%	\$11,821	\$2,288	307.0%	150	133
Santa Cruz ESD	Santa Cruz	12	\$317	\$3,800	\$800	375.0%	\$4,778	\$0	125.7%	151	185
Congress ESD	Yavapai	12	\$312	\$3,740	\$4,274	-12.5%	\$9,710	\$6,493	259.6%	152	149
Ash Creek ESD	Cochise	12	\$306	\$3,675	\$1,800	104.2%	\$3,500	\$0	95.2%	153	173
Canon ESD	Yavapai	15	\$222	\$3,334	\$2,400	38.9%	\$3,503	\$4,507	105.1%	154	164
Apache ESD	Cochise	11	\$297	\$3,272	\$2,800	16.9%	\$1,010	\$1,425	30.9%	155	160
San Fernando ESD	Pima	10	\$302	\$3,020	\$900	235.6%	\$489	\$407	16.2%	156	184
Fredonia-Moccasin USD	Coconino	10	\$295	\$2,945	\$0	100.0%	\$3,730	\$0	126.6%	157	195
San Carlos USD	Gila	10	\$290	\$2,900	\$2,900	0.0%	\$0	\$0	0.0%	158	159
Kirkland ESD	Yavapai	11	\$245	\$2,700	\$2,025	33.3%	\$5,459	\$5,040	202.2%	159	170
Salome Consolidated ESD	La Paz	6	\$450	\$2,700	\$2,000	35.0%	\$564	\$2,000	20.9%	159	171
Ganado USD	Apache	10	\$260	\$2,600	\$1,400	85.7%	\$0	\$0	0.0%	161	177
Mohawk Valley ESD	Yuma	7	\$357	\$2,500	\$3,450	-27.5%	\$10,647	\$7,115	425.9%	162	156
Elfrida ESD	Cochise	6	\$400	\$2,400	\$2,400	0.0%	\$2,347	\$0	97.8%	163	164
Toltec ESD	Pinal	8	\$278	\$2,224	\$3,985	-44.2%	\$1,996	\$200	89.7%	164	153
Sacaton ESD	Pinal	10	\$220	\$2,200	\$0	100.0%	\$0	\$0	0.0%	165	195
Paloma School District	Maricopa	8	\$263	\$2,100	\$400	425.0%	\$2,100	\$400	100.0%	166	189
Valentine ESD	Mohave	9	\$222	\$2,000	\$1,200	66.7%	\$0	\$0	0.0%	167	179
Bicentennial UHSD	La Paz	5	\$400	\$2,000	\$2,250	-11.1%	\$2,000	\$2,095	100.0%	167	168
McNeal ESD	Cochise	8	\$250	\$2,000	\$750	166.7%	\$80	\$563	4.0%	167	186
Vernon ESD	Apache	6	\$320	\$1,922	\$2,600	-26.1%	\$135	\$531	7.0%	170	163
Valley UHSD	Cochise	6	\$308	\$1,850	\$7,483	-75.3%	\$577	\$0	31.2%	171	128

APPENDIX I
2023 PUBLIC SCHOOL REPORT
BY SCHOOL DISTRICT

District Name	County	Number of Donors	Average per Donors	2023 Dollars Received	2022 Dollars Received	% Change	2023 Dollars Spent	2022 Dollars Spent	% of \$ Spent	2023 Rank	2022 Rank
Picacho ESD	Pinal	5	\$350	\$1,750		100.0%	\$2,512		143.6%	172	195
Hayden-Winkelman USD	Gila	7	\$243	\$1,700	\$1,800	-5.6%	\$1,600	\$2,400	94.1%	173	173
Sentinel ESD	Maricopa	4	\$400	\$1,600	\$1,600	0.0%	\$649	\$2,573	40.6%	174	175
Solomon ESD	Graham	4	\$348	\$1,392	\$4,190	-66.8%	\$4,044	\$3,381	290.5%	175	150
Gila Bend USD	Maricopa	3	\$400	\$1,200	\$4,000	-70.0%	\$13,216	\$16,117	1101.3%	176	151
Cochise ESD	Cochise	4	\$300	\$1,200	\$1,500	-20.0%	\$2,083	\$3,191	173.6%	176	176
Wellton ESD	Yuma	3	\$333	\$1,000	\$1,054	-5.1%	\$1,000	\$1,791	100.0%	178	182
Seligman USD	Yavapai	4	\$250	\$1,000	\$4,680	-78.6%	\$4,114	\$5,466	411.4%	178	144
Blue ESD	Greenlee	2	\$400	\$800	\$1,000	-20.0%	\$800	\$1,000	100.0%	180	183
Fort Thomas USD	Graham	2	\$400	\$800	\$1,279	-37.5%	\$0	\$0	0.0%	180	178
Coconino County Regional Accommodation SD	Coconino	4	\$183	\$731	\$2,380	-69.3%	\$0	\$0	0.0%	182	166
Stanfield ESD	Pinal	2	\$300	\$600	\$1,100	-45.5%	\$0	\$0	0.0%	183	181
Double Adobe ESD	Cochise	2	\$200	\$400	\$600	-33.3%	\$961	\$302	240.3%	184	187
SRPMIC	Maricopa	1	\$400	\$400	\$400	0.0%	\$400	\$0	100.0%	184	189
Yucca ESD	Mohave	2	\$200	\$400		100.0%	\$172		42.9%	184	195
Crown King ESD	Yavapai	1	\$200	\$200	\$200	0.0%	\$32	\$912	16.2%	187	193
Hillside ESD	Yavapai	1	\$100	\$100	\$500	-80.0%	\$100	\$429	100.0%	188	188
Bowie USD	Cochise		\$0			0.0%			0.0%	189	195
Maricopa County Regional District	Maricopa		\$0			0.0%			0.0%	189	195
Whiteriver USD	Navajo	0	\$0	\$0		0.0%	\$0		0.0%	189	195
Coconino Association for Vocation Industry and Technology	Coconino	0	\$0	\$0	\$0	0.0%	\$0	\$0	0.0%	189	195
Aguila ESD	Maricopa		\$0			0.0%			0.0%	189	195
Pinon USD	Navajo		\$0			0.0%			0.0%	189	195
Wenden ESD	La Paz		\$0		\$1,200	-100.0%		\$300	0.0%	189	179
Mobile ESD	Maricopa		\$0			0.0%			0.0%	189	195
Willcox USD	Cochise		\$0		\$22,619	-100.0%		\$19,265	0.0%	189	94
Bouse ESD	La Paz		\$0		\$2,190	-100.0%		\$2,190	0.0%	189	169
Gila County Regional District	Gila		\$0		\$0	0.0%		\$0	0.0%	189	195
Yavapai Accommodation School District #99	Yavapai	11	\$0	\$0	\$1,925	-100.0%	\$0	\$586	0.0%	189	172
Peach Springs USD	Mohave		\$0			0.0%			0.0%	189	195
Quartzsite ESD	La Paz		\$0			0.0%			0.0%	189	195
Skull Valley ESD	Yavapai		\$0		\$6,300	-100.0%		\$12,034	0.0%	189	136
Heber-Overgaard USD	Navajo		\$0		\$34,796	-100.0%		\$30,230	0.0%	189	82
Pearce ESD	Cochise		\$0		\$3,756	-100.0%		\$6,651	0.0%	189	155
Western Arizona Vocational Education	Mohave		\$0			0.0%			0.0%	189	195
Baboquivari USD	Pima		\$0			0.0%			0.0%	189	195
St Johns USD	Apache	0	\$0	\$0	\$301	-100.0%	\$0	\$0	0.0%	189	192
Cedar USD	Navajo		\$0			0.0%			0.0%	189	195
McNary ESD	Apache		\$0			0.0%			0.0%	189	195
Williams USD	Coconino		\$0		\$19,252	-100.0%		\$18,769	0.0%	189	102
Tuba City USD	Coconino		\$0		\$2,689	-100.0%		\$0	0.0%	189	162
Window Rock USD	Apache		\$0			0.0%			0.0%	189	195
Young ESD	Gila		\$0			0.0%			0.0%	189	195
Owens ESD	Mohave		\$0			0.0%			0.0%	189	195
Central Arizona Valley Institute of Technology	Pinal		\$0		\$2,317	-100.0%		\$765	0.0%	189	167
Hackberry School District	Mohave	0	\$0	\$0	\$400	-100.0%	\$0	\$400	0.0%	189	189
Mountain Insitute Joint Technical Education District	Yavapai		\$0			0.0%			0.0%	189	195
Fountain Hills USD	Maricopa		\$0			0.0%			0.0%	189	195
Mary C. O'Brien Accommodation District	Pinal		\$0			0.0%			0.0%	189	195
Kayenta USD	Navajo		\$0			0.0%			0.0%	189	195
Eagle ESD	Greenlee	0	\$0	\$0	\$0	0.0%	\$0	\$0	0.0%	189	195
Ray USD	Pinal		\$0		\$6,330	-100.0%		\$12,299	0.0%	189	135
Sanders USD	Apache	0	\$0	\$0	\$200	-100.0%	\$0	\$200	0.0%	189	193
Tonto Basin ESD	Gila		\$0			0.0%			0.0%	189	195
East Valley Institute of Technology	Maricopa		\$0			0.0%			0.0%	189	195
Topock ESD	Mohave		\$0		\$7,833	-100.0%		\$6,740	0.0%	189	125

Note: Districts with no county listed have facilities in multiple counties.

APPENDIX II
2023 PUBLIC SCHOOL REPORT
BY CHARTER HOLDER

Charter Holder	County	Sum of Donors	Average Per Donor	2023 Dollars Received	2022 Dollars Received	% Change	2023 Dollars Spent	2022 Dollars Spent	% of \$ Spent	2023 Rank	2022 Rank
Academy of Mathematics and Science South		151	\$4,993	\$754,003	\$523,303	44.1%	\$754,002	\$482,160	100.0%	1	1
Paragon Management		1,803	\$318	\$574,053	\$514,002	11.7%	\$1,060,798	\$972,755	184.8%	2	2
American Leadership Academy		1,038	\$281	\$291,485	\$200,043	45.7%	\$228,630	\$196,484	78.4%	3	3
Eduprize Schools, LLC		1,302	\$181	\$235,355	\$133,458	76.4%	\$530,152	\$550,910	225.3%	4	12
Leman Academy of Excellence Inc		712	\$317	\$225,761	\$191,633	17.8%	\$212,743	\$120,018	94.2%	5	4
Horizon Community Learning Center Secondary	Maricopa	653	\$298	\$194,586	\$183,544	6.0%	\$254,636	\$274,907	130.9%	6	6
Hermosa Montessori Charter School	Pima	204	\$900	\$183,521	\$163,249	12.4%	\$183,521	\$143,242	100.0%	7	7
Keystone Montessori Charter School	Maricopa	170	\$1,002	\$170,279	\$131,287	29.7%	\$170,279	\$131,287	100.0%	8	15
Archway Classical Academy Scottsdale		428	\$359	\$153,688	\$186,023	-17.4%	\$153,688	\$186,023	100.0%	9	5
Scottsdale Preparatory Academy	Maricopa	427	\$357	\$152,380	\$133,968	13.7%	\$152,380	\$133,968	100.0%	10	11
Arizona School For The Arts	Maricopa	466	\$310	\$144,271	\$145,471	-0.8%	\$144,271	\$145,471	100.0%	11	8
Heritage Academy	Maricopa	568	\$239	\$135,859	\$134,300	1.2%	\$135,859	\$134,300	100.0%	12	10
Benjamin Franklin Charter School	Maricopa	441	\$306	\$134,850	\$131,515	2.5%	\$78,179	\$224,094	58.0%	13	14
Anthem Preparatory Academy	Maricopa	377	\$341	\$128,561	\$124,217	3.5%	\$128,561	\$124,217	100.0%	14	17
Veritas Preparatory Academy	Maricopa	317	\$359	\$113,805	\$124,929	-8.9%	\$113,805	\$124,929	100.0%	15	16
Villa Montessori Charter School	Maricopa	325	\$343	\$113,475	\$113,411	-1.7%	\$113,475	\$113,411	100.0%	16	18
Academy of Math and Science, Inc.	Maricopa	14	\$7,858	\$110,005	\$48,564	126.5%	\$110,005	\$48,564	100.0%	17	49
Glendale Preparatory Academy	Maricopa	274	\$360	\$98,538	\$136,232	-27.7%	\$98,538	\$136,232	100.0%	18	9
Desert Heights Charter Schools	Maricopa	958	\$103	\$98,298	\$94,210	4.3%	\$98,298	\$94,210	100.0%	19	25
Khalsa Family Services	Pima	216	\$450	\$97,158	\$95,953	1.3%	\$97,158	\$95,953	100.0%	20	22
Chandler Preparatory Academy	Maricopa	284	\$340	\$96,690	\$131,715	-26.6%	\$96,690	\$131,715	100.0%	21	13
Tempe Preparatory Academy	Maricopa	275	\$351	\$96,552	\$95,565	1.0%	\$96,552	\$95,565	100.0%	22	23
Archway Classical Academy Lincoln	Maricopa	260	\$361	\$93,840	\$83,108	12.9%	\$93,840	\$83,108	100.0%	23	31
Archway Classical Academy North Phoenix	Maricopa	267	\$346	\$92,388	\$104,874	-11.9%	\$92,388	\$10,874	100.0%	24	21
Northland Preparatory Academy	Coconino	312	\$296	\$92,265	\$90,043	2.5%	\$92,265	\$90,043	100.0%	25	28
Trivium Preparatory Academy	Maricopa	271	\$332	\$90,062	\$112,385	-19.9%	\$90,062	\$112,385	100.0%	26	19
Archway Classical Academy Veritas	Maricopa	244	\$355	\$86,673	\$105,242	-17.6%	\$86,673	\$105,242	100.0%	27	20
Arizona Agribusiness & Equine Center, Inc.	Maricopa	277	\$305	\$84,367	\$65,245	29.3%	\$39,994	\$84,012	47.4%	28	38
Heritage Academy Queen Creek	Maricopa	221	\$348	\$76,908	\$60,820	26.5%	\$76,908	\$60,820	100.0%	29	42
Arete Preparatory Academy	Maricopa	223	\$327	\$72,860	\$92,308	-21.1%	\$72,860	\$92,308	100.0%	30	26
Benchmark School, Inc.	Maricopa	92	\$784	\$72,089		100.0%	\$39,870		55.3%	31	298
Flagstaff Junior Academy	Coconino	310	\$230	\$71,190	\$47,803	48.9%	\$79,496	\$19,233	111.7%	32	50
Basis School - Chandler	Maricopa	231	\$300	\$69,200	\$86,972	-20.4%	\$285,135	\$54,106	412.0%	33	29
Cicero Preparatory Academy	Maricopa	208	\$323	\$67,208	\$80,636	-16.7%	\$67,208	\$80,636	100.0%	34	32
Academy of Mathematics and Science	Pima	15	\$4,458	\$66,874	\$77,109	-13.3%	\$66,874	\$58,031	100.0%	35	35
Archway Classical Academy Glendale	Maricopa	181	\$369	\$66,828	\$90,897	-26.5%	\$66,828	\$90,897	100.0%	36	27
Archway Classical Academy Chandler	Maricopa	207	\$318	\$65,736	\$80,486	-18.3%	\$65,736	\$80,486	100.0%	37	33
Math and Science Success Academy	Pima	16	\$3,962	\$63,388	\$43,132	47.0%	\$63,388	\$36,128	100.0%	38	57
Archway Classical Academy Trivium West	Maricopa	201	\$314	\$63,135	\$72,447	-12.9%	\$63,135	\$72,447	100.0%	39	37
Lincoln Preparatory Academy	Maricopa	189	\$331	\$62,548	\$63,899	-2.1%	\$62,548	\$63,899	100.0%	40	39
Archway Classical Academy Cicero	Maricopa	182	\$341	\$62,139	\$79,399	-21.7%	\$62,139	\$79,399	100.0%	41	34
Kingman Academy of Learning	Mohave	186	\$328	\$60,967	\$63,167	-3.5%	\$231,842	\$199,923	380.3%	42	40
Noah Webster Basic School-Mesa	Maricopa	281	\$215	\$60,473	\$43,021	40.6%	\$60,473	\$43,021	100.0%	43	58
Academy of Tucson, Inc.	Pima	224	\$265	\$59,418	\$33,275	78.6%	\$59,418	\$33,275	100.0%	44	71
Skyview School, Inc.	Yavapai	200	\$297	\$59,394	\$40,697	45.9%	\$33,479	\$26,183	56.4%	45	62
Tucson Country Day School	Pima	310	\$191	\$59,314	\$51,004	16.3%	\$68,679	\$56,050	115.8%	46	47
North Phoenix Preparatory Academy	Maricopa	181	\$324	\$58,676	\$73,703	-20.4%	\$58,676	\$73,703	100.0%	47	36
Archway Classical Academy Arete	Maricopa	175	\$329	\$57,616	\$62,061	-7.2%	\$57,616	\$62,061	100.0%	48	41
Allen-Cochran Enterprises, Inc.	Maricopa	185	\$301	\$55,761	\$56,177	-0.7%	\$54,719	\$64,715	98.1%	49	45
Maryvale Preparatory Academy	Maricopa	181	\$280	\$50,738	\$59,037	-14.1%	\$50,738	\$59,037	100.0%	50	43
Khalsa Montessori Elementary Schools	Maricopa	128	\$394	\$50,422	\$40,625	24.1%	\$34,376	\$36,845	68.2%	51	64
Legacy Traditional School - Northwest Tucson	Pima	27	\$1,836	\$49,580	\$43,350	14.4%	\$49,580	\$43,350	100.0%	52	56
Basis School - Phoenix	Maricopa	152	\$324	\$49,289	\$47,232	4.4%	\$173,621	\$74,792	352.3%	53	51
Basis School - Peoria	Maricopa	153	\$318	\$48,598	\$41,469	17.2%	\$157,180	\$71,777	323.4%	54	61
Horizon Community Learning Center Elementary	Maricopa	537	\$90	\$48,151	\$94,696	-49.2%	\$79,016	\$151,120	164.1%	55	24
Basis School - Scottsdale	Maricopa	136	\$347	\$47,202	\$57,343	-17.7%	\$310,751	\$105,832	658.3%	56	44
Mountain School, Inc.	Coconino	218	\$207	\$45,123	\$37,400	20.6%	\$45,123	\$37,400	100.0%	57	67
Basis School - Oro Valley	Pima	137	\$329	\$45,029	\$45,867	-1.8%	\$93,558	\$16,134	207.8%	58	53
Basis School - Prescott	Yavapai	143	\$309	\$44,224	\$55,469	-20.3%	\$86,794	\$63,102	196.3%	59	46
San Tan Montessori School	Maricopa	402	\$106	\$42,560		100.0%	\$42,560		100.0%	60	298
Odyssey Preparatory Academy, The	Maricopa	175	\$243	\$42,489	\$84,234	-49.6%	\$42,489	\$84,234	100.0%	61	30
University Public Schools - ASU Prep Academy - Polytechnic	Maricopa	177	\$221	\$39,112	\$24,329	60.8%	\$16,880	\$29,564	43.2%	62	87
Basis School - Tucson Primary	Pima	133	\$293	\$38,970	\$50,312	-22.5%	\$70,102	\$61,867	179.9%	63	48

APPENDIX II
2023 PUBLIC SCHOOL REPORT
BY CHARTER HOLDER

Charter Holder	County	Sum of Donors	Average Per Donor	2023 Dollars Received	2022 Dollars Received	% Change	2023 Dollars Spent	2022 Dollars Spent	% of \$ Spent	2023 Rank	2022 Rank
Archway Classical Academy Trivium	Maricopa	123	\$311	\$38,269	\$43,726	-12.5%	\$38,269	\$43,726	100.0%	64	55
Montessori Education Centre Charter School	Maricopa	123	\$306	\$37,621	\$41,550	-9.5%	\$34,657	\$36,107	92.1%	65	60
Choice Academies	Maricopa	196	\$189	\$37,136	\$42,333	-12.3%	\$52,230	\$57,497	140.6%	66	59
Mary Ellen Halvorson Education Foundation - Tri-City College Prep High School	Yavapai	124	\$297	\$36,881	\$26,966	36.8%	\$28,642	\$19,009	77.7%	67	81
Imagine Middle at East Mesa	Maricopa	139	\$264	\$36,734	\$26,340	39.5%	\$49,521	\$28,892	134.8%	68	83
Basis School - Flagstaff	Coconino	99	\$347	\$34,385	\$32,858	4.6%	\$153,679	\$48,775	446.9%	69	72
City Center for Collaborative Learning	Pima	129	\$252	\$32,449	\$46,560	-30.3%	\$32,262	\$51,885	99.4%	70	52
James Madison Preparatory School	Maricopa	103	\$310	\$31,945	\$39,325	-18.8%	\$31,945	\$39,325	100.0%	71	66
Arizona Autism Charter School, Inc.	Maricopa	145	\$219	\$31,748	\$40,119	-20.9%	\$102,803	\$21,508	323.8%	72	65
Heritage Academy Maricopa	Maricopa	138	\$230	\$31,683	\$21,268	49.0%	\$31,683	\$21,268	100.0%	73	94
Edkey - Pathfinder Academy		132	\$234	\$30,910	\$45,349	-31.8%	\$43,146	\$16,493	139.6%	74	54
Legacy Traditional Charter School - Chandler	Maricopa	97	\$317	\$30,702	\$23,341	31.5%	\$30,702	\$23,341	100.0%	75	91
Basis School - Tucson North	Pima	95	\$318	\$30,230	\$29,977	0.8%	\$103,410	\$47,983	342.1%	76	76
Ridgeline Academy, A Challenge Foundation Academy	Maricopa	72	\$403	\$28,986	\$26,290	10.3%	\$28,986	\$26,290	100.0%	77	84
Basis School - Peoria Primary	Maricopa	78	\$364	\$28,425	\$26,359	7.8%	\$46,244	\$42,160	162.7%	78	82
Sage Academy	Maricopa	117	\$242	\$28,306	\$32,619	-13.2%	\$96,295	\$1,908	340.2%	79	73
Florence Crittenton Services of Arizona	Maricopa	104	\$272	\$28,240	\$31,800	-11.2%	\$28,240	\$31,800	100.0%	80	74
Sedona Charter School	Yavapai	77	\$364	\$28,000		100.0%	\$28,000		100.0%	81	298
Basis School - Mesa	Maricopa	89	\$313	\$27,851	\$24,038	15.9%	\$133,486	\$35,824	479.3%	82	90
Basis School - Ahwatukee	Maricopa	84	\$329	\$27,603	\$35,083	-21.3%	\$123,854	\$69,162	448.7%	83	70
Leading Edge Academy	Maricopa	90	\$305	\$27,465	\$40,687	-32.5%	\$27,465	\$40,687	100.0%	84	63
Ball Charter Schools - Val Vista	Maricopa	122	\$223	\$27,181	\$13,013	108.9%	\$27,181	\$13,013	100.0%	85	114
Daisy Education - Sonoran Science Academy		107	\$249	\$26,610	\$25,683	3.6%	\$26,610	\$25,683	100.0%	86	85
Freedom Academy, Inc	Maricopa	70	\$376	\$26,350	\$10,256	156.9%	\$26,350	\$10,256	100.0%	87	127
Reid Traditional Schools' Valley Academy	Maricopa	106	\$244	\$25,900	\$21,655	19.6%	\$42,714	\$27,822	164.9%	88	93
Heritage Academy Laveen	Maricopa	111	\$226	\$25,082	\$13,655	83.7%	\$25,082	\$13,655	100.0%	89	111
Scottsdale Country Day School	Maricopa	73	\$341	\$24,899	\$27,331	-8.9%	\$25,665	\$25,042	103.1%	90	78
Candeo Schools	Maricopa	73	\$326	\$23,790	\$17,028	39.7%	\$23,790	\$17,028	100.0%	91	105
Basis School - Scottsdale Primary	Maricopa	67	\$334	\$22,373	\$24,204	-7.6%	\$60,185	\$74,725	269.0%	92	89
Challenge School, Inc.	Maricopa	132	\$169	\$22,338	\$17,775	25.7%	\$22,338	\$17,775	100.0%	93	102
Vista College Preparatory, Inc.	Maricopa	53	\$421	\$22,304	\$11,700	90.6%	\$18,236	\$11,700	81.8%	94	118
Masada Charter School	Mohave	65	\$339	\$22,024	\$14,097	56.2%	\$11,324	\$14,823	51.4%	95	110
Haven Montessori Children's House	Coconino	56	\$385	\$21,576	\$18,647	15.7%	\$20,144	\$17,000	93.4%	96	99
Basis School - Oro Valley Primary	Pima	67	\$318	\$21,310	\$27,801	-23.3%	\$33,526	\$31,592	157.3%	97	77
Integrated Education Foundation	Maricopa	110	\$192	\$21,097		100.0%	\$21,097		100.0%	98	298
Edison Project	Maricopa	413	\$51	\$21,009	\$20,185	4.1%	\$27,763	\$21,384	132.1%	99	96
Basis Charter Schools	Maricopa	65	\$314	\$20,430	\$24,249	-15.7%	\$40,534	\$40,749	198.4%	100	88
Daisy Education - Sonoran Science Academy, Tucson	Pima	79	\$251	\$19,858	\$22,379	-11.3%	\$19,858	\$22,379	100.0%	101	92
Success School	Maricopa	81	\$245	\$19,849	\$16,471	20.5%	\$19,849	\$16,471	100.0%	102	106
Noah Webster Basic School-Pima	Maricopa	85	\$226	\$19,224	\$24,520	-21.6%	\$19,224	\$24,520	100.0%	103	86
Basis School - Goodyear	Maricopa	60	\$314	\$18,862	\$35,377	-46.7%	\$178,188	\$26,547	944.7%	104	69
Mesa Arts Academy	Maricopa	52	\$362	\$18,838	\$17,994	4.7%	\$8,445	\$11,133	44.8%	105	101
Montessori Schoolhouse of Tucson, Inc.	Pima	55	\$325	\$17,900	\$17,100	4.7%	\$10,260	\$21,747	57.3%	106	103
Flagstaff Montessori, LLC	Coconino	56	\$317	\$17,735	\$12,150	46.0%	\$11,946	\$4,408	67.4%	107	115
Ball Charter Schools - Dobson	Maricopa	63	\$271	\$17,100	\$9,255	84.8%	\$17,100	\$9,255	100.0%	108	134
Basis School - Chandler Primary South Campus	Maricopa	56	\$299	\$16,746	\$27,277	-38.6%	\$59,462	\$195,444	355.1%	109	79
Challenger Basic School, Inc.	Maricopa	61	\$274	\$16,690	\$20,919	-20.2%	\$26,144	\$19,789	156.6%	110	95
Basis School - Scottsdale Primary - West Campus	Maricopa	45	\$363	\$16,350	\$30,083	-45.7%	\$44,533	\$36,999	272.4%	111	75
Legacy Traditional School - Surprise	Maricopa	90	\$181	\$16,323	\$13,014	25.4%	\$16,323	\$13,014	100.0%	112	113
Valley of the Sun Waldorf Education Association-Desert Marigold School	Maricopa	64	\$254	\$16,277	\$20,022	-18.7%	\$14,564	\$14,772	89.5%	113	97
Basis School - Chandler Primary North Campus	Maricopa	49	\$327	\$16,032	\$27,277	-41.2%	\$72,963	\$68,183	455.1%	114	79
University Public Schools - ASU Prep Academy - Phoenix		64	\$248	\$15,848	\$18,502	-14.3%	\$10,409	\$14,438	65.7%	115	100
Reid Traditional Schools' Painted Rock Academy	Maricopa	49	\$306	\$15,010	\$9,011	66.6%	\$15,240	\$14,844	101.5%	116	136
Little Lamb Community School	Maricopa	44	\$338	\$14,860		100.0%	\$14,860		100.0%	117	298
Metropolitan Arts Institute	Maricopa	46	\$323	\$14,850	\$8,975	65.5%	\$8,136	\$31,977	54.8%	118	137
Mohave Accelerated Learning Center	Mohave	52	\$282	\$14,650		100.0%	\$14,650		100.0%	119	298
Montessori Academy, Inc.	Maricopa	38	\$383	\$14,540		100.0%	\$14,540		100.0%	120	298
New School for the Arts	Maricopa	44	\$327	\$14,399	\$15	95893.3%	\$14,399	\$14,600	100.0%	121	297
Legacy Traditional School - Gilbert	Maricopa	44	\$320	\$14,061	\$15,112	-7.0%	\$14,061	\$15,112	100.0%	122	108
Telesis Center for Learning	Mohave	50	\$280	\$13,996	\$6,100	129.4%	\$13,996	\$6,100	100.0%	123	161
Academy Del Sol, Inc	Pima	35	\$390	\$13,643	\$17,100	-20.2%	\$13,643	\$17,100	100.0%	124	103
Casa Academy	Maricopa	29	\$467	\$13,547	\$10,050	34.8%	\$13,547	\$10,050	100.0%	125	129
Blue Adobe Project	Pima	39	\$333	\$12,994	\$9,925	30.9%	\$2,093	\$6,718	16.1%	126	130

APPENDIX II
2023 PUBLIC SCHOOL REPORT
BY CHARTER HOLDER

Charter Holder	County	Sum of Donors	Average Per Donor	2023 Dollars Received	2022 Dollars Received	% Change	2023 Dollars Spent	2022 Dollars Spent	% of \$ Spent	2023 Rank	2022 Rank
Legacy Traditional School - West Surprise	Maricopa	35	\$355	\$12,425	\$8,128	52.9%	\$12,425	\$8,128	100.0%	127	146
Legacy Traditional Charter School - Peoria	Maricopa	35	\$349	\$12,225	\$11,344	7.8%	\$12,225	\$11,344	100.0%	128	121
Pine Forest Education Association	Coconino	37	\$323	\$11,955	\$10,510	13.7%	\$7,139	\$15,585	59.7%	129	124
Santa Cruz Valley Opportunities in Education	Santa Cruz	42	\$283	\$11,801	\$11,801	0.6%	\$370	\$4,102	3.1%	130	117
Academy with Community Partners Inc	Maricopa	108	\$106	\$11,466	\$4,068	181.9%	\$11,466	\$4,068	100.0%	131	184
New Learning Ventures INC	Maricopa	28	\$400	\$11,207	\$2,601	330.9%	\$11,207	\$2,601	100.0%	132	202
Kaizen Education Foundation - Mission Heights Preparatory High School	Pinal	31	\$348	\$10,800	\$5,975	80.8%	\$1,600	\$3,050	14.8%	133	162
Franklin Phonetic Primary School, Inc.		28	\$383	\$10,721	\$19,062	-43.8%	\$10,721	\$25,842	100.0%	134	98
Country Gardens Charter Schools	Maricopa	37	\$281	\$10,405	\$8,475	22.8%	\$10,405	\$8,475	100.0%	135	142
Legacy Traditional School - Glendale	Maricopa	33	\$309	\$10,200	\$10,401	-1.9%	\$10,200	\$10,401	100.0%	136	125
Edge School, The	Pima	36	\$280	\$10,077	\$8,331	21.0%	\$2,044	\$12,409	20.3%	137	145
Nosotros Academy	Pima	34	\$290	\$9,845	\$11,550	-14.8%	\$9,845	\$11,550	100.0%	138	120
University Public Schools - ASU Preparatory Academy Digital	Maricopa	26	\$378	\$9,830	\$0	100.0%	\$7,957	\$375	80.9%	139	298
Legacy Traditional Charter School - Queen Creek	Maricopa	31	\$314	\$9,740	\$6,759	44.1%	\$9,740	\$6,759	100.0%	140	153
East Mesa Charter Elementary School	Maricopa	32	\$303	\$9,700	\$6,125	58.4%	\$4,200	\$0	43.3%	141	160
Bright Beginnings School	Maricopa	29	\$333	\$9,660	\$11,200	-13.8%	\$115,960	\$17,474	1200.4%	142	122
Ball Charter Schools - Hearn	Maricopa	33	\$292	\$9,623	\$5,575	72.6%	\$9,623	\$5,575	100.0%	143	169
Legacy Traditional School - East Mesa	Maricopa	27	\$355	\$9,592	\$8,855	8.3%	\$9,592	\$8,855	100.0%	144	139
The Grande Innovation Academy	Pinal	29	\$324	\$9,390	\$5,700	64.7%	\$9,390	\$5,700	100.0%	145	166
Carden of Tucson	Pima	26	\$358	\$9,312	\$4,100	127.1%	\$9,312	\$4,100	100.0%	146	183
Self Development Charter School	Maricopa	31	\$295	\$9,159	\$8,373	9.4%	\$9,159	\$8,373	100.0%	147	144
Blueprint Education	Maricopa	25	\$352	\$8,800	\$4,600	91.3%	\$8,800	\$4,600	100.0%	148	176
Basis School - Phoenix South	Maricopa	29	\$302	\$8,770	\$8,436	4.0%	\$9,334	\$30,292	106.4%	149	143
Empower College Prep	Maricopa	25	\$340	\$8,500	\$8,540	-0.5%	\$8,500	\$8,540	100.0%	150	141
Highland Free School	Pima	30	\$280	\$8,400	\$7,900	6.3%	\$650	\$3,250	7.7%	151	147
Arizona Community Development Corp	Pima	44	\$191	\$8,400	\$0	100.0%	\$8,400	\$0	100.0%	151	298
Compass Points International	Yavapai	21	\$398	\$8,367	\$7,690	8.8%	\$3,123	\$7,690	37.3%	153	149
Stepping Stones Academy	Maricopa	19	\$416	\$7,900	\$8,710	-9.3%	\$7,900	\$8,710	100.0%	154	140
Legacy Traditional Charter School - Casa Grande	Pinal	24	\$328	\$7,875	\$5,400	45.8%	\$7,875	\$5,400	100.0%	155	171
Kaizen Education Foundation - Havasu Preparatory Academy	Mohave	29	\$265	\$7,679	\$5,387	42.5%	\$1,407	\$0	18.3%	156	172
New World Educational Center	Maricopa	19	\$385	\$7,313	\$3,040	140.6%	\$102	\$4,527	1.4%	157	196
Bell Canyon Charter School, Inc.	Maricopa	27	\$269	\$7,264	\$3,210	126.3%	\$7,264	\$3,210	100.0%	158	194
Legacy Traditional Charter School - N Chandler	Maricopa	40	\$181	\$7,250	\$5,830	24.4%	\$7,250	\$5,830	100.0%	159	163
Arizona Language Preparatory	Maricopa	20	\$350	\$7,000	\$5,800	20.7%	\$13,286	\$37	189.8%	160	165
Desert Star Community School	Yavapai	14	\$494	\$6,911	\$7,820	-11.6%	\$6,911	\$7,820	100.0%	161	148
Science Technology Engineering and Math Arizona	Pima	37	\$184	\$6,821	\$1,050	549.6%	\$8,880	\$7,510	130.2%	162	245
American Leadership Academy North	Maricopa	23	\$295	\$6,795	\$5,489	23.8%	\$4,635	\$0	68.2%	163	170
Legacy Traditional School - Phoenix	Maricopa	23	\$291	\$6,684	\$5,672	17.8%	\$6,684	\$5,672	100.0%	164	168
Legacy Traditional School - Avondale	Maricopa	20	\$325	\$6,500	\$9,599	-32.3%	\$6,500	\$9,599	100.0%	165	133
Basis School - Phoenix Central	Maricopa	21	\$307	\$6,450	\$14,911	-56.7%	\$19,162	\$29,996	297.1%	166	109
American Heritage Academy	Yavapai	21	\$288	\$6,050	\$11,573	-47.7%	\$2,847	\$3,457	47.1%	167	119
Premier Prep Online Academy	Maricopa	19	\$316	\$6,000	\$6,000	100.0%	\$5,552	\$0	92.5%	168	298
Edkey - Arizona Conservatory for Arts & Academics	Maricopa	23	\$251	\$5,773	\$2,000	188.7%	\$8,115	\$0	140.6%	169	214
Young Scholar's Academy Charter School	Mohave	18	\$317	\$5,700	\$5,700	100.0%	\$1,273	\$0	22.3%	170	298
Great Expectations Academy	Pima	19	\$295	\$5,600	\$6,750	-17.0%	\$5,600	\$6,750	100.0%	171	154
Academy of Building Industries	Mohave	17	\$329	\$5,600	\$3,982	40.6%	\$5,600	\$3,982	100.0%	171	185
Kaizen Education Foundation - Gilbert Arts Public Charter Academy	Maricopa	28	\$190	\$5,325	\$7,624	-30.2%	\$1,018	\$5,217	19.1%	173	150
Happy Valley School, Inc	Maricopa	17	\$312	\$5,300	\$9,633	-45.0%	\$5,300	\$9,633	100.0%	174	132
Concordia Charter School, Inc.	Maricopa	13	\$396	\$5,150	\$5,200	-1.0%	\$5,150	\$5,200	100.0%	175	173
Liberty Leadership Academy	Yavapai	14	\$367	\$5,140	\$3,274	57.0%	\$5,140	\$3,274	100.0%	176	191
Pointe Educational Services	Maricopa	17	\$301	\$5,125	\$10,990	-53.4%	\$5,125	\$10,990	100.0%	177	123
American Leadership Academy South	Maricopa	17	\$300	\$5,096	\$6,400	-20.4%	\$2,837	\$0	55.7%	178	158
Daisy Education - Sonoran Science Academy, Peoria	Maricopa	19	\$267	\$5,073	\$7,574	-33.0%	\$5,073	\$7,574	100.0%	179	151
PORTABLE PRACTICAL EDUCATIONAL PREPARATION and INC. (PPEP and INC.)		23	\$219	\$5,029	\$6,502	-22.7%	\$8,894	\$1,901	176.9%	180	156
Legacy Traditional Charter School - Maricopa	Pinal	19	\$259	\$4,920	\$4,536	8.5%	\$4,920	\$4,536	100.0%	181	177
Madison Highland Prep	Maricopa	16	\$306	\$4,900	\$4,900	100.0%	\$4,900	\$0	100.0%	182	298
Edkey - Sequoia Ranch School	Maricopa	17	\$284	\$4,832	\$9,850	-50.9%	\$200	\$5,950	4.1%	183	131
Gem Charter School	Maricopa	12	\$400	\$4,800	\$600	700.0%	\$4,800	\$600	100.0%	184	264
Montessori Day Public Schools Chartered	Maricopa	41	\$117	\$4,800	\$6,631	-27.6%	\$4,800	\$6,631	100.0%	184	155
Presidio School - Tucson	Pima	16	\$297	\$4,754	\$11,849	-59.9%	\$4,797	\$6,407	100.9%	186	116
Kaizen Education Foundation - Liberty Arts Academy	Maricopa	26	\$179	\$4,650	\$5,680	-18.1%	\$5,511	\$18,367	118.5%	187	167
Desert Sky Community School	Pima	15	\$307	\$4,600	\$6,769	-32.0%	\$680	\$6,769	14.8%	188	152
Espiritu Community Development Corporation	Maricopa	8	\$555	\$4,438	\$910	387.7%	\$4,438	\$910	100.0%	189	250

APPENDIX II
2023 PUBLIC SCHOOL REPORT
BY CHARTER HOLDER

Charter Holder	County	Sum of Donors	Average Per Donor	2023 Dollars Received	2022 Dollars Received	% Change	2023 Dollars Spent	2022 Dollars Spent	% of \$ Spent	2023 Rank	2022 Rank
Leading Edge Academy Queen Creek	Maricopa	18	\$237	\$4,274	\$13,057	-67.3%	\$4,274	\$13,057	100.0%	190	112
Cochise Community Development Corporation	Cochise	12	\$349	\$4,190	\$5,827	-28.1%	\$4,190	\$5,827	100.0%	191	164
Crown Charter School, Inc.	Maricopa	20	\$200	\$4,000	\$6,250	-36.0%	\$4,000	\$6,250	100.0%	192	159
Highland Prep	Maricopa	13	\$300	\$3,900	\$3,400	14.7%	\$3,900	\$3,400	100.0%	193	189
Aprender Tucson	Pima	12	\$317	\$3,800	\$3,500	8.6%	\$3,800	\$3,500	100.0%	194	188
Desert Sage School	Pima	17	\$223	\$3,793		100.0%	\$2,153		56.8%	195	298
Cambridge Academy East, Inc	Maricopa	17	\$223	\$3,790	\$4,200	-9.8%	\$3,790	\$4,200	100.0%	196	180
Carpe Diem Collegiate High School	Yuma	10	\$360	\$3,600	\$400	800.0%	\$0	\$0	0.0%	197	270
Step Up Schools	Maricopa	18	\$198	\$3,555	\$1,900	87.1%	\$4,421	\$4,535	124.4%	198	218
Legacy Traditional Charter School - Deer Valley	Maricopa	10	\$350	\$3,501	\$3,000	16.7%	\$3,501	\$3,000	100.0%	199	197
The French American Academy of Arizona	Maricopa	9	\$379	\$3,412	\$9,215	-63.0%	\$0	\$17,100	0.0%	200	135
Patagonia Montessori Elementary School	Santa Cruz	11	\$304	\$3,340	\$2,200	51.8%	\$3,340	\$2,200	100.0%	201	210
Imagine Desert West Middle	Maricopa	11	\$295	\$3,250	\$800	306.3%	\$3,250	\$800	100.0%	202	253
Center for Academic Success	Cochise	18	\$178	\$3,200	\$2,716	17.8%	\$2,968	\$4,240	92.8%	203	201
Tucson International Academy, Inc.	Pima	13	\$246	\$3,200	\$3,245	-1.4%	\$4,327	\$2,642	135.2%	203	193
Glen Canyon Outdoor Academy	Coconino	8	\$400	\$3,200		100.0%	\$4,000		125.0%	203	298
Legacy Traditional Charter School - Laveen	Maricopa	13	\$242	\$3,150	\$3,000	5.0%	\$3,150	\$3,000	100.0%	206	197
Acorn Montessori Charter School	Yavapai	11	\$285	\$3,140	\$6,420	-51.1%	\$3,140	\$6,420	100.0%	207	157
CAFA - Learning Foundation and Performing Arts Gilbert	Maricopa	10	\$295	\$2,950	\$0	100.0%	\$2,950	\$0	100.0%	208	298
Destiny School, Inc.	Gila	10	\$291	\$2,910		100.0%	\$2,910		100.0%	209	298
Pathfinder Charter School Foundation	Maricopa	8	\$363	\$2,900	\$800	262.5%	\$2,900	\$800	100.0%	210	253
Desert Star Academy INC	Mohave	14	\$204	\$2,861		100.0%	\$2,861		100.0%	211	298
New Horizon School for the Performing Arts	Maricopa	12	\$238	\$2,850	\$650	338.5%	\$2,850	\$650	100.0%	212	261
American Charter Schools Foundation d.b.a Desert Hills High School	Maricopa	11	\$257	\$2,822	\$825	242.1%	\$0	\$0	0.0%	213	252
AZ Compass Schools	Maricopa	10	\$251	\$2,508	\$2,877	-12.8%	\$2,508	\$2,877	100.0%	214	200
Yuma Private Industry Council	Yuma	3	\$826	\$2,478		100.0%	\$793		32.0%	215	298
Legacy Traditional School - Mesa	Maricopa	7	\$343	\$2,400	\$4,200	-42.9%	\$2,400	\$4,200	100.0%	216	180
Prescott Valley Charter School	Yavapai	7	\$343	\$2,400	\$2,200	9.1%	\$2,400	\$2,200	100.0%	216	210
Highland Prep West	Maricopa	8	\$300	\$2,400		100.0%	\$2,400		100.0%	216	298
Discovery Plus Academy	Graham	4	\$594	\$2,377	\$4,254	-44.1%	\$5,874	\$1,565	247.1%	219	179
Leading Edge Academy Maricopa	Pinal	9	\$264	\$2,375	\$2,435	-2.5%	\$2,375	\$2,435	100.0%	220	206
Legacy Traditional School - East Tucson	Pima	7	\$329	\$2,300	\$3,200	-28.1%	\$2,300	\$3,200	100.0%	221	195
The Paideia Academies INC	Maricopa	10	\$220	\$2,200		100.0%	\$2,200		100.0%	222	298
Legacy Traditional School - San Tan	Maricopa	6	\$367	\$2,200		100.0%	\$2,200		100.0%	222	298
Tucson Youth Development - ACE Charter High School	Pima	7	\$314	\$2,200	\$1,200	83.3%	\$2,200	\$2,400	100.0%	222	239
StrengthBuilding Partners	Pima	6	\$346	\$2,075	\$2,000	3.8%	\$2,075	\$2,659	100.0%	225	214
Triumphant Learning Center	Graham	6	\$342	\$2,050	\$1,400	46.4%	\$915	\$720	44.6%	226	229
Mingus Springs Charter School	Yavapai	6	\$333	\$2,000	\$4,860	-58.8%	\$8,291	\$17,172	414.6%	227	174
Genesis Program INC	Maricopa	5	\$400	\$2,000		100.0%	\$614		30.7%	227	298
American Charter Schools Foundation d.b.a Alta Vista High School	Pima	6	\$325	\$1,952	\$800	144.0%	\$0	\$5,975	0.0%	229	253
Happy Valley School East	Pinal	6	\$317	\$1,900	\$1,689	12.5%	\$1,900	\$1,689	100.0%	230	224
Juniper Tree Academy	Yuma	7	\$267	\$1,871	\$3,380	-44.6%	\$0	\$563	0.0%	231	190
Accelerated Learning Center, Inc.	Maricopa	6	\$308	\$1,850		100.0%	\$1,850		100.0%	232	298
American Charter Schools Foundation d.b.a Apache Trail High School	Maricopa	7	\$258	\$1,807	\$1,650	9.5%	\$0	\$0	0.0%	233	225
Edkey - Sequoia Choice Schools		7	\$258	\$1,805	\$2,525	-28.5%	\$784	\$0	43.4%	234	205
Heartwood AZ	Maricopa	6	\$300	\$1,800		100.0%	\$1,800		100.0%	235	298
Calibre Academy	Maricopa	6	\$300	\$1,800	\$1,945	-7.5%	\$1,800	\$1,945	100.0%	235	216
Heritage Academy	Maricopa	6	\$287	\$1,720		100.0%	\$1,720		100.0%	237	298
Skyline Schools, Inc.	Maricopa	4	\$425	\$1,700	\$1,600	6.3%	\$1,400	\$1,600	82.4%	238	226
Self Development Academy-Phoenix	Maricopa	8	\$211	\$1,690	\$1,507	12.1%	\$1,690	\$1,507	100.0%	239	228
Edkey - Sequoia Charter School	Maricopa	5	\$320	\$1,600	\$2,200	-27.3%	\$1,119	\$0	69.9%	240	210
Excalibur Charter School	Maricopa	5	\$319	\$1,594	\$400	298.5%	\$1,594	\$400	100.0%	241	270
Ethos Academy-A Challenge Foundation Academy	Maricopa	5	\$300	\$1,500		100.0%	\$1,500		100.0%	242	298
Estrella Educational Foundation	Maricopa	4	\$338	\$1,350	\$0	100.0%	\$1,350	\$0	100.0%	243	298
Cornerstone Charter School	Maricopa	4	\$325	\$1,300	\$600	116.7%	\$930	\$819	71.6%	244	264
Camelback Education	Maricopa	3	\$400	\$1,200	\$1,600	-25.0%	\$1,200	\$1,600	100.0%	245	226
Mexicayotl Academy, Inc.		4	\$300	\$1,200	\$1,772	-32.3%	\$375	\$13	31.3%	245	223
Mohave Accelerated Elementary School	Mohave	5	\$240	\$1,200		100.0%	\$1,200		100.0%	245	298
Scholars Academy Sunnyslope	Maricopa	3	\$400	\$1,200		100.0%	\$1,200		100.0%	245	298
Career Development, Inc.	Navajo	4	\$300	\$1,200	\$0	100.0%	\$1,200	\$486	100.0%	245	298
Synergy Public School	Maricopa	6	\$200	\$1,200		100.0%	\$1,099		91.6%	245	298
Educational Options Foundation	Maricopa	3	\$400	\$1,200	\$0	100.0%	\$1,200	\$0	100.0%	245	298
A+Charter Schools	Pinal	7	\$146	\$1,025	\$1,860	-44.9%	\$1,025	\$1,860	100.0%	252	219

APPENDIX II
2023 PUBLIC SCHOOL REPORT
BY CHARTER HOLDER

Charter Holder	County	Sum of Donors	Average Per Donor	2023 Dollars Received	2022 Dollars Received	% Change	2023 Dollars Spent	2022 Dollars Spent	% of \$ Spent	2023 Rank	2022 Rank
Arizona Montessori Charter School at Anthem	Maricopa	3	\$333	\$1,000	\$35,825	-97.2%	\$0	\$3,414	0.0%	253	68
EAGLE South Mountain Charter	Maricopa	3	\$333	\$1,000	\$3,000	-66.7%	\$1,000	\$3,000	100.0%	253	197
CAFA - Learning Foundation Performing Arts School	Maricopa	3	\$333	\$1,000	\$0	100.0%	\$1,000	\$0	100.0%	253	298
Painted Pony Ranch Charter School	Yavapai	3	\$333	\$1,000		100.0%	\$1,000		100.0%	253	298
Ha:San Education Services	Pima	3	\$333	\$1,000	\$1,800	-44.4%	\$1,000	\$2,432	100.0%	253	220
Liberty Traditional Charter School		5	\$200	\$1,000		100.0%	\$1,000		100.0%	253	298
Milestones Charter School	Maricopa	3	\$317	\$950	\$1,800	-47.2%	\$950	\$1,800	100.0%	259	220
South Valley Academy, Inc.	Maricopa	4	\$230	\$919	\$1,200	-23.4%	\$919	\$1,200	100.0%	260	239
Pensar Academy	Maricopa	5	\$180	\$900	\$1,100	-18.2%	\$900	\$1,100	100.0%	261	244
Harvest Power Community Development Group, Inc		4	\$206	\$825	\$880	-6.3%	\$825	\$880	100.0%	262	251
American Charter Schools Foundation (West Phoenix High School)	Maricopa	2	\$400	\$800	\$0	100.0%	\$0	\$0	0.0%	263	298
Mountain Rose Academy, Inc.	Pima	2	\$400	\$800	\$400	100.0%	\$899	\$301	112.3%	263	270
American Basic Schools	Maricopa	2	\$400	\$800	\$800	0.0%	\$800	\$800	100.0%	263	253
Eastpointe High School	Pima	2	\$400	\$800	\$660	21.2%	\$800	\$660	100.0%	263	260
Pan-American Elementary Charter	Maricopa	2	\$400	\$800	\$400	100.0%	\$800	\$400	100.0%	263	270
CPLC Community Schools-Toltecalt High School	Pima	3	\$267	\$800	\$4,280	-81.3%	\$800	\$4,280	100.0%	263	178
American Charter Schools Foundation d.b.a Estrella High School	Maricopa	3	\$267	\$800	\$200	300.0%	\$0	\$0	0.0%	263	284
Imagine Charter Elementary at Desert West	Maricopa	2	\$380	\$760	\$400	90.0%	\$0	\$400	0.0%	270	270
Pima Prevention Partnership - Pima Partnership Academy	Pima	2	\$350	\$700	\$0	100.0%	\$700	\$0	100.0%	271	298
Edkey - Sequoia Pathway Academy	Maricopa	2	\$350	\$700	\$1,400	-50.0%	\$0	\$1,100	0.0%	271	229
Vector School District - Vector Prep and Arts Academy	Maricopa	3	\$215	\$646	\$3,754	-82.8%	\$646	\$3,754	100.0%	273	186
American Charter Schools Foundation d.b.a Crestview College Preparatory	Maricopa	2	\$300	\$600	\$200	200.0%	\$0	\$0	0.0%	274	284
Research Based Education - Paulden Community School	Maricopa	3	\$200	\$600	\$1,400	-57.1%	\$2,874	\$1,181	479.1%	274	229
Imagine Avondale Elementary	Maricopa	3	\$200	\$600	\$1,400	-57.1%	\$600	\$1,400	100.0%	274	229
Edkey - Sequoia Village School	Navajo	2	\$300	\$600	\$1,250	-52.0%	\$3,759	\$1,435	626.4%	274	237
Legacy Education Group	Maricopa	2	\$300	\$600	\$400	50.0%	\$600	\$400	100.0%	274	270
PLC Charter Schools	Maricopa	3	\$200	\$600	\$2,215	-72.9%	\$19,950	\$17,891	3325.0%	274	209
Career Success Schools	Maricopa	3	\$200	\$600	\$600	0.0%	\$123	\$1,731	20.5%	274	264
Edkey - Sequoia School for the Deaf and Hard of Hearing		2	\$300	\$600	\$1,200	-50.0%	\$258	\$0	43.0%	274	239
Acclaim Charter School	Maricopa	3	\$200	\$600	\$1,000	-40.0%	\$348	\$450	58.0%	274	247
American Charter Schools Foundation (Sun Valley High School)	Maricopa	2	\$300	\$600	\$1,800	-66.7%	\$1,011	\$757	168.5%	274	220
West Gilbert Charter Elementary School	Maricopa	5	\$112	\$560	\$1,210	-53.7%	\$560	\$1,210	100.0%	284	238
EAGLE College Prep Harmony	Maricopa	2	\$275	\$550	\$400	37.5%	\$550	\$400	100.0%	285	270
Pima Prevention Partnership - Pima Partnership School	Pima	3	\$183	\$550	\$1,200	-54.2%	\$550	\$1,200	100.0%	285	239
Kaizen Education Foundation - South Pointe Elementary School	Maricopa	4	\$138	\$550	\$1,930	-71.5%	\$0	\$0	0.0%	285	217
Challenge Foundation Academies of Arizona, Inc.	Maricopa	2	\$263	\$525		100.0%	\$525		100.0%	288	298
Kaizen Education Foundation	Maricopa	1	\$400	\$400	\$1,310	-69.5%	\$800	\$800	200.0%	289	236
West Valley Arts and Technology Academy	Maricopa	1	\$400	\$400		100.0%	\$0		0.0%	289	298
Kaizen Education Foundation - Skyview High School	Pima	1	\$400	\$400	\$1,050	-61.9%	\$0	\$0	0.0%	289	245
North Star Charter School Inc.	Maricopa	1	\$400	\$400	\$0	100.0%	\$0	\$0	0.0%	289	298
American Charter Schools Foundation d.b.a South Ridge High School	Maricopa	1	\$400	\$400	\$1,200	-66.7%	\$0	\$0	0.0%	289	239
Imagine Charter Elementary at Camelback	Maricopa	2	\$200	\$400		100.0%	\$400		100.0%	289	298
Daisy Education - Sonoran Science Academy, Phoenix	Maricopa	1	\$400	\$400	\$1,375	-70.9%	\$400	\$1,375	100.0%	289	235
Kaizen Education Foundation - El Dorado High School	Maricopa	2	\$200	\$400	\$800	-50.0%	\$0	\$0	0.0%	289	253
Kaizen Educaton Foundation - Discover U Elementary	Maricopa	2	\$186	\$371	\$965	-61.6%	\$0	\$0	0.0%	297	249
Kaizen Education Foundation - Advance U	Maricopa	1	\$250	\$250	\$97	157.7%	\$0	\$142	0.0%	298	295
SC Jensen Corporation - Intelli-School	Maricopa	1	\$250	\$250	\$200	25.0%	\$0	\$0	0.0%	298	284
Phoenix School of Academic Excellence	Maricopa	1	\$240	\$240	\$570	-57.9%	\$20,082	\$10,837	8367.4%	300	267
Skyline Gila River Schools	Maricopa	1	\$200	\$200	\$2,600	-92.3%	\$200	\$2,600	100.0%	301	203
Basis School - Goodyear Primary	Maricopa	1	\$200	\$200	\$2,276	-91.2%	\$26,833	\$42,632	13416.3%	301	208
Cortez Park Charter Middle School	Maricopa	1	\$200	\$200	\$0	100.0%	\$200	\$0	100.0%	301	298
Portable Practical Education Preparation, Arizona Virtual Academy	Maricopa	1	\$200	\$200		100.0%	\$1,289		644.5%	301	298
Victory Collegiate Academy Corporation	Maricopa	1	\$200	\$200	\$200	0.0%	\$200	\$200	100.0%	301	284
Premier Charter High School	Maricopa	1	\$200	\$200	\$200	0.0%	\$200	\$200	100.0%	301	284
South Phoenix Academy, Inc.	Maricopa	1	\$200	\$200	\$1,000	-80.0%	\$200	\$1,000	100.0%	301	247
EAGLE College Prep Mesa, LLC	Maricopa	1	\$200	\$200	\$0	100.0%	\$200	\$0	100.0%	301	298
E-Institute Charter Schools	Maricopa	1	\$200	\$200	\$500	-60.0%	\$200	\$500	100.0%	301	268
New School for the Arts Middle School	Maricopa	1	\$200	\$200	\$0	100.0%	\$200	\$0	100.0%	301	298
Desert Rose Academy	Pima	1	\$200	\$200	\$200	0.0%	\$200	\$200	100.0%	301	284
CPLC Community Schools-Hiaki High School	Pima	1	\$200	\$200	\$2,150	-90.7%	\$200	\$2,150	100.0%	301	213
Pillar Charter School	Maricopa	1	\$130	\$130	\$110	18.2%	\$0	\$0	0.0%	313	293
American Charter Schools Foundation d.b.a Peoria Accelerated High School	Maricopa	1	\$100	\$100	\$245	-59.2%	\$0	\$0	0.0%	314	283
Kaizen Education Foundation - Summit High School	Maricopa	0	\$0	\$0	\$0	0.0%	\$0	\$0	0.0%	315	298

APPENDIX II
2023 PUBLIC SCHOOL REPORT
BY CHARTER HOLDER

Charter Holder	County	Sum of Donors	Average Per Donor	2023 Dollars Received	2022 Dollars Received	% Change	2023 Dollars Spent	2022 Dollars Spent	% of \$ Spent	2023 Rank	2022 Rank
Midtown Primary School	Maricopa		\$0		\$3,250	-100.0%		\$1,298	0.0%	315	192
Southern Arizona Community Academy		0	\$0	\$0	\$0	0.0%	\$0	\$0	0.0%	315	298
Pinnacle Education - WMCB	Maricopa	0	\$0	\$0	\$0	0.0%	\$0	\$0	0.0%	315	298
Southgate Academy	Pima		\$0		\$100	-100.0%		\$100	0.0%	315	294
Avondale Learning dba Precision Academy	Maricopa	0	\$0	\$0	\$0	0.0%	\$0	\$0	0.0%	315	298
Legacy Traditional School - Goodyear	Maricopa	0	\$0	\$0	\$0	0.0%	\$0	\$0	0.0%	315	298
Edkey - Redwood Academy	Maricopa	0	\$0	\$0	\$400	-100.0%	\$151	\$3,255	0.0%	315	270
All Aboard Charter School	Maricopa	0	\$0		\$400	-100.0%		\$8,524	0.0%	315	270
Imagine Middle at Surprise	Maricopa		\$0		\$8,927	-100.0%		\$8,927	0.0%	315	138
Satori, Inc.	Pima		\$0		\$10,210	-100.0%		\$22,394	0.0%	315	128
Imagine Preparatory Coolidge	Pinal		\$0		\$0	0.0%		\$0	0.0%	315	298
University Public Schools - ASU Preparatory Academy	Maricopa	0	\$0			0.0%			0.0%	315	298
Imagine Preparatory Superstition	Maricopa		\$0		\$4,845	-100.0%		\$4,845	0.0%	315	175
Portable Practical Education Preparation	Maricopa	0	\$0	\$0		0.0%	\$0		0.0%	315	298
Imagine Preparatory Surprise	Maricopa		\$0		\$16,452	-100.0%		\$16,452	0.0%	315	107
West Gilbert Charter Middle School	Maricopa		\$0		\$0	0.0%		\$0	0.0%	315	298
Arizona Call-A-Teen Youth Resources	Maricopa		\$0			0.0%			0.0%	315	298
Ombudsman Educational Services			\$0			0.0%			0.0%	315	298
Imagine Camelback Middle	Maricopa	0	\$0	\$0		0.0%	\$0		0.0%	315	298
Pinnacle Education - Kino	Santa Cruz	0	\$0	\$0	\$0	0.0%	\$0	\$0	0.0%	315	298
Western School of Science and Technology - A Challenge Foundation AC	Maricopa		\$0			0.0%			0.0%	315	298
Educational Impact	Pima		\$0			0.0%			0.0%	315	298
Imagine Superstition Middle	Maricopa		\$0		\$0	0.0%		\$0	0.0%	315	298
Foothills Academy	Maricopa		\$0			0.0%			0.0%	315	298
Institute for Transformative Education	Pima	0	\$0	\$0	\$2,420	-100.0%	\$0	\$1,839	0.0%	315	207
AIBT Non-Profit Charter High School, Inc.	Maricopa	0	\$0	\$0	\$0	0.0%	\$0	\$0	0.0%	315	298
Phoenix Advantage Charter School	Maricopa		\$0			0.0%			0.0%	315	298
Pinnacle Education - Casa Grande	Pinal	0	\$0	\$0	\$0	0.0%	\$0	\$0	0.0%	315	298
Maricopa Community College District - Gateway Early College HS	Maricopa		\$0			0.0%			0.0%	315	298
Kaizen Education Foundation - Vista Grove Preparatory Academy Elementary	Maricopa	0	\$0	\$0	\$500	-100.0%	\$0	\$1,997	0.0%	315	268
EAGLE College Prep Maryvale, LLC	Maricopa	0	\$0	\$0	\$200	-100.0%	\$0	\$200	0.0%	315	284
Think Through Academy	Maricopa		\$0		\$0	0.0%		\$0	0.0%	315	298
Vista Charter School	Maricopa	0	\$0	\$0	\$0	0.0%	\$0	\$0	0.0%	315	298
American Charter Schools Foundation d.b.a South Pointe High School	Maricopa	0	\$0	\$0	\$200	-100.0%	\$0	\$0	0.0%	315	284
Maricopa Community College District - Phoenix College Preparatory Academy	Maricopa		\$0			0.0%			0.0%	315	298
Legacy Traditional School - North Phoenix	Maricopa	0	\$0	\$0	\$0	0.0%	\$0	\$0	0.0%	315	298
Intelli-School - Paradise Valley	Maricopa	0	\$0	\$0	\$0	0.0%	\$0	\$0	0.0%	315	298
Employ-Ability Unlimited	Maricopa		\$0			0.0%			0.0%	315	298
Espiritu Schools	Maricopa	0	\$0	\$0	\$0	0.0%	\$0	\$0	0.0%	315	298
Omega Alpha Academy	Cochise	0	\$0	\$0	\$400	-100.0%	\$0	\$377	0.0%	315	270
International Commerce Secondary Schools	Maricopa	0	\$0	\$0	\$0	0.0%	\$0	\$0	0.0%	315	298
PACE Preparatory Academy	Yavapai	0	\$0	\$0	\$1,400	-100.0%	\$0	\$1,400	0.0%	315	229
Accelerated Elementary and Secondary Schools	Pima		\$0		\$4,150	-100.0%		\$4,150	0.0%	315	182
Tucson Preparatory School	Pima		\$0			0.0%			0.0%	315	298
Pima Rose Academy	Pima	0	\$0	\$0	\$0	0.0%	\$0	\$0	0.0%	315	298
Park View School	Yavapai		\$0			0.0%			0.0%	315	298
George Gervin Youth Center, Inc	Maricopa		\$0			0.0%			0.0%	315	298
Prescott Preparatory Academy	Yavapai	0	\$0	\$0	\$0	0.0%	\$0	\$0	0.0%	315	298
Griffin Foundation, Inc. The	Pima	0	\$0	\$0	\$0	0.0%	\$0	\$0	0.0%	315	298
Ed Ahead, Inc.	Pima		\$0			0.0%			0.0%	315	298
Arizona Connections Academy Charter School	Maricopa	0	\$0	\$0	\$0	0.0%	\$0	\$0	0.0%	315	298
Friendly House Academia del Pueblo	Maricopa		\$0			0.0%			0.0%	315	298
East Valley Academy	Maricopa		\$0			0.0%			0.0%	315	298
The Charter Foundation, Inc.			\$0			0.0%			0.0%	315	298
Deer Valley Charter Schools	Maricopa	0	\$0	\$0	\$0	0.0%	\$0	\$0	0.0%	315	298
Shonto Governing Board of Education	Navajo		\$0			0.0%			0.0%	315	298
Rosefield Charter Elementary School	Maricopa		\$0			0.0%			0.0%	315	298
Cholla Academy	Maricopa	0	\$0	\$0	\$650	-100.0%	\$0	\$650	0.0%	315	261
Humanities and Sciences Academy of the United States, Inc.	Maricopa	0	\$0	\$0	\$0	0.0%	\$0	\$0	0.0%	315	298
Kaizen Education Foundation - South Pointe Junior High School	Maricopa	0	\$0	\$0	\$0	0.0%	\$0	\$0	0.0%	315	298
Incito Schools	Maricopa	0	\$0	\$0	\$400	-100.0%	\$0	\$0	0.0%	315	270
Kaizen Education Foundation - Tempe Accelerated High School	Maricopa	0	\$0	\$0	\$0	0.0%	\$0	\$0	0.0%	315	298
James Sandoval Preparatory High School	Maricopa	0	\$0	\$0	\$0	0.0%	\$0	\$0	0.0%	315	298

APPENDIX II
2023 PUBLIC SCHOOL REPORT
BY CHARTER HOLDER

Charter Holder	County	Sum of Donors	Average Per Donor	2023 Dollars Received	2022 Dollars Received	% Change	2023 Dollars Spent	2022 Dollars Spent	% of \$ Spent	2023 Rank	2022 Rank
Imagine Coolidge Elementary	Pinal		\$0		\$0	0.0%		\$0	0.0%	315	298
Kaizen Education Foundation - Vista Grove Preparatory Academy Middle School	Maricopa	0	\$0	\$0	\$20	-100.0%	\$0	\$370	0.0%	315	296
Hirsch Academy A Challenge Foundation Academy	Maricopa		\$0			0.0%			0.0%	315	298
Pima Prevention Partnership - Performing Arts High School	Pima	0	\$0	\$0	\$0	0.0%	\$0	\$0	0.0%	315	298
Imagine Avondale Middle	Maricopa	0	\$0	\$0	\$800	-100.0%	\$0	\$800	0.0%	315	253
Arizona Education Solutions	Maricopa	0	\$0	\$0	\$0	0.0%	\$0	\$0	0.0%	315	298
PAS Charter School, Intelli-School	Maricopa	0	\$0	\$0	\$0	0.0%	\$0	\$0	0.0%	315	298
Mt Turnbull Academy	Graham		\$0		\$0	0.0%		\$0	0.0%	315	298
Akimel O'Otham Pee Posh Charter School	Pinal	0	\$0	\$0		0.0%	\$0		0.0%	315	298
Phoenix International Academy	Maricopa	0	\$0	\$0	\$0	0.0%	\$0	\$0	0.0%	315	298
Salt River Pima-Maricopa Community Schools	Maricopa		\$0		\$400	-100.0%		\$0	0.0%	315	270
Victory High School	Maricopa		\$0			0.0%			0.0%	315	298
Fit Kids - Champion Schools	Maricopa	0	\$0	\$0	\$625	-100.0%	\$0	\$625	0.0%	315	263
Freedom Prep Academy	Maricopa	0	\$0	\$0	\$0	0.0%	\$0	\$0	0.0%	315	298
Flagstaff Arts and Leadership Academy	Coconino		\$0			0.0%			0.0%	315	298
(blank)	(blank)		\$0			0.0%			0.0%	315	298
Morrison Education Group, Inc.	Maricopa	0	\$0	\$0	\$1,400	-100.0%	\$0	\$1,400	0.0%	315	229
GAR - Student Choice High School		0	\$0	\$0		0.0%	\$0		0.0%	315	298
Mountain Oak Charter School, Inc.	Yavapai		\$0		\$2,600	-100.0%		\$2,098	0.0%	315	203
Online School of Arizona	Maricopa	0	\$0	\$0	\$0	0.0%	\$0	\$0	0.0%	315	298
Arizona Collaborative Learning Partners INC	Maricopa	0	\$0	\$0		0.0%	\$0		0.0%	315	298
Copper State Academy	Maricopa		\$0		\$800	-100.0%		\$1,000	0.0%	315	253
La Tierra Community School	Yavapai		\$0		\$10,295	-100.0%		\$2,322	0.0%	315	126
Canyon Rose Academy	Pima	0	\$0	\$0	\$200	-100.0%	\$0	\$200	0.0%	315	284
Phoenix Education Management	Maricopa	0	\$0	\$0		0.0%	\$0		0.0%	315	298
Cobre Vallery Institute of Technology			\$0		\$400	-100.0%		\$4,906	0.0%	315	270
Painted Desert Demonstration Projects, Inc.	Coconino	0	\$0	\$0	\$3,750	-100.0%	\$0	\$3,750	0.0%	315	187
CAFA - Learning Foundation and Performing Arts Alta Mesa	Maricopa	0	\$0		\$0	0.0%		\$0	0.0%	315	298
Painted Desert Montessori, LLC	Maricopa		\$0			0.0%			0.0%	315	298
American Virtual Academy	Maricopa	0	\$0	\$0	\$0	0.0%	\$0	\$0	0.0%	315	298
Phoenix Collegiate Academy Elementary, LLC	Maricopa		\$0			0.0%			0.0%	315	298
Twenty First Century Charter School - Bennett Academy	Maricopa		\$0			0.0%			0.0%	315	298
Pima Prevention Partnership	Maricopa	0	\$0	\$0	\$0	0.0%	\$0	\$0	0.0%	315	298
AIBT Non-Profit Charter High School Phoenix	Maricopa	0	\$0	\$0	\$0	0.0%	\$0	\$0	0.0%	315	298
Kaizen Education Foundation - Maya High School	Maricopa	0	\$0	\$0	\$0	0.0%	\$0	\$0	0.0%	315	298
Liberty High School	Gila	0	\$0	\$0		0.0%	\$0		0.0%	315	298
Farm at Mission Montessori Academy, The	Maricopa	0	\$0	\$0	\$0	0.0%	\$0	\$0	0.0%	315	298
Montessori House	Maricopa		\$0			0.0%			0.0%	315	298

Note: Districts with no county listed have facilities in multiple counties.