



---

# PUBLIC SCHOOL REPORT

2024

---

ARIZONA DEPARTMENT OF REVENUE

PREPARED BY  
THE OFFICE OF ECONOMIC RESEARCH AND ANALYSIS

# CONTENTS

## PUBLIC SCHOOL REPORT YEAR 2024

<b>Fast Facts</b>	<b>03</b>
<b>Historical Contributions</b>	<b>04</b>
<b>Year Over Year Comparison</b>	<b>05</b>
<b>Totals for District and Charter Holders</b>	<b>06</b>
<b>District and Charter Holders: Data Ranges, Top Fifteen</b>	<b>07</b>
<b>Top Five Counties</b>	<b>08</b>
<b>Expenditures by Category</b>	<b>09</b>
<b>Top Twenty Schools within a District</b>	<b>10</b>
<b>Top Twenty Schools within a Charter Holder</b>	<b>11</b>
<b>Schools with no Reports</b>	<b>12</b>
<b>Report Information</b>	<b>13</b>
<b>Policy</b>	<b>14</b>
<b>Tables</b>	<b>15</b>
<b>Data Totals by District and Charter Holders</b>	<b>21</b>

2024

# FAST FACTS

**-2.7%**

**Decrease** in overall contributions. \$41.4 million in school contributions were received in 2024 and \$42.5 million were received in 2023.

**-2.1%**

**Decrease** in the amount spent over last year. \$46.8 million was spent in 2024 and \$47.8 million was spent in 2023. Charter holder schools and district schools spent more than received in 2024.

**\$219**

**Average** contributions per donor. Average donors contributions were \$200 for district schools and \$351 for charter schools.

**188,787**

**Total** donors contributed in 2024. 164,325 donors at district schools and 24,462 at charter schools.

# Historical Contributions: Charter and District Totals

*The average growth for historical contributions have increased at a rate of 5.0% since the year 2000. In 2024, contributions spent was more than money received.*

\$41.4 M

In Contributions

\$46.8 M

In Spending



Since 2010, there has been an average growth rate of 0.6% in contributions. Contributions have dropped slightly in 2018 and again in 2019. However, in 2020 there was a significant drop in contributions received with a -37.2% decrease in from the prior year. The contribution levels have not recovered since before the COVID-19 pandemic. In 2024, there was a -2.7% decrease in contributions compared to 2023.

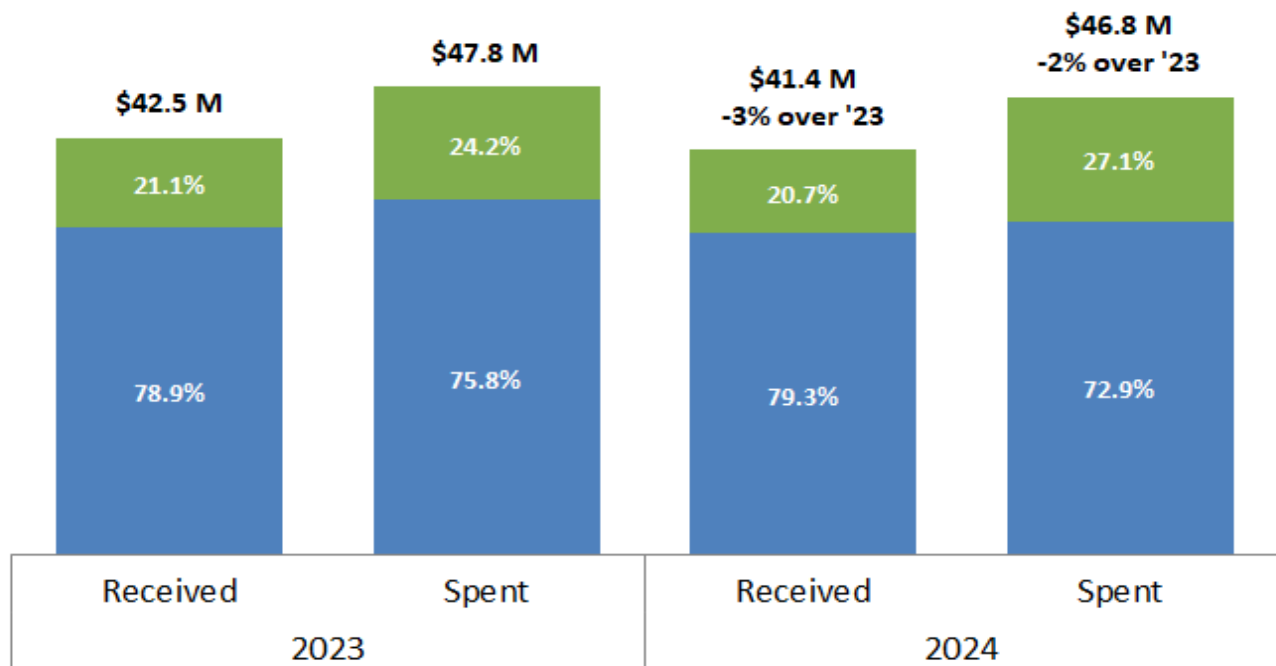
Both charter schools and district schools from 2015 to 2020 spent more than received. In 2020 there was a significant drop in money spent. Additionally, in 2022 there was a jump in the amount spent compared to 2021. Since 2021, spending has increased. However, in 2024 there was a -2.1% decrease in spending compared to 2023. Reference: Table 1 "Historical Contributions"

# TOTALS YEAR OVER YEAR

In 2024 the amount of contributions received decreased and the amount spent decreased from 2023

■ Charter Holders

■ School Districts



In 2024, the amount received was lower compared to the amount in 2023 in both the charter and public schools. Additionally, there was a decrease in spending for the public schools in 2024 compared to 2023.

- \$41,372,111 was reported received in fees or contributions from districts and charter schools ; this is -2.7% or \$1,137,147 less than in 2023.
- \$46,788,093 was reported as spent; this is -2.1% lower or \$1,016,642 less than in 2023.
- Schools within districts received 78.9% of the total contribution reported in 2023 and 79.3% of all contributions in 2024.
- Schools within a district spent 75.8% of total spending in 2023 and 72.9% of all spending in 2024.
- Schools within charter holders received 21.1% of all contributions in 2023 and 20.7% of all contributions in 2024.
- Schools within a charter holder spent 24.2% of total spending in 2023 and 27.1% of all spending in 2024.

# TOTALS BY CHARTER HOLDER AND BY DISTRICT

## RECEIVED CONTRIBUTIONS

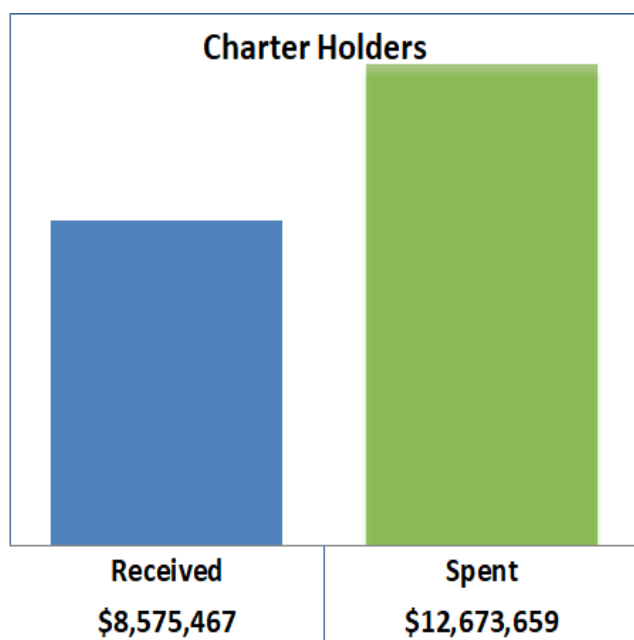
Charter schools	\$ 8,575,467
District Schools	\$32,796,644
<b>Total</b>	<b>\$ 41,372,111</b>

## SPENT CONTRIBUTIONS

Charter schools	\$12,673,659
District Schools	\$34,114,435
<b>Totals</b>	<b>\$ 46,788,093</b>

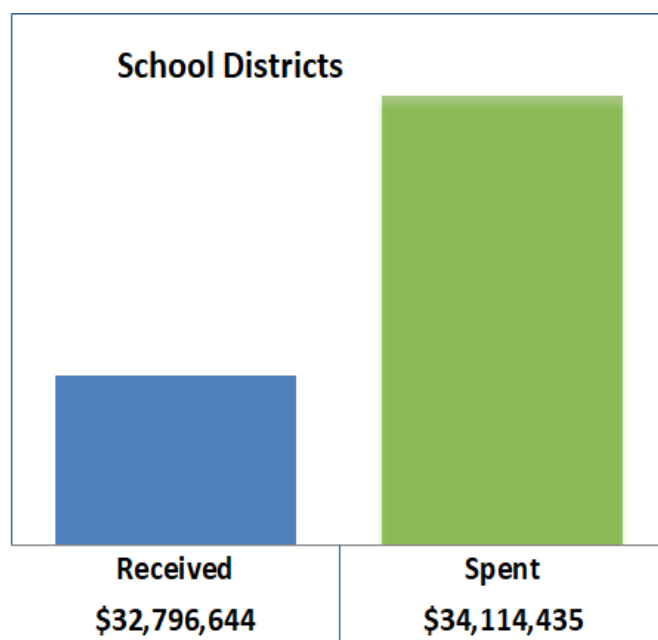
## CHARTER

Charter schools reported receiving \$8,575,467 from 24,462 donors and spending \$12,673,659 in 2024. This is an decrease of -\$381,162 (or -4.3%) over the \$8,956,629 in fees or cash contributions received in 2023. Spending increased by \$1,095,062 (or 9.5%) from 2023. The amount spent to dollars received was 147.8% .

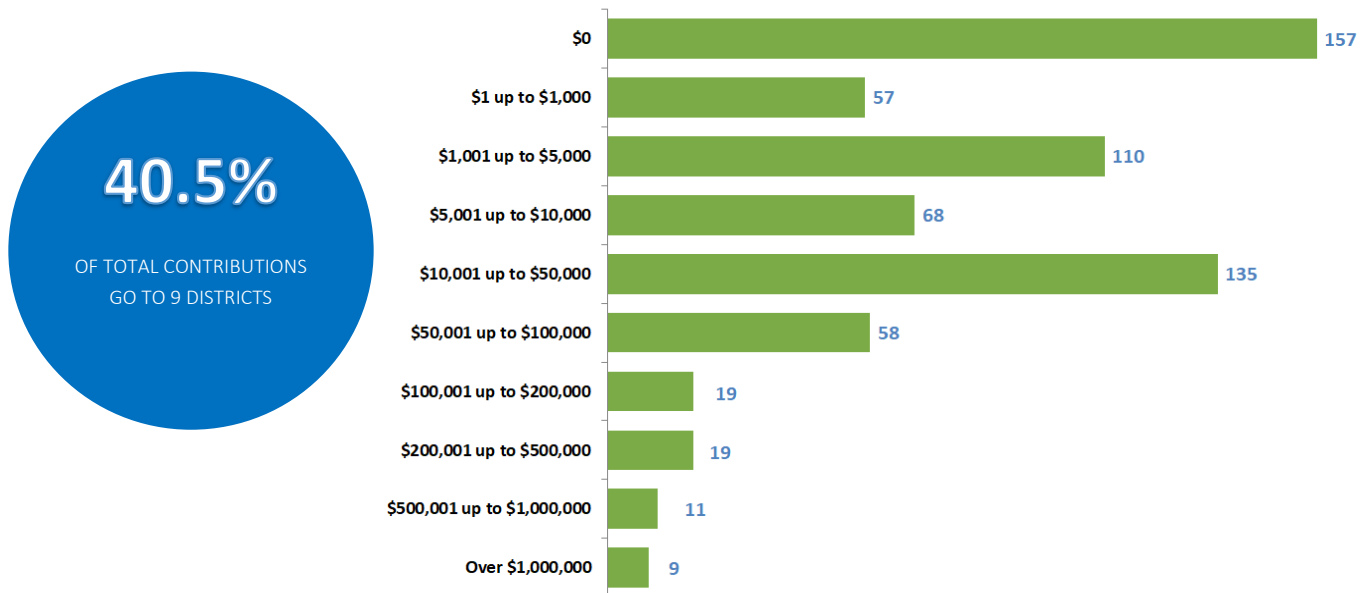


## DISTRICT

District schools reported receiving \$32,796,644 from 164,325 donors and spending \$34,114,435 in 2024. This is a decrease of -\$755,985 (or -2.3%) over the \$33,552,629 in fees or cash contributions received in 2023. Spending decreased by -\$2,111,704 (or -5.8%) from 2023. The amount spent to dollars received was 104.0% .

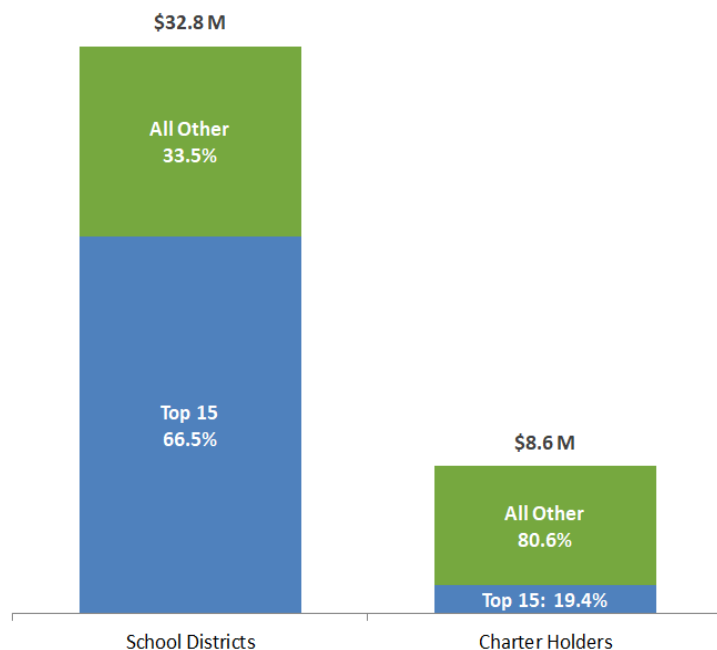


# DATA BY DISTRICT AND CHARTER HOLDERS



## NUMBER OF DISTRICTS OR HOLDERS WITHIN A RANGE

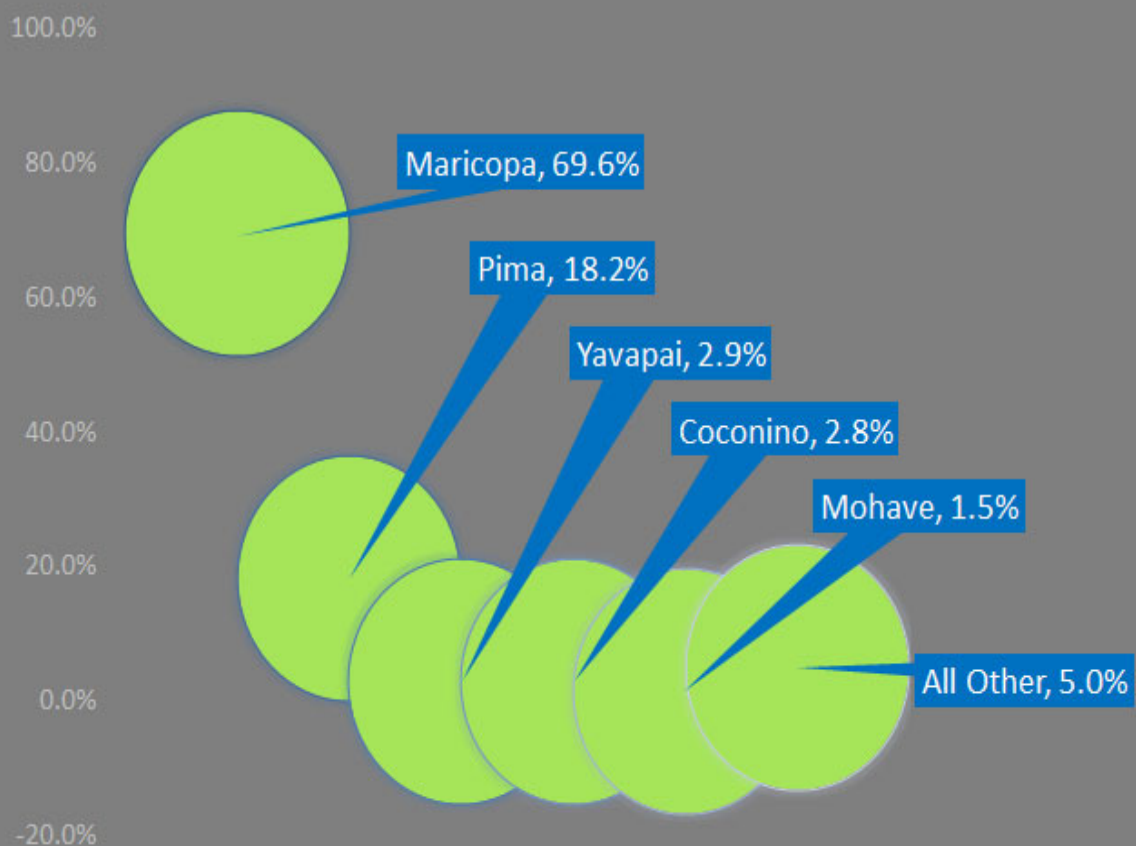
The chart above shows school districts or charter holders that are grouped within a particular dollar range. Nine districts and charter holders reported receiving over \$1 million for a total of \$16,755,531 or 40.5% of all contributions. Likewise, 370 of the 643 districts and charter holders (or 58%) reported receiving \$50,000 or less. *Reference: Table 2 "Range of Dollars Received"*



## THE TOP FIFTEEN

The top 15 reported districts accounted for 66.5% of all district contributions received. The top 15 charter holders reported received 19.4% of all charter contributions. Chandler USD (a district) received the highest amount of contributions in 2024 reporting \$2,608,819 (or 8.0%). Keystone Montessori (a charter holder) received the highest amount of contributions \$212,336 (or 2.5%) of the total. *Reference: Tables 3 and 4 "Top Fifteen District or Charter Holder"*

# TOP FIVE COUNTIES

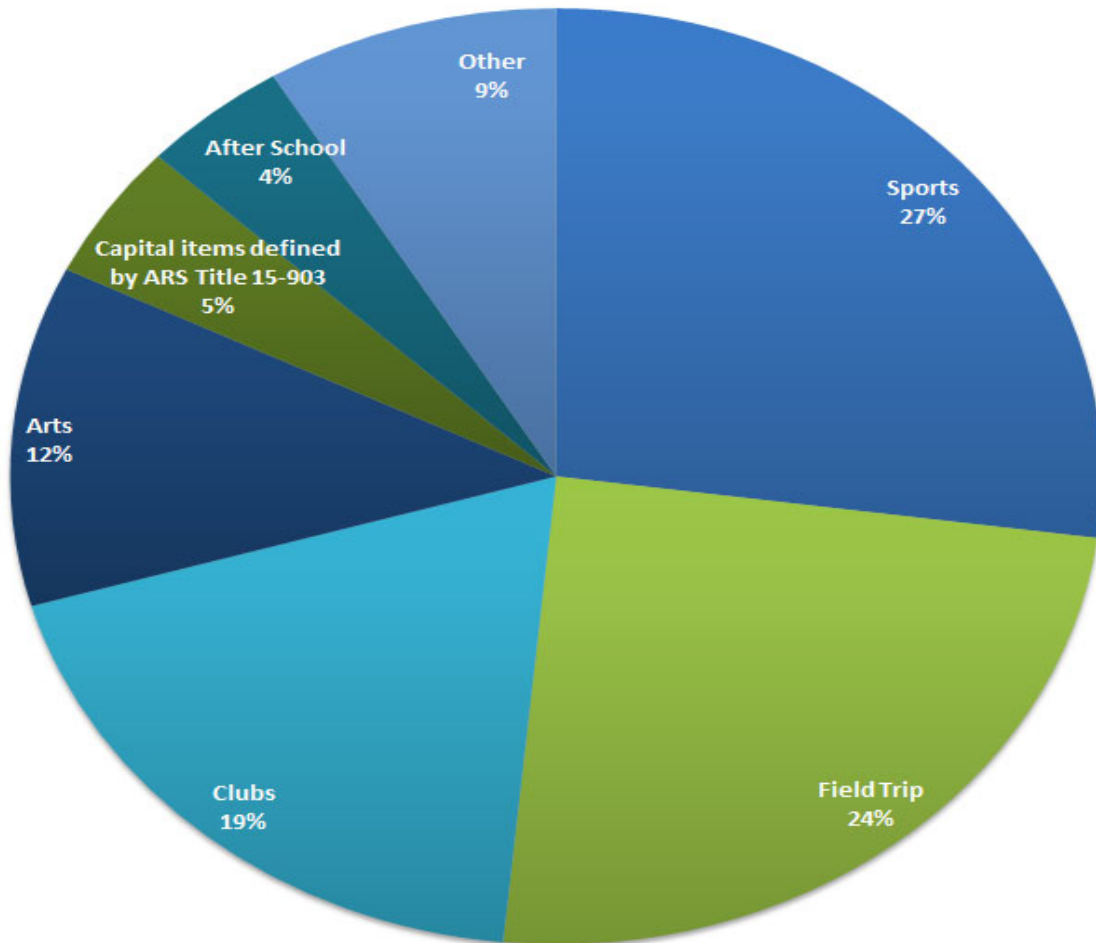


Maricopa County received \$28,792,152 (or 69.6%) from 133,813 donors in 2024; this is a 0.3% increase over 2023 contributions received. Maricopa County received an average of \$114 per donor. Pima County was the second highest receiving \$7,542,212 (or 18.2%) from 34,649 donors; this is a decrease of -7.8% over 2023. Pima received an average of \$112 per donor. All other counties not listed received a combined total of 12.2% of all contributions received.

*Reference: Table 5 "County Data"*



# 2024 EXPENDITURES BY CATEGORY

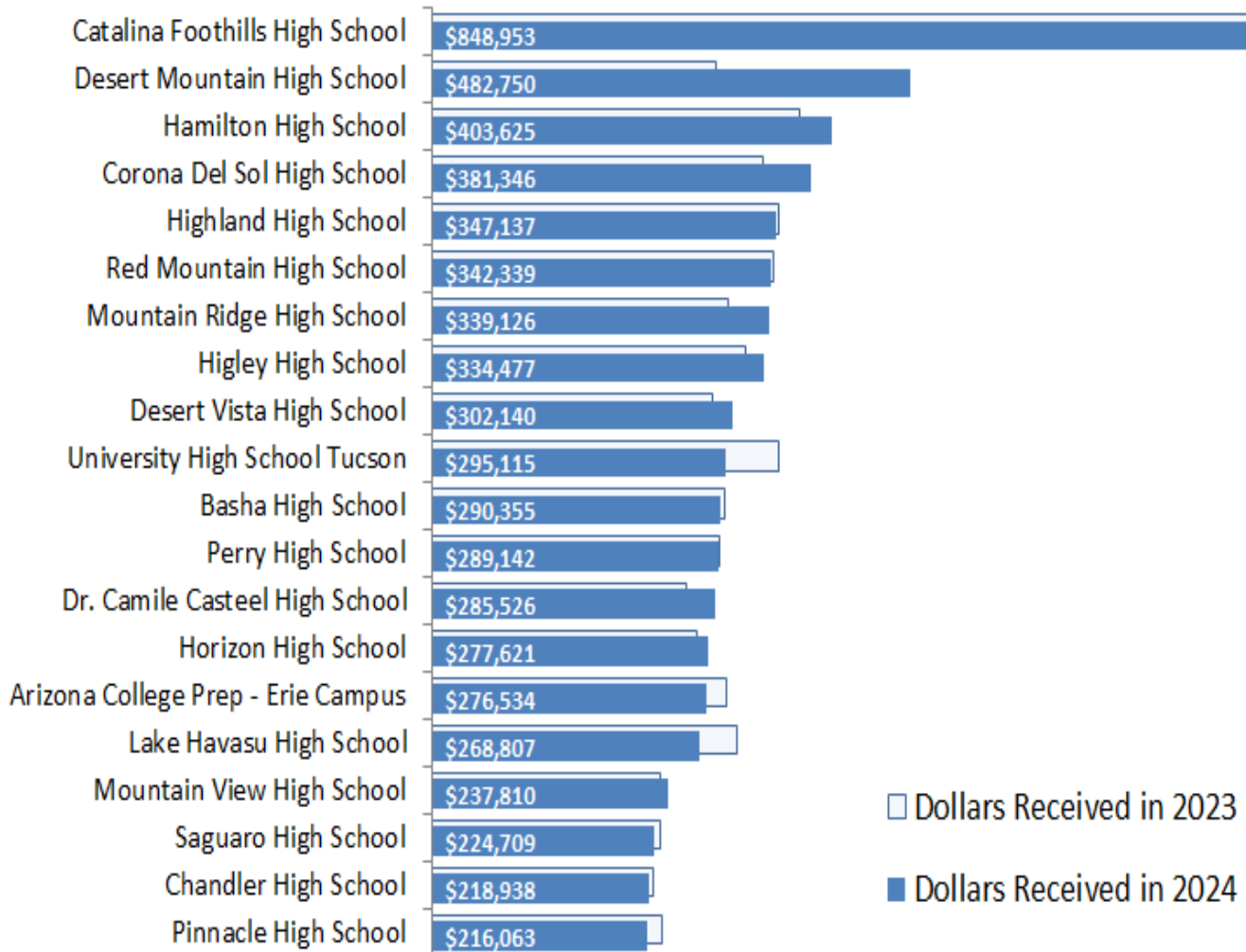


## 27.1%

The largest amount spent was on sports followed by filed trips. (A public school is required to report how tax credit money was spent by specific categories each year.)

*Reference: Table 6 Spending by Categories*

# TOP TWENTY SCHOOLS WITHIN A DISTRICT

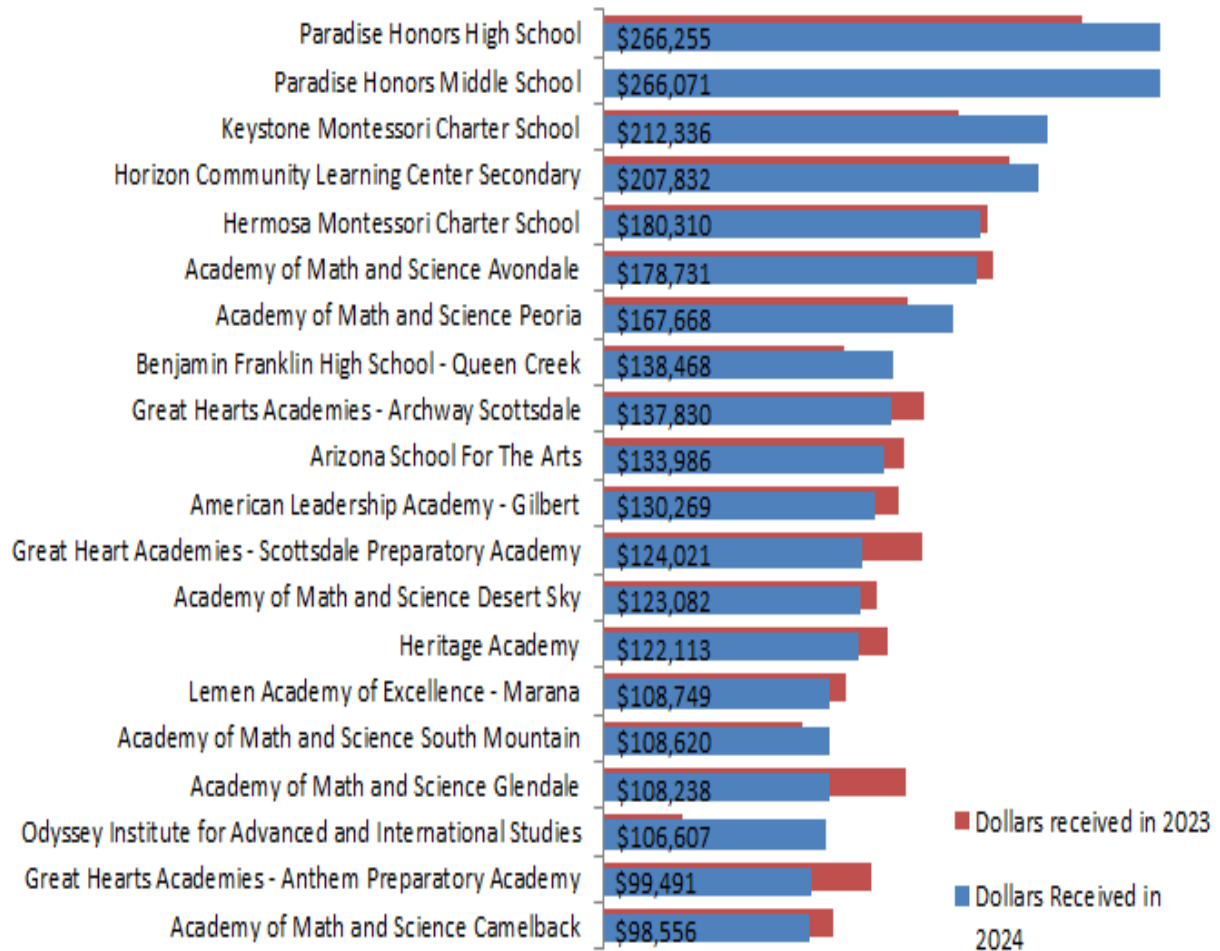


20.3%

The top 20 schools within a district received 20.3% of the total contributions received by district schools. The school with the highest contributions received was Catalina Foothills High School in the Catalina Foothills Unified School District receiving \$848,953 in contributions. Desert Mountain Highschool located in Scottsdale, was the second highest receiving \$482,750 in contributions.

Reference: Table 7 "Top 20 District Schools"

# TOP TWENTY SCHOOLS WITHIN A CHARTER HOLDER



**35.2 %**

The top 20 schools within a charter holder received 35.2% of the total contributions received by charter holders. The school with the highest contributions was Paradise Honors High School, a Paragon Management Charter holder located in Surprise receiving \$266,255. The second highest was Paradise Honors Middle School located in Surprise receiving \$266,071.

Reference: Table 8. "Top 20 Charter Schools"

# SCHOOLS WITH NO REPORT SUBMITTED

*A report is required by A.R.S 43-1089.01(F) to be submitted once per year to the Department of Revenue*

199 schools failed to submit a report (100 charter schools and 99 district schools)

## Charter Schools

Academy Adventures Midtown  
Academy Del Sol  
Academy Del Sol - Hope  
Academy of Math and Science Flower  
AIM Higher College Prep Academy  
Akimel O'Otham Pee Posh  
American Heritage Academy - Camp Verde  
American Heritage Academy - Cottonwood  
AmeriSchools Academy - Camelback  
AmeriSchools Academy - Country Club  
AmeriSchools Academy - North  
AmeriSchools Academy - Yuma  
Arizona Charter Academy  
Arizona Conservatory for Arts and Academics  
  
Arizona Conservatory for Arts and Academics Middle  
Astravo Online Academy  
Berean Academy  
Cambridge Academy East-Queen Creek  
Camelback Academy  
Canyon Pointe Academy  
Carden of Tucson  
Caurus Academy  
Changemaker High School  
Children First Academy - Phoenix  
Copper State Academy  
Country Gardens Charter School  
CVIT-Globe High School  
Desert Pointe Academy  
Destiny School  
District-Pointe Educational Services  
EAGLE College Prep Harmony  
East Valley Academy  
Educational Opportunity Center  
Ethos Academy-A Challenge Foundation Academy  
Flagstaff Arts and Leadership Academy  
Flagstaff Junior Academy  
Foothills Academy  
Friendly House - Academia del Pueblo  
GateWay Early College High School  
Genesis academy  
George Gervin Prep Academy  
Imagine Charter Elementary School at Cortez Park  
Imagine Coolidge Elementary  
Imagine Cortez Park Middle School  
Imagine Desert West Elementary  
Imagine Desert West Middle  
Imagine Preparatory Coolidge  
Imagine Preparatory Superstition  
Imagine Preparatory Surprise  
Imagine Rosefield  
Imagine Superstition Middle  
Imagine Surprise Middle  
Imagine West Gilbert Middle  
Kinetic Energy Learning Labs for Youth  
Leading Edge Academy at East Mesa  
  
Leading Edge Academy Gilbert Elementary  
Leading Edge Online Academy  
  
Mohave Accelerated Elementary School East  
Montessori House Charter School  
NFL Yet Prep Academy  
North Pointe Preparatory  
Ombudsman - Charter East  
Ombudsman - Charter East II  
Ombudsman - Charter Metro  
Ombudsman - Charter Northeast  
Ombudsman - Charter Northwest  
Ombudsman - Charter Valencia  
Ombudsman - Charter West  
Painted Desert Montessori, LLC  
Pathfinder Academy  
Pathfinder Academy - George Washington Academy  
Pathfinder Academy - Sequoia Lehi  
Pathfinder Academy at Eastmark  
Pensar Academy  
Phoenix College Preparatory Academy  
  
Phoenix Collegiate Academy School Elementary  
Pima Vocational High School  
Pinnacle Pointe Academy  
Reyes Maria Ruiz Leadership Academy  
  
Salt River Accelerated Learning Academy  
Salt River High School  
Sedona Charter School  
Sequoia Charter Elementary School  
Sequoia Choice - Precision School  
  
Sequoia Choice Arizona Distance Learning  
Sequoia Pathway Academy  
Sequoia Redwood Charter School  
  
Sequoia School for the Deaf and Hard of Hearing  
Sequoia Secondary School  
Sequoia Village School  
Sequoia Village School High School  
  
Shonto Preparatory Technology High School  
Sonoran Science Academy - Paragon  
  
Southern Arizona Community High School  
  
Southern Arizona Community High School Online  
Southgate Academy  
Think Through Academy  
Victory High School  
Vista College Preparatory  
  
Vista Grove Preparatory Academy Middle School

## District Schools

Aguila Elementary School  
Antelope Union High School  
Arizona City Elementary  
Beaver Dam Elementary  
Beaver Dam High School  
Biyaagozhoo Center  
Bowie High School  
Brunson-Lee Elementary School  
Capps Elementary School  
Central Arizona Valley Institute of Technology  
Community Education  
David Crockett School  
Douglas USD  
Durango Detention Center  
Dzil Libei Elementary School  
Florence USD  
Globe Education Center  
Griffith Elementary School  
Hillside Elementary School  
Hope College and Career Readiness Academy  
Huachuca City School  
Jeditto Elementary School  
John F. Kennedy School  
Kayenta Elementary School  
Kayenta Middle School  
Kayenta USD  
Kirkland Elementary School  
Mary C. O'Brien School  
McNary Elementary School  
Mesa Transitional Learning Center  
Mogollon High School  
Mogollon Junior High School  
Monument Valley High School  
Mountain Meadows Primary School  
Nizhoni Accelerated Academy  
Ocotillo Handicapped Pre-school  
Owens Elementary School  
  
Payson Center For Success High School  
Payson Education Center  
Peach Springs School  
Pinon Elementary School  
Pinon High School  
Pinon Middle School  
Prescott USD  
Quartzsite Elementary School  
Red Mesa Elementary School  
  
Red Mesa High School  
Red Mesa Junior High School  
Red Valley/Cove High School  
Round Rock Elementary School  
Salome Elementary School  
Seligman Elementary School  
Seligman High School  
Show Low USD  
Superior Junior High School  
Superior Senior High School  
Toltec Elementary School  
Tonto Basin Elementary School  
Tsehootsooi Dine Bi'Oltta (Immersion School)  
Tsehootsooi Intermediate Learning Center  
Tsehootsooi Middle School  
Tsehootsooi Primary Learning Center  
Tsinaabaas Habitiin Elementary  
Tuba City High School  
Tuba City Junior High School  
Tuba City Primary  
Tuba City Unified School District  
Valentine Elementary School  
Villa Oasis Interscholastic Center  
Walter J. MEYER School  
Wenden Elementary School  
Wilson Elementary School  
Wilson Primary School  
Window Rock High School  
Young Elementary School  
Young High School  
Glendale Online Academy  
Northern Academy  
Esperanza Prep  
Central Culinary and Hospitality  
Pat Tillman Middle School  
iLearning Academy  
Winkelman Intermediate  
Vail Innovation Center  
Mountain Insitute STED  
Evans Learning Center  
Arizona K-8 Online Academy  
Orangedale Early Learning Center  
Casa Grande Online Learning Academy  
Combs OnLine School for Success  
Digital Learning Academy  
Balsz Online Academy  
PIMA COUNTY JTED @ Star  
  
PIMA JTED INNOVATIVE LEARNING CENTER  
Sultan Virtual Academy  
Fowler Elementary Virtual Academy  
Online Academy  
Red Mesa Unified School District #27  
  
PIMA COUNTY JTED @ Pima Community College

# REPORT INFORMATION

## **POLICY BACKGROUND**

Information on Arizona Revised Statute § 43-1089.01.

## **TABLES:**

Reports reference tables 1 to 8

## **APPENDIX I**

The first appendix lists by school district the total number of donors, the average fee or cash contribution per donor, the total amount of fees or cash contributions received in 2024 and in 2023. The percentage change from the amount received last year, the ranking of the total amount received for 2024 and for 2023, the total amount spent in 2024 and for 2023, and the percentage of dollars spent to the total amount received for 2024.

## **APPENDIX II**

The second appendix lists the same information as noted above for charter school holders.

## **DATA**

The data source is from the Public School Report(s) filed by the school(s) or school district or charter holder. one hundred ninety-nine schools in districts or charter holders failed to submit a report for 2024 (reference Page 12 for a list of these schools).

## **For additional information or questions**

Contact David Kryskowski at the Arizona Department of Revenue  
[dkryskowski@azdor.gov](mailto:dkryskowski@azdor.gov)

# POLICY BACKGROUND

## STATUTE

Arizona Revised Statute § 43-1089.01 provides a non-refundable individual income tax credit for fees and cash contributions paid to public schools in Arizona for the support of extracurricular activities, character education programs. The addition of standardized testing fees for college credit or readiness, preparation courses and material for standardized testing or career and technical education industry certification assessment was added in 2015. The addition of cardiopulmonary resuscitations (CPR) training was added in 2016. This credit is only available to individuals.<sup>1</sup> Beginning in 2016, the taxpayer has the option to claim contributions made after December 31 but on or before April 15 on their current or preceding tax year return.

## RATES

The credit is equal to the amount of fees paid or amount contributed up to \$200 for single or heads of household taxpayers and up to \$400 for married taxpayers that file a joint return.<sup>2</sup> The maximum allowable credit of \$200 was increased to \$250 for married taxpayers filing a joint return for taxable year 2001; to \$300 for tax year 2005; and to \$400 for taxable year 2006 and thereafter.

## QUALIFYING EXPENDITURES

The school must provide instruction in grades kindergarten through 12. Contributions made or fees paid to a non-governmental school, a pre-school, a community college, a university, or a public school located outside of Arizona does not qualify for this credit. Types of expenditures:

From and after **June 30, 2019 through June 30, 2024** individuals may claim a nonrefundable tax credit for making contributions or for fees paid for the support of:

- a) Acquiring capital items as defined in the Uniform System of Financial Records, including those items listed in section A.R.S. § Title 15-903, subsection C paragraphs 2 through 8
- b) Community school meal programs
- c) Student consumable health care supplies

Playground equipment and shade structures for playground equipment

### *Extracurricular activities*

School sponsored activities that require enrolled students to pay a fee in order to participate. The activities must supplement the school's education program. Extracurricular activities may include use of band uniforms, use of equipment or uniforms for varsity athletics, use of scientific laboratory equipment or materials, or in-state or out-of-state trips that are solely for competitive events. Extracurricular activities do not include any

senior trips or events that are recreational, amusement or tourist activities.

### *Character education programs*

A program defined in Arizona Revised Statute § 15-719. At a minimum, the character education program must include 1) instruction in the definition and application of at least six of the character traits (truthfulness, responsibility, compassion, diligence, sincerity, trustworthiness, respect, attentiveness, obedience, orderliness, forgiveness, virtue, fairness, caring, citizenship and integrity), 2) use activities, discussions and presentations to illustrate and reinforce the application of the character traits and 3) presentations by teachers or mentors who demonstrate the character traits.

### *Standardized testing fees*

Testing for college credit or readiness are fees paid to a school for the use of a widely recognized and accepted educational organization such as SAT, PSAT, ACT, advanced placement, international baccalaureate diploma test and other similar tests that are recognized and accepted by colleges and universities in the United States. The fees include preparation courses and materials used for standardized testing.

### *Career and technical education (CTE) industry certification*

CTE assessment are fees paid to a school for career and technical education industry certification assessment. This is an assessment for preparation programs (CTE) that provide students with a pathway to postsecondary education and careers.

### *Cardiopulmonary resuscitation (CPR) training*

The program must be based on the current national emergency CPR guidelines. If this instruction results in a CPR certification it must be provided by an authorized CPR trainer.

## REPORTING REQUIREMENTS

Public Schools must report on a calendar year basis to the Arizona Department of Revenue by February 28 of each year indicating the total number of donors, the total dollar amount of fees and contributions received and the amount spent by the school. Beginning in 2016, the taxpayer has the option to claim contributions made after December 31 but on or before April 15 in either the previous tax year or in the year the contribution was made. For example, a taxpayer may claim a credit made between January 1 to April 15, 2018 on their 2017 return or 2018 return. However, the public school continues to report contributions on a calendar year basis. The school must also report the amount spent categorized by specific activity or program.

<sup>1</sup> Corporations may not claim this credit. A partnership may not pass the credit through to its partners. An S corporation may not pass the credit through to its shareholders.

<sup>2</sup> If married taxpayers file separate returns, each spouse may claim only half of the credit that would have been allowed on a joint return.

## TABLES

*Table 1— Historical contributions by year*

Year	Number of Donors	Contributions Received (Millions)	% Change	Average per Donor	Contributions Spent (Millions)	% Change in Spent	% Spent to Dollars Received
1998	74,242	\$8,990,042	--	\$121	--	--	--
1999	109,748	\$14,775,353	64.4%	\$135	--	--	--
2000	130,730	\$17,544,784	18.7%	\$134	--	--	--
2001	135,656	\$20,004,715	14.0%	\$147	--	--	--
2002	143,697	\$22,455,129	12.2%	\$156	--	--	--
2003	201,407	\$27,753,764	23.6%	\$138	\$23,411,749	--	84.4%
2004	213,987	\$30,958,872	11.5%	\$145	\$25,839,148	10.4%	83.5%
2005	215,369	\$35,416,279	14.4%	\$164	\$28,609,146	10.7%	80.8%
2006	218,664	\$43,230,433	22.1%	\$198	\$35,077,283	22.6%	81.1%
2007	214,356	\$44,069,896	1.9%	\$206	\$40,423,706	15.2%	91.7%
2008	233,450	\$45,164,366	2.5%	\$193	\$43,725,052	8.2%	96.8%
2009	239,031	\$42,657,087	-5.6%	\$178	\$41,472,666	-5.2%	97.2%
2010	250,004	\$43,718,717	2.5%	\$175	\$41,875,730	1.0%	95.8%
2011	250,216	\$48,442,987	10.8%	\$194	\$45,636,837	9.0%	94.2%
2012	253,134	\$51,287,359	5.9%	\$203	\$48,455,762	6.2%	94.5%
2013	253,842	\$50,972,856	-0.6%	\$201	\$49,479,227	2.1%	97.1%
2014	266,087	\$50,991,999	0.0%	\$192	\$46,801,468	-5.4%	91.8%
2015	262,879	\$48,062,286	-5.7%	\$183	\$51,512,419	10.1%	107.2%
2016	314,683	\$53,051,329	10.4%	\$169	\$56,658,066	10.0%	106.8%
2017	336,676	\$56,969,478	7.4%	\$169	\$58,743,513	3.7%	103.1%
2018	292,429	\$56,048,449	-1.6%	\$192	\$65,126,450	10.9%	116.2%
2019	277,589	\$54,934,742	-2.0%	\$198	\$56,441,543	-13.3%	102.7%
2020	149,135	\$34,512,369	-37.2%	\$231	\$35,118,779	-37.8%	101.8%
2021	167,855	\$35,158,202	1.9%	\$209	\$30,763,953	-12.4%	87.5%
2022	189,017	\$40,784,694	16.0%	\$216	\$42,870,697	39.4%	105.1%
2023	194,414	\$42,514,058	4.2%	\$219	\$47,809,875	11.5%	112.5%
2024	188,787	\$41,372,111	-2.7%	\$219	\$46,788,093	-2.1%	113.1%



*Table 2 – Range of Dollars Received*

Range of Dollars Received	District/ Charter	# of Donors	Total Dollars Received	% of Total	Average per Donor
Over \$1,000,000	9	89,899	\$16,755,531	40.5%	\$186
\$500,001 up to \$1,000,000	11	36,718	\$8,545,018	20.7%	\$233
\$200,001 up to \$500,000	19	21,444	\$5,279,184	12.8%	\$246
\$100,001 up to \$200,000	19	10,997	\$2,618,656	6.3%	\$238
\$50,001 up to \$100,000	58	14,472	\$4,197,037	10.1%	\$290
\$10,001 up to \$50,000	135	12,407	\$3,173,778	7.7%	\$256
\$5,001 up to \$10,000	68	1,665	\$490,750	1.2%	\$295
\$1,001 up to \$5,000	110	1,071	\$282,670	0.7%	\$264
\$1 up to \$1,000	57	114	\$29,487	0.1%	\$259
\$0	157	0	\$0	0.0%	\$0
<b>Total</b>	<b>643</b>	<b>188,787</b>	<b>\$41,372,111</b>	<b>100.0%</b>	<b>\$219</b>

*Table 3 – Top Fifteen Districts*

School District	County	Number of Donors	Dollars Received in 2024	% of 2024 Total	Dollars Received in 2023	% of 2023 Total
Chandler USD	Maricopa	20,537	\$2,608,819	8.0%	\$2,552,126	7.6%
Gilbert USD	Maricopa	8,308	\$2,289,645	7.0%	\$2,282,475	6.8%
Tucson USD	Pima	13,990	\$2,122,082	6.5%	\$2,255,601	6.7%
Scottsdale USD	Maricopa	11,550	\$2,047,149	6.2%	\$1,934,092	5.8%
Mesa USD	Maricopa	7,165	\$2,011,597	6.1%	\$2,175,156	6.5%
Paradise Valley USD	Maricopa	9,943	\$2,005,211	6.1%	\$1,948,710	5.8%
Deer Valley USD	Maricopa	5,558	\$1,455,758	4.4%	\$1,417,781	4.2%
Peoria USD	Maricopa	9,208	\$1,205,087	3.7%	\$1,181,250	3.5%
Tempe UHSD	Maricopa	3,640	\$1,010,184	3.1%	\$951,916	2.8%
Catalina Foothills USD	Pima	2,530	\$967,956	3.0%	\$967,956	2.9%
Flagstaff USD	Coconino	3,329	\$875,245	2.7%	\$888,370	2.6%
Higley USD	Maricopa	3,188	\$838,993	2.6%	\$869,166	2.6%
Dysart USD	Maricopa	6,758	\$834,507	2.5%	\$749,367	2.2%
Vail USD	Pima	3,937	\$767,340	2.3%	\$765,464	2.3%
Madison ESD	Maricopa	5,739	\$763,279	2.3%	\$695,260	2.1%
<b>Total of top 15</b>		<b>115,380</b>	<b>\$21,802,851</b>	<b>66.5%</b>	<b>\$21,634,691</b>	<b>64.5%</b>



*Table 4 – Top Fifteen Charters Holders*

Charter Holder	County	Number of Donors	Dollars Received in 2024	% of 2024 Total	Dollars Received in 2023	% of 2023 Total
Keystone Montessori Charter School	Maricopa	257	\$212,336	2.5%	\$170,279	1.9%
Hermosa Montessori Charter School	Pima	203	\$180,310	2.1%	\$183,521	2.0%
Archway Classical Academy Scottsdale		378	\$137,830	1.6%	\$153,688	1.7%
Arizona School For The Arts	Maricopa	367	\$133,986	1.6%	\$144,271	1.6%
Scottsdale Preparatory Academy	Maricopa	336	\$124,021	1.4%	\$152,380	1.7%
Anthem Preparatory Academy	Maricopa	278	\$99,491	1.2%	\$128,561	1.4%
Villa Montessori Charter School	Maricopa	293	\$98,287	1.1%	\$111,475	1.2%
Desert Heights Charter Schools	Multiple	927	\$94,990	1.1%	\$98,298	1.1%
Archway Classical Academy North Phoenix	Maricopa	248	\$88,596	1.0%	\$92,388	1.0%
Archway Classical Academy Veritas	Maricopa	229	\$87,930	1.0%	\$86,673	1.0%
Veritas Preparatory Academy	Maricopa	241	\$87,184	1.0%	\$113,805	1.3%
Tempe Preparatory Academy	Maricopa	258	\$86,296	1.0%	\$96,552	1.1%
Chandler Preparatory Academy	Maricopa	239	\$83,452	1.0%	\$96,690	1.1%
Trivium Preparatory Academy	Maricopa	234	\$80,175	0.9%	\$90,062	1.0%
Archway Classical Academy Chandler	Maricopa	180	\$67,048	0.8%	\$65,736	0.7%
<b>Total of top 15</b>		<b>4,668</b>	<b>\$1,661,932</b>	<b>19.4%</b>	<b>\$1,784,379</b>	<b>19.9%</b>

Note: Districts and Charters with no county listed have facilities in multiple counties.

*Table 5 – County Data*

County	# of Schools	# of Donors	Average Donors per School	Dollars Received in 2024	Percent of Total Received	Percent change	Average per Donor	Dollars Spent in 2024	Percent Spent to Received
Maricopa	1,178	133,813	114	\$28,792,152	69.6%	0.3%	\$215	\$31,934,400	110.9%
Pima	309	34,649	112	\$7,542,212	18.2%	-7.8%	\$218	\$8,645,367	114.6%
Yavapai	77	5,430	71	\$1,213,751	2.9%	-12.3%	\$224	\$1,527,143	125.8%
Coconino	49	4,313	88	\$1,162,369	2.8%	-6.6%	\$270	\$1,416,741	121.9%
Mohave	55	2,051	37	\$609,304	1.5%	-9.1%	\$297	\$756,493	124.2%
Pinal	93	3,544	38	\$688,816	1.7%	-2.2%	\$194	\$863,302	125.3%
Cochise	63	1,232	20	\$319,686	0.8%	-5.4%	\$259	\$387,920	121.3%
Yuma	68	751	11	\$186,804	0.5%	-9.7%	\$249	\$263,862	141.3%
Navajo	51	1,067	21	\$224,444	0.5%	-30.7%	\$210	\$219,097	97.6%
Gila	28	646	23	\$270,311	0.7%	-12.0%	\$418	\$390,426	144.4%
Santa Cruz	23	339	15	\$86,798	0.2%	-30.6%	\$256	\$112,883	130.1%
Apache	38	351	9	\$105,615	0.3%	-29.2%	\$301	\$140,632	133.2%
Graham	22	484	22	\$131,400	0.3%	-5.0%	\$271	\$105,597	80.4%
La Paz	13	62	5	\$19,697	0.0%	85.1%	\$318	\$10,806	54.9%
Greenlee	8	55	7	\$18,751	0.0%	1.8%	\$341	\$13,424	71.6%
<b>Total</b>	<b>2,075</b>	<b>188,787</b>	<b>39</b>	<b>\$41,372,111</b>	<b>100.0%</b>	<b>-2.7%</b>	<b>\$219</b>	<b>\$46,788,093</b>	<b>113.1%</b>

*Table 6 – Spent dollars by programs or activity*

Program	Amount Spent	% of Total
Athletics or Sports	\$12,680,356	27.1%
Field Trip	\$11,439,375	24.4%
Clubs, Academic Competitions or other comparable ECA	\$8,881,195	19.0%
Music, Band, Choir Orchestra, Fine Arts or Performing Arts	\$5,500,968	11.8%
Extended Kindergarten Programs	\$733,080	1.6%
After School Enrichment or Tutoring	\$2,198,039	4.7%
Standardized Testing for college credit or readiness	\$1,840,344	3.9%
Character Education Programs	\$809,026	1.7%
Non-Credit Summer Programs	\$98,298	0.2%
Other	\$209,231	0.4%
Career and Technical Preparation	\$83,837	0.2%
Drivers Education Programs	\$39,617	0.1%
Capital items defined by ARS Title 15-903	\$2,030,011	4.3%
Community school meal programs	\$15,028	0.0%
Student consumable health care supplies	\$35,754	0.1%
Playground equipment and shade structures	\$187,786	0.4%
CPR Training	\$6,149	0.0%
<b>Total</b>	<b>\$46,788,093</b>	<b>100.0%</b>

*Table 7 – Top Twenty District Schools (within a district)*

District Schools	District Name	Number of Donors	Dollars Received in 2024	Average per Donor	% of 2024 total	Dollars Spent in 2024	Dollars Received in 2023
Catalina Foothills High School	Catalina Foothills USD	2,030	\$848,953	\$418	2.6%	\$787,598	\$848,953
Desert Mountain High School	Scottsdale USD	1,480	\$482,750	\$326	1.5%	\$540,048	\$285,551
Hamilton High School	Chandler USD	2,289	\$403,625	\$176	1.2%	\$446,218	\$371,024
Corona Del Sol High School	Tempe UHSD	1,110	\$381,346	\$344	1.2%	\$374,236	\$334,124
Highland High School	Gilbert USD	1,090	\$347,137	\$318	1.1%	\$306,177	\$350,274
Red Mountain High School	Mesa USD	943	\$342,339	\$363	1.0%	\$320,929	\$344,983
Mountain Ridge High School	Deer Valley USD	1,164	\$339,126	\$291	1.0%	\$166,462	\$298,242
Higley High School	Higley USD	1,091	\$334,477	\$307	1.0%	\$299,576	\$315,685
Desert Vista High School	Tempe UHSD	1,076	\$302,140	\$281	1.0%	\$256,698	\$282,361
University High School Tucson	Tucson USD	1,300	\$295,115	\$227	0.9%	\$302,278	\$349,230
Basha High School	Chandler USD	1,929	\$290,355	\$151	0.9%	\$219,556	\$294,756
Perry High School	Chandler USD	1,533	\$289,142	\$189	0.9%	\$314,789	\$290,595
Dr. Camile Casteel High School	Chandler USD	1,769	\$285,526	\$161	0.9%	\$222,895	\$256,385
Horizon High School	Paradise Valley USD	1,388	\$277,621	\$200	0.8%	\$204,818	\$266,589
Arizona College Prep - Erie Campus	Chandler USD	1,729	\$276,534	\$160	0.8%	\$269,710	\$297,541
Lake Havasu High School	Lake Havasu USD	863	\$268,807	\$311	0.8%	\$310,180	\$308,004
Mountain View High School	Mesa USD	793	\$237,810	\$300	0.7%	\$266,649	\$230,283
Saguaro High School	Scottsdale USD	949	\$224,709	\$237	0.7%	\$226,365	\$229,761
Chandler High School	Chandler USD	1,502	\$218,938	\$146	0.7%	\$225,038	\$223,283
Pinnacle High School	Paradise Valley USD	1,080	\$216,063	\$200	0.7%	\$160,205	\$232,541
<b>Total of top 20</b>		<b>27,108</b>	<b>\$6,662,511</b>	<b>\$246</b>	<b>20.3%</b>	<b>\$6,220,425</b>	<b>\$6,410,165</b>

*Table 8 - Top Twenty Charter Schools (within a holder)*

Charter School	Charter Holder	Number of Donors	Dollars Received in 2024	Average per Donor	% of 2024 total	Dollars Spent in 2024	Dollars received in 2023
Paradise Honors High School	Paragon Management	638	\$266,255	\$417	3.1%	\$1,073,028	\$228,811
Paradise Honors Middle School	Paragon Management	435	\$266,071	\$612	3.1%	\$357,262	\$0
Keystone Montessori Charter School	Keystone Montessori Charter School	257	\$212,336	\$826	2.5%	\$212,336	\$170,279
Horizon Community Learning Center Secondary	Horizon Community Learning Center Secondary	698	\$207,832	\$298	2.4%	\$396,026	\$194,586
Hermosa Montessori Charter School	Hermosa Montessori Charter School	203	\$180,310	\$888	2.1%	\$180,310	\$183,521
Academy of Math and Science Avondale	Academy of Mathematics and Science South	7	\$178,731	\$25,533	2.1%	\$178,731	\$186,620
Academy of Math and Science Peoria	Academy of Mathematics and Science South	6	\$167,668	\$27,945	2.0%	\$167,668	\$145,671
Benjamin Franklin High School - Queen Creek	Benjamin Franklin Charter School	465	\$138,468	\$298	1.6%	\$164,863	\$115,143
Great Hearts Academies - Archway Scottsdale	Archway Classical Academy Scottsdale	378	\$137,830	\$365	1.6%	\$137,830	\$153,688
Arizona School For The Arts	Arizona School For The Arts	367	\$133,986	\$365	1.6%	\$133,986	\$144,271
American Leadership Academy - Gilbert	American Leadership Academy	440	\$130,269	\$296	1.5%	\$121,168	\$141,270
Great Heart Academies - Scottsdale Preparatory Academy	Scottsdale Preparatory Academy	336	\$124,021	\$369	1.4%	\$124,021	\$152,380
Academy of Math and Science Desert Sky	Academy of Mathematics and Science South	5	\$123,082	\$24,616	1.4%	\$123,082	\$131,026
Heritage Academy	Heritage Academy	339	\$122,113	\$360	1.4%	\$122,113	\$135,859
Lemen Academy of Excellence - Marana	Leman Academy of Excellence Inc	342	\$108,749	\$318	1.3%	\$102,448	\$115,787
Academy of Math and Science South Mountain	Academy of Mathematics and Science South	2	\$108,620	\$54,310	1.3%	\$108,620	\$94,930
Academy of Math and Science Glendale	Academy of Mathematics and Science South	10	\$108,238	\$10,824	1.3%	\$108,238	\$145,013
Odyssey Institute for Advanced and International Studies	Odyssey Preparatory Academy, The	252	\$106,607	\$423	1.2%	\$106,607	\$37,839
Great Hearts Academies - Anthem Preparatory Academy	Anthem Preparatory Academy	278	\$99,491	\$358	1.2%	\$99,491	\$128,561
Academy of Math and Science Camelback	Academy of Math and Science, Inc.	5	\$98,556	\$19,711	1.1%	\$98,556	\$110,005
<b>Total of top 20</b>		<b>5,463</b>	<b>\$3,019,233</b>	<b>\$553</b>	<b>35.2%</b>	<b>\$4,116,384</b>	<b>\$2,715,260</b>

**APPENDIX I**  
**2024 PUBLIC SCHOOL REPORT**  
**BY SCHOOL DISTRICT**

District Name	County	Number of Donors	Average per Donors	2024 Dollars Recieved	2023 Dollars Received	% Change	2024 Dollars Spent	2023 Dollars Spent	% of \$ Spent	2024 Rank	2023 Rank
Chandler USD	Maricopa	20,537	\$127	\$2,608,819	\$2,552,126	2.2%	\$2,543,694	\$3,732,526	97.5%	1	1
Gilbert USD	Maricopa	8,308	\$276	\$2,289,645	\$2,282,475	0.3%	\$2,093,755	\$2,264,812	91.4%	2	2
Tucson USD	Pima	13,990	\$152	\$2,122,082	\$2,255,601	-5.9%	\$2,722,731	\$2,402,819	128.3%	3	3
Scottsdale USD	Maricopa	11,550	\$177	\$2,047,149	\$1,934,092	5.8%	\$2,305,130	\$2,473,773	112.6%	4	6
Mesa USD	Maricopa	7,165	\$281	\$2,011,597	\$2,175,156	-7.5%	\$2,201,922	\$2,339,599	109.5%	5	4
Paradise Valley USD	Maricopa	9,943	\$202	\$2,005,211	\$1,948,710	2.9%	\$1,724,771	\$1,342,425	86.0%	6	5
Deer Valley USD	Maricopa	5,558	\$262	\$1,455,758	\$1,417,781	2.7%	\$1,342,101	\$1,345,967	92.2%	7	7
Peoria USD	Maricopa	9,208	\$131	\$1,205,087	\$1,181,250	2.0%	\$1,333,368	\$1,422,579	110.6%	8	8
Tempe UHSD	Maricopa	3,640	\$278	\$1,010,184	\$951,916	6.1%	\$975,659	\$966,223	96.6%	9	10
Catalina Foothills USD	Pima	2,530	\$383	\$967,956	\$967,956	0.0%	\$909,625	\$778,252	94.0%	10	9
Flagstaff USD	Coconino	3,329	\$263	\$875,245	\$888,370	-1.5%	\$952,810	\$1,018,383	108.9%	11	11
Higley USD	Maricopa	3,188	\$263	\$838,993	\$869,166	-3.5%	\$744,840	\$854,554	88.8%	12	12
Dysart USD	Maricopa	6,758	\$123	\$834,507	\$749,367	11.4%	\$731,532	\$817,120	87.7%	13	15
Vail USD	Pima	3,937	\$195	\$767,340	\$765,464	0.2%	\$731,954	\$765,836	95.4%	14	13
Madison ESD	Maricopa	5,739	\$133	\$763,279	\$695,260	9.8%	\$792,662	\$741,527	103.8%	15	17
Kyrene ESD	Maricopa	4,108	\$184	\$755,407	\$659,587	14.5%	\$856,514	\$848,553	113.4%	16	18
Amphitheater USD	Pima	2,306	\$321	\$740,799	\$738,781	0.3%	\$813,626	\$842,951	109.8%	17	16
Marana USD	Pima	2,985	\$213	\$636,470	\$638,113	-0.3%	\$686,941	\$791,758	107.9%	18	19
Glendale UHSD	Maricopa	1,834	\$260	\$476,303	\$562,130	-15.3%	\$541,213	\$584,014	113.6%	19	20
Cave Creek USD	Maricopa	1,944	\$199	\$386,810	\$386,481	0.1%	\$390,104	\$623,161	100.9%	20	22
Lake Havasu USD	Mohave	1,275	\$295	\$376,754	\$417,452	-9.7%	\$410,370	\$553,684	108.9%	21	21
Tempe ESD	Maricopa	862	\$393	\$338,704	\$283,618	19.4%	\$340,673	\$375,758	100.6%	22	27
Prescott USD	Yavapai	1,246	\$270	\$335,973	\$322,948	4.0%	\$373,383	\$328,945	111.1%	23	25
Queen Creek USD	Maricopa	1,588	\$202	\$321,289	\$352,126	-8.8%	\$322,232	\$311,442	100.3%	24	23
Flowing Wells USD	Pima	1,350	\$212	\$285,681	\$292,684	-2.4%	\$270,268	\$320,822	94.6%	25	26
Agua Fria UHSD	Maricopa	862	\$299	\$257,343	\$347,951	-26.0%	\$288,611	\$449,213	112.2%	26	24
Phoenix UHSD	Maricopa	985	\$248	\$244,304	\$268,104	-8.9%	\$244,095	\$233,636	99.9%	27	28
Litchfield ESD	Maricopa	865	\$281	\$243,419	\$197,069	23.5%	\$282,052	\$196,669	115.9%	28	33
Humboldt USD	Yavapai	1,746	\$131	\$228,026	\$223,758	1.9%	\$210,890	\$222,573	92.5%	29	32
Washington ESD	Maricopa	970	\$229	\$221,922	\$229,187	-3.2%	\$233,782	\$261,861	105.3%	30	31
Sunnyside USD	Pima	2,192	\$101	\$221,740	\$239,722	-7.5%	\$315,404	\$268,745	142.2%	31	29
Tanque Verde USD	Pima	679	\$310	\$210,762	\$762,353	-72.4%	\$223,284	\$899,343	105.9%	32	14
Payson USD	Gila	427	\$484	\$206,608	\$235,784	-12.4%	\$327,691	\$328,325	158.6%	33	30
Sahuarita USD	Pima	714	\$261	\$186,280	\$188,334	-1.1%	\$162,699	\$299,339	87.3%	34	34
Oracle ESD	Pinal	574	\$300	\$171,932	\$171,374	0.3%	\$153,070	\$132,640	89.0%	35	35
Buckeye UHSD	Maricopa	1,655	\$97	\$160,718	\$146,372	9.8%	\$81,845	\$110,200	50.9%	36	39
Creighton ESD	Maricopa	577	\$241	\$138,874	\$150,564	-7.8%	\$177,313	\$17,973	127.7%	37	37
Fountain Hills USD	Maricopa	631	\$205	\$129,661	\$0	100.0%	\$88,301	\$0	68.1%	38	189
Phoenix ESD	Maricopa	484	\$261	\$126,364	\$112,977	11.8%	\$126,364	\$112,977	100.0%	39	43
Laveen ESD	Maricopa	494	\$247	\$122,066	\$117,495	3.9%	\$106,823	\$106,956	87.5%	40	42
Wickenburg USD	Maricopa	371	\$329	\$121,942	\$105,814	15.2%	\$157,125	\$65,937	128.9%	41	45
Florence USD	Pinal	1,326	\$84	\$111,734	\$134,943	-17.2%	\$111,510	\$148,575	99.8%	42	40
Continental ESD	Pima	392	\$276	\$108,252	\$107,519	0.7%	\$215,194	\$142,988	198.8%	43	44
Sierra Vista USD	Cochise	440	\$235	\$103,413	\$150,418	-31.2%	\$148,848	\$137,865	143.9%	44	38
Yuma UHSD	Yuma	397	\$240	\$95,418	\$94,277	1.2%	\$119,416	\$126,207	125.1%	45	48
Chino Valley USD	Yavapai	299	\$317	\$94,673	\$155,462	-39.1%	\$135,077	\$146,783	142.7%	46	36
Sedona-Oak Creek Joint USD	Yavapai	449	\$206	\$92,384	\$103,020	-10.3%	\$237,502	\$126,894	257.1%	47	47
J.O. Combs USD	Maricopa	1,137	\$81	\$91,529	\$123,536	-25.9%	\$92,145	\$136,350	100.7%	48	41
Alhambra ESD	Maricopa	172	\$498	\$85,721	\$54,322	57.8%	\$122,944	\$52,348	143.4%	49	62
Tolleson UHSD	Maricopa	322	\$266	\$85,528	\$72,256	18.4%	\$81,671	\$46,134	95.5%	50	54
Nadaburg USD	Maricopa	309	\$266	\$82,164	\$103,529	-20.6%	\$121,870	\$128,858	148.3%	51	46
Liberty ESD	Maricopa	314	\$243	\$76,386	\$83,725	-8.8%	\$61,133	\$94,387	80.0%	52	52
Roosevelt ESD	Maricopa	264	\$279	\$73,610	\$46,497	58.3%	\$57,738	\$72,767	78.4%	53	70
Kingman USD	Mohave	223	\$304	\$67,762	\$68,173	-0.6%	\$88,365	\$78,482	130.4%	54	55
Arizona State School for the Deaf & Blind		259	\$253	\$65,633	\$36,960	77.6%	\$31,486	\$76,112	48.0%	55	80
Mingus UHSD	Yavapai	194	\$334	\$64,808	\$91,494	-29.2%	\$82,918	\$84,083	127.9%	56	49
Benson USD	Cochise	248	\$256	\$63,496	\$52,659	20.6%	\$56,190	\$49,096	88.5%	57	63

**APPENDIX I**  
**2024 PUBLIC SCHOOL REPORT**  
**BY SCHOOL DISTRICT**

District Name	County	Number of Donors	Average per Donors	2024 Dollars Recieved	2023 Dollars Received	% Change	2024 Dollars Spent	2023 Dollars Spent	% of \$ Spent	2024 Rank	2023 Rank
Apache Junction USD	Pinal	255	\$235	\$60,048	\$81,051	-25.9%	\$38,065	\$70,452	63.4%	58	53
Osborn ESD	Maricopa	200	\$298	\$59,675	\$55,806	6.9%	\$51,648	\$53,107	86.5%	59	60
Blue Ridge USD	Navajo	196	\$294	\$57,556	\$85,953	-33.0%	\$34,783	\$70,334	60.4%	60	51
Cartwright ESD	Maricopa	143	\$396	\$56,679	\$59,810	-5.2%	\$23,130	\$48,533	40.8%	61	58
Cottonwood-Oak Creek ESD	Yavapai	183	\$303	\$55,363	\$88,849	-37.7%	\$55,363	\$67,608	100.0%	62	50
Maricopa USD	Pinal	226	\$229	\$51,762	\$44,686	15.8%	\$82,127	\$50,902	158.7%	63	72
Western Maricopa Education Center	Maricopa	137	\$371	\$50,801	\$37,130	36.8%	\$20,611	\$5,270	40.6%	64	79
Winslow USD	Navajo	283	\$163	\$46,076	\$52,563	-12.3%	\$39,307	\$33,668	85.3%	65	64
East Valley Institute of Technology	Maricopa	150	\$305	\$45,815	\$0	100.0%	\$73,764	\$0	161.0%	66	189
Fowler ESD	Maricopa	157	\$289	\$45,394	\$48,074	-5.6%	\$12,893	\$34,918	28.4%	67	67
Casa Grande UHSD	Pinal	133	\$337	\$44,868	\$42,442	5.7%	\$19,461	\$50,156	43.4%	68	74
Round Valley USD	Apache	130	\$339	\$44,127	\$48,444	-8.9%	\$48,868	\$47,844	110.7%	69	65
Thatcher USD	Graham	156	\$278	\$43,333	\$45,618	-5.0%	\$51,417	\$17,868	118.7%	70	71
Clarkdale-Jerome ESD	Yavapai	185	\$233	\$43,125	\$59,886	-28.0%	\$57,493	\$50,341	133.3%	71	57
Crane ESD	Yuma	175	\$245	\$42,813	\$38,184	12.1%	\$50,762	\$59,385	118.6%	72	78
Pendergast ESD	Maricopa	533	\$79	\$42,173	\$48,426	-12.9%	\$41,443	\$43,726	98.3%	73	66
Camp Verde USD	Yavapai	179	\$221	\$39,517	\$41,095	-3.8%	\$49,523	\$42,682	125.3%	74	76
St. Johns USD	Apache	119	\$322	\$38,291	\$55,583	-31.1%	\$69,439	\$54,204	181.3%	75	61
Show Low USD	Navajo	131	\$277	\$36,222	\$57,535	-37.0%	\$63,469	\$40,865	175.2%	76	59
Snowflake USD	Navajo	272	\$132	\$35,999	\$60,711	-40.7%	\$35,261	\$44,868	98.0%	77	56
Mammoth-San Manuel USD	Pinal	56	\$624	\$34,956	\$28,413	23.0%	\$16,811	\$15,013	48.1%	78	86
Casa Grande ESD	Pinal	108	\$307	\$33,106	\$42,801	-22.7%	\$40,283	\$53,033	121.7%	79	73
Holbrook USD	Navajo	122	\$271	\$33,075	\$47,755	-30.7%	\$39,866	\$51,698	120.5%	80	68
Littleton ESD	Maricopa	680	\$48	\$32,735	\$27,325	19.8%	\$20,065	\$13,614	61.3%	81	89
Safford USD	Graham	153	\$202	\$30,859	\$42,273	-27.0%	\$7,476	\$11,769	24.2%	82	75
Pima USD	Graham	102	\$278	\$28,350	\$30,014	-5.5%	\$31,506	\$26,098	111.1%	83	85
Pine Strawberry ESD	Gila	98	\$272	\$26,699	\$31,690	-15.7%	\$26,699	\$31,690	100.0%	84	83
Mayer USD	Yavapai	162	\$163	\$26,475	\$25,609	3.4%	\$22,147	\$12,477	83.7%	85	93
Williams USD	Coconino	58	\$450	\$26,116	\$0	100.0%	\$20,619	\$0	79.0%	86	189
Pima County JTED	Pima	81	\$311	\$25,192	\$31,675	-20.5%	\$74,918	\$1,142	297.4%	87	84
Bagdad USD	Yavapai	95	\$264	\$25,046	\$16,720	49.8%	\$25,046	\$16,720	100.0%	88	103
Tombstone USD	Cochise	82	\$291	\$23,837	\$21,163	12.6%	\$17,120	\$21,908	71.8%	89	97
Bisbee USD	Cochise	104	\$227	\$23,586	\$27,274	-13.5%	\$21,860	\$18,941	92.7%	90	90
Willcox USD	Cochise	63	\$364	\$22,904	\$0	100.0%	\$37,458	\$0	163.5%	91	189
Avondale ESD	Maricopa	88	\$257	\$22,604	\$22,382	1.0%	\$14,926	\$22,382	66.0%	92	96
Santa Cruz Valley USD	Santa Cruz	87	\$256	\$22,273	\$31,786	-29.9%	\$24,539	\$12,726	110.2%	93	82
Globe USD	Gila	67	\$320	\$21,439	\$23,245	-7.8%	\$27,525	\$8,474	128.4%	94	94
Glendale ESD	Maricopa	67	\$318	\$21,310	\$26,058	-18.2%	\$39,617	\$12,427	185.9%	95	92
Baboquivari USD	Pima	101	\$199	\$20,100	\$0	100.0%	\$9,909	\$0	49.3%	96	189
Sonoita ESD	Santa Cruz	94	\$191	\$17,955	\$20,111	-10.7%	\$21,276	\$27,276	118.5%	97	100
Nogales USD	Santa Cruz	64	\$263	\$16,825	\$35,105	-52.1%	\$29,161	\$28,485	173.3%	98	81
Buckeye ESD	Maricopa	79	\$210	\$16,602	\$26,256	-36.8%	\$17,425	\$16,867	105.0%	99	91
Yuma ESD	Yuma	65	\$244	\$15,880	\$39,543	-59.8%	\$56,782	\$46,050	357.6%	100	77
St. David USD	Cochise	56	\$276	\$15,455	\$11,605	33.2%	\$19,874	\$11,605	128.6%	101	109
Joseph City USD	Navajo	61	\$246	\$15,016	\$17,157	-12.5%	\$5,911	\$8,908	39.4%	102	102
Coolidge USD	Pinal	51	\$277	\$14,150	\$6,150	130.1%	\$10,653	\$1,951	75.3%	103	133
Morristown ESD	Maricopa	73	\$185	\$13,510	\$15,735	-14.1%	\$16,064	\$20,966	118.9%	104	104
Parker USD	La Paz	42	\$307	\$12,900	\$5,939	117.2%	\$8,944	\$6,079	69.3%	105	136
Douglas USD	Cochise	37	\$336	\$12,430	\$9,904	25.5%	\$3,113	\$5,266	25.0%	106	115
Chinle USD	Apache	51	\$237	\$12,077	\$15,703	-23.1%	\$0	\$0	0.0%	107	105
Beaver Creek ESD	Yavapai	43	\$276	\$11,875	\$13,470	-11.8%	\$22,688	\$21,347	191.1%	108	108
Miami USD	Gila	42	\$279	\$11,715	\$8,900	31.6%	\$6,430	\$10,173	54.9%	109	118
Grand Canyon USD	Coconino	38	\$305	\$11,603	\$20,600	-43.7%	\$8,559	\$35,192	73.8%	110	99
Palo Verde ESD	Maricopa	113	\$99	\$11,183	\$9,341	19.7%	\$4,529	\$4,464	40.5%	111	117
Duncan USD	Greenlee	32	\$345	\$11,044	\$10,608	4.1%	\$9,650	\$2,739	87.4%	112	112
Isaac ESD	Maricopa	34	\$324	\$11,009	\$20,800	-47.1%	\$10,888	\$22,598	98.9%	113	98
Ajo USD	Pima	34	\$310	\$10,536	\$11,600	-9.2%	\$4,278	\$0	40.6%	114	110

**APPENDIX I**  
**2024 PUBLIC SCHOOL REPORT**  
**BY SCHOOL DISTRICT**

District Name	County	Number of Donors	Average per Donors	2024 Dollars Recieved	2023 Dollars Received	% Change	2024 Dollars Spent	2023 Dollars Spent	% of \$ Spent	2024 Rank	2023 Rank
Saddle Mountain USD	Maricopa	53	\$195	\$10,309	\$17,714	-41.8%	\$10,738	\$24,940	104.2%	115	101
Mohave Valley ESD	Mohave	37	\$277	\$10,241	\$10,412	-1.6%	\$6,497	\$27,894	63.4%	116	113
Pima Accommodation District	Pima	36	\$268	\$9,645	\$8,425	14.5%	\$4,237	\$4,237	43.9%	117	121
Patagonia UHSD	Santa Cruz	33	\$292	\$9,620	\$11,317	-15.0%	\$13,251	\$12,834	137.7%	118	111
Altar Valley ESD	Pima	44	\$214	\$9,400	\$8,534	10.1%	\$14,925	\$21,242	158.8%	119	119
Red Rock ESD	Pinal	26	\$306	\$7,960	\$9,410	-15.4%	\$7,960	\$10,911	100.0%	120	116
Tolleson ESD	Maricopa	27	\$284	\$7,679	\$13,829	-44.5%	\$17,156	\$18,836	223.4%	121	107
Riverside ESD	Maricopa	29	\$264	\$7,650	\$3,850	98.7%	\$4,532	\$11,821	59.2%	122	150
Eloy ESD	Pinal	29	\$264	\$7,650	\$4,478	70.8%	\$20,980	\$11,858	274.2%	122	145
Somerton ESD	Yuma	36	\$211	\$7,599	\$4,484	69.5%	\$18,487	\$4,764	243.3%	124	144
Colorado River UHSD	Mohave	23	\$322	\$7,401	\$22,441	-67.0%	\$4,272	\$21,455	57.7%	125	95
Arlington ESD	Maricopa	29	\$252	\$7,319	\$6,105	19.9%	\$6,564	\$15,736	89.7%	126	134
Dan Hinton Accommodation District	Graham	21	\$338	\$7,089	\$8,362	-15.2%	\$2,383	\$3,318	33.6%	127	122
Morenci USD	Greenlee	21	\$329	\$6,907	\$7,007	-1.4%	\$2,974	\$7,007	43.1%	128	125
Maine Consolidated School District	Coconino	13	\$528	\$6,860	\$6,445	6.4%	\$13,677	\$2,115	199.4%	129	131
Ray USD	Pinal	17	\$389	\$6,617	\$0	100.0%	\$6,617	\$0	100.0%	130	189
Bonita ESD	Graham	17	\$365	\$6,200	\$5,400	14.8%	\$2,430	\$5,643	39.2%	131	138
San Simon USD	Cochise	19	\$316	\$6,000	\$6,600	-9.1%	\$12,343	\$7,331	205.7%	132	128
Page USD	Coconino	54	\$109	\$5,903	\$27,844	-78.8%	\$10,822	\$29,018	183.3%	133	88
Patagonia ESD	Santa Cruz	23	\$257	\$5,900	\$6,602	-10.6%	\$6,809	\$10,355	115.4%	134	127
Union ESD	Maricopa	24	\$238	\$5,705	\$8,480	-32.7%	\$4,974	\$10,221	87.2%	135	120
Yarnell ESD	Yavapai	17	\$329	\$5,595	\$6,496	-13.9%	\$2,812	\$837	50.3%	136	130
Apache ESD	Cochise	15	\$344	\$5,158	\$3,272	57.6%	\$1,081	\$1,010	21.0%	137	155
Alpine ESD	Apache	27	\$190	\$5,120	\$7,655	-33.1%	\$15,510	\$12,996	302.9%	138	123
Palominas ESD	Cochise	31	\$164	\$5,090	\$4,694	8.4%	\$2,126	\$2,519	41.8%	139	141
Valley UHSD	Cochise	16	\$313	\$5,000	\$1,850	170.3%	\$5,887	\$577	117.7%	140	171
Ash Fork Joint USD	Yavapai	19	\$263	\$5,000	\$5,775	-13.4%	\$5,336	\$7,507	106.7%	140	137
Valley Academy for Career and Techology Education	Yavapai	13	\$366	\$4,760	\$4,600	3.5%	\$0	\$0	0.0%	142	143
Topock ESD	Mohave	16	\$263	\$4,200	\$0	100.0%	\$14,637	\$0	348.5%	143	189
Gadsden ESD	Yuma	18	\$221	\$3,975	\$6,075	-34.6%	\$2,390	\$5,623	60.1%	144	135
Congress ESD	Yavapai	13	\$300	\$3,900	\$3,740	4.3%	\$8,304	\$9,710	212.9%	145	152
Murphy ESD	Maricopa	13	\$289	\$3,751	\$6,600	-43.2%	\$9,530	\$4,671	254.1%	146	128
Solomon ESD	Graham	11	\$336	\$3,700	\$1,392	165.8%	\$3,836	\$4,044	103.7%	147	175
Hyder ESD	Yuma	10	\$360	\$3,600	\$4,700	-23.4%	\$1,760	\$5,560	48.9%	148	140
Pomerene ESD	Cochise	11	\$327	\$3,600	\$4,760	-24.4%	\$8,995	\$10,863	249.9%	148	139
Fort Huachuca Accommodation District	Cochise	10	\$350	\$3,500	\$4,435	-21.1%	\$1,266	\$6,699	36.2%	150	146
Bullhead City School District	Mohave	13	\$265	\$3,450	\$6,408	-46.2%	\$3,450	\$4,608	100.0%	151	132
Pearce ESD	Cochise	18	\$192	\$3,449	\$0	100.0%	\$4,770	\$0	138.3%	152	189
Sacaton ESD	Pinal	18	\$189	\$3,400	\$2,200	54.5%	\$1,774	\$0	52.2%	153	165
Skull Valley ESD	Yavapai	10	\$340	\$3,400	\$0	100.0%	\$3,761	\$0	110.6%	153	189
Bouse ESD	La Paz	10	\$325	\$3,250	\$0	100.0%	\$1,320	\$0	40.6%	155	189
Canon ESD	Yavapai	15	\$200	\$3,000	\$3,334	-10.0%	\$4,991	\$3,503	166.4%	156	154
Colorado City USD	Mohave	11	\$269	\$2,960	\$4,245	-30.3%	\$7,765	\$0	262.3%	157	147
Santa Cruz ESD	Santa Cruz	9	\$328	\$2,950	\$3,800	-22.4%	\$700	\$4,778	23.7%	158	151
Cochise ESD	Cochise	10	\$280	\$2,800	\$1,200	133.3%	\$2,509	\$2,083	89.6%	159	176
Santa Cruz Valley UHSD	Pinal	8	\$325	\$2,600	\$4,680	-44.4%	\$4,764	\$1,994	183.2%	160	142
Ash Creek ESD	Cochise	7	\$354	\$2,475	\$3,675	-32.7%	\$3,650	\$3,500	147.5%	161	153
Mohawk Valley ESD	Yuma	6	\$367	\$2,200	\$2,500	-12.0%	\$2,943	\$10,647	133.8%	162	162
Gila Bend USD	Maricopa	6	\$367	\$2,200	\$1,200	83.3%	\$17,186	\$13,216	781.2%	162	176
Concho ESD	Apache	9	\$242	\$2,175	\$6,804	-68.0%	\$3,222	\$9,536	148.1%	164	126
Hayden-Winkelman USD	Gila	7	\$307	\$2,150	\$1,700	26.5%	\$1,650	\$1,600	76.7%	165	173
Fredonia-Moccasin USD	Coconino	10	\$204	\$2,041	\$2,945	-30.7%	\$1,680	\$3,730	82.3%	166	157
Bicentennial UHSD	La Paz	5	\$400	\$2,000	\$2,000	0.0%	\$542	\$2,000	27.1%	167	167
Sentinel ESD	Maricopa	5	\$400	\$2,000	\$1,600	25.0%	\$1,178	\$649	58.9%	167	174
Naco ESD	Cochise	9	\$217	\$1,957	\$13,911	-85.9%	\$1,957	\$589	100.0%	169	106
Yavapai Accommodation School District #99	Yavapai	16	\$117	\$1,876	\$0	100.0%	\$834	\$0	44.5%	170	189
Mobile ESD	Maricopa	4	\$450	\$1,800	\$0	100.0%	\$1,800	\$0	100.0%	171	189



APPENDIX I  
2024 PUBLIC SCHOOL REPORT  
BY SCHOOL DISTRICT

District Name	County	Number of Donors	Average per Donors	2024 Dollars Recieved	2023 Dollars Received	% Change	2024 Dollars Spent	2023 Dollars Spent	% of \$ Spent	2024 Rank	2023 Rank
Stanfield ESD	Pinal	4	\$450	\$1,800	\$600	200.0%	\$0	\$0	0.0%	171	183
Ganado USD	Apache	9	\$200	\$1,800	\$2,600	-30.8%	\$0	\$0	0.0%	171	161
Picacho ESD	Pinal	7	\$253	\$1,770	\$1,750	1.1%	\$4,674	\$2,512	264.1%	174	172
Vernon ESD	Apache	5	\$325	\$1,625	\$1,922	-15.5%	\$3,194	\$135	196.5%	175	170
SRPMIC	Maricopa	5	\$320	\$1,600	\$400	300.0%	\$1,600	\$400	100.0%	176	184
Paloma School District	Maricopa	21	\$74	\$1,560	\$2,100	-25.7%	\$1,560	\$2,100	100.0%	177	166
Quartzsite ESD	La Paz	5	\$309	\$1,547	\$0	100.0%	\$0	\$0	0.0%	178	189
San Carlos USD	Gila	4	\$350	\$1,400	\$2,900	-51.7%	\$0	\$0	0.0%	179	158
Elfrida ESD	Cochise	4	\$350	\$1,400	\$2,400	-41.7%	\$526	\$2,347	37.6%	179	163
Wellton ESD	Yuma	5	\$268	\$1,341	\$1,000	34.1%	\$1,341	\$1,000	100.0%	181	178
Yucca ESD	Mohave	4	\$300	\$1,200	\$400	200.0%	\$121	\$172	10.1%	182	184
Fort Thomas USD	Graham	3	\$400	\$1,200	\$800	50.0%	\$0	\$0	0.0%	182	180
McNeal ESD	Cochise	5	\$230	\$1,150	\$2,000	-42.5%	\$589	\$80	51.2%	184	167
Double Adobe ESD	Cochise	3	\$300	\$900	\$400	125.0%	\$519	\$961	57.6%	185	184
Blue ESD	Greenlee	2	\$400	\$800	\$800	0.0%	\$800	\$800	100.0%	186	180
Coconino County Regional Accommodation SD	Coconino	2	\$219	\$437	\$731	-40.2%	\$437	\$0	100.0%	187	182
Coconino Association for Vocation Industry and Technology	Coconino	1	\$400	\$400	\$0	100.0%	\$0	\$0	0.0%	188	189
Hackberry School District	Mohave	1	\$400	\$400	\$0	100.0%	\$400	\$0	100.0%	188	189
San Fernando ESD	Pima	1	\$400	\$400	\$3,020	-86.8%	\$158	\$489	39.5%	188	156
Sanders USD	Apache	1	\$400	\$400	\$0	100.0%	\$400	\$0	100.0%	188	189
Bowie USD	Cochise	1	\$200	\$200	\$0	100.0%	\$200	\$0	100.0%	192	189
St Johns USD	Apache	0	\$0	\$0	\$0	0.0%	\$0	\$0	0.0%	193	189
Hillside ESD	Yavapai	0	\$0	\$0	\$100	-100.0%	\$0	\$100	0.0%	193	188
Kirkland ESD	Yavapai	0	\$0	\$0	\$2,700	-100.0%	\$0	\$5,459	0.0%	193	159
Mary C. O'Brien Accommodation District	Pinal	0	\$0	\$0	\$0	0.0%	\$0	\$0	0.0%	193	189
Central Arizona Valley Institute of Technology	Pinal	0	\$0	\$0	\$0	0.0%	\$0	\$0	0.0%	193	189
Toltec ESD	Pinal	0	\$0	\$0	\$2,224	-100.0%	\$0	\$1,996	0.0%	193	164
Whiteriver USD	Navajo	0	\$0	\$0	\$0	0.0%	\$0	\$0	0.0%	193	189
Eagle ESD	Greenlee	0	\$0	\$0	\$0	0.0%	\$0	\$0	0.0%	193	189
Wilson ESD	Maricopa	0	\$0	\$0	\$27,900	-100.0%	\$0	\$27,900	0.0%	193	87
Tonto Basin ESD	Gila	0	\$0	\$0	\$0	0.0%	\$0	\$0	0.0%	193	189
Balsz ESD	Maricopa	0	\$0	\$0	\$47,281	-100.0%	\$0	\$63,614	0.0%	193	69
McNary ESD	Apache	0	\$0	\$0	\$0	0.0%	\$0	\$0	0.0%	193	189
Western Arizona Vocational Education	Mohave	0	\$0	\$0	\$0	0.0%	\$0	\$0	0.0%	193	189
Tuba City USD	Coconino	0	\$0	\$0	\$0	0.0%	\$0	\$0	0.0%	193	189
Maricopa County Regional District	Maricopa	0	\$0	\$0	\$0	0.0%	\$0	\$0	0.0%	193	189
Salome Consolidated ESD	La Paz	0	\$0	\$0	\$2,700	-100.0%	\$0	\$564	0.0%	193	159
Owens ESD	Mohave	0	\$0	\$0	\$0	0.0%	\$0	\$0	0.0%	193	189
Antelope UHSD	Yuma	0	\$0	\$0	\$7,250	-100.0%	\$0	\$7,250	0.0%	193	124
Seligman USD	Yavapai	0	\$0	\$0	\$1,000	-100.0%	\$0	\$4,114	0.0%	193	178
Red Mesa USD	Apache	0	\$0	\$0	\$10,400	-100.0%	\$0	\$9,150	0.0%	193	114
Window Rock USD	Apache	0	\$0	\$0	\$0	0.0%	\$0	\$0	0.0%	193	189
Valentine ESD	Mohave	0	\$0	\$0	\$2,000	-100.0%	\$0	\$0	0.0%	193	167
Crown King ESD	Yavapai	0	\$0	\$0	\$200	-100.0%	\$699	\$32	0.0%	193	187
Cedar USD	Navajo	0	\$0	\$0	\$0	0.0%	\$0	\$0	0.0%	193	189
Young ESD	Gila	0	\$0	\$0	\$0	0.0%	\$0	\$0	0.0%	193	189
Mountain Insitute Joint Technical Education District	Yavapai	0	\$0	\$0	\$0	0.0%	\$0	\$0	0.0%	193	189
Superior USD	Pinal	0	\$0	\$0	\$4,063	-100.0%	\$0	\$3,522	0.0%	193	149
Pinon USD	Navajo	0	\$0	\$0	\$0	0.0%	\$0	\$0	0.0%	193	189
Heber-Overgaard USD	Navajo	0	\$0	\$0	\$0	0.0%	\$0	\$0	0.0%	193	189
Aguila ESD	Maricopa	0	\$0	\$0	\$0	0.0%	\$0	\$0	0.0%	193	189
Gila County Regional District	Gila	0	\$0	\$0	\$0	0.0%	\$0	\$0	0.0%	193	189
Littlefield USD	Mohave	0	\$0	\$0	\$4,188	-100.0%	\$0	\$6,249	0.0%	193	148
Wenden ESD	La Paz	0	\$0	\$0	\$0	0.0%	\$0	\$0	0.0%	193	189
Kayenta USD	Navajo	0	\$0	\$0	\$0	0.0%	\$0	\$0	0.0%	193	189
Peach Springs USD	Mohave	0	\$0	\$0	\$0	0.0%	\$0	\$0	0.0%	193	189

Note: Districts with no county listed have facilities in multiple counties.



**APPENDIX II**  
**2024 PUBLIC SCHOOL REPORT**  
 BY CHARTER HOLDER

Charter Holder	County	Sum of Donors	Average Per Donor	2024 Dollars Received	2023 Dollars Received	% Change	2024 Dollars Spent	2023 Dollars Spent	% of \$ Spent	2024 Rank	2023 Rank
Academy of Mathematics and Science South		35	\$21,207	\$742,232	\$754,003	-1.6%	\$742,233	\$754,002	100.0%	1	1
Paragon Management		1,803	\$345	\$622,790	\$574,053	8.5%	\$1,643,013	\$1,060,798	263.8%	2	2
American Leadership Academy		966	\$291	\$281,221	\$291,485	-3.5%	\$170,384	\$228,630	60.6%	3	3
Leman Academy of Excellence Inc		698	\$318	\$222,157	\$225,761	-1.6%	\$250,350	\$212,743	112.7%	4	5
Keystone Montessori Charter School	Maricopa	257	\$826	\$212,336	\$170,279	24.7%	\$212,336	\$170,279	100.0%	5	8
Horizon Community Learning Center Secondary	Maricopa	698	\$298	\$207,832	\$194,586	6.8%	\$396,026	\$254,636	190.6%	6	6
Hermosa Montessori Charter School	Pima	203	\$888	\$180,310	\$183,521	-1.7%	\$180,310	\$183,521	100.0%	7	7
Eduprize Schools, LLC		930	\$186	\$172,774	\$235,355	-26.6%	\$536,919	\$530,152	310.8%	8	4
Benjamin Franklin Charter School	Maricopa	520	\$298	\$155,079	\$134,850	15.0%	\$195,372	\$78,179	126.0%	9	13
Archway Classical Academy Scottsdale		378	\$365	\$137,830	\$153,688	-10.3%	\$137,830	\$153,688	100.0%	10	9
Arizona School For The Arts	Maricopa	367	\$365	\$133,986	\$144,271	-7.1%	\$133,986	\$144,271	100.0%	11	11
Scottsdale Preparatory Academy	Maricopa	336	\$369	\$124,021	\$152,380	-18.6%	\$124,021	\$152,380	100.0%	12	10
Heritage Academy	Maricopa	339	\$360	\$122,113	\$135,859	-10.1%	\$122,113	\$135,859	100.0%	13	12
Odyssey Preparatory Academy, The	Maricopa	266	\$418	\$111,307	\$42,489	162.0%	\$111,307	\$42,489	100.0%	14	61
Anthem Preparatory Academy	Maricopa	278	\$358	\$99,491	\$128,561	-22.6%	\$99,491	\$128,561	100.0%	15	14
Academy of Math and Science, Inc.	Maricopa	5	\$19,711	\$98,556	\$110,005	-10.4%	\$98,556	\$110,005	100.0%	16	17
Villa Montessori Charter School	Maricopa	293	\$335	\$98,287	\$111,475	-11.8%	\$98,287	\$111,475	100.0%	17	16
Desert Heights Charter Schools	Maricopa	927	\$102	\$94,990	\$98,298	-3.4%	\$94,990	\$98,298	100.0%	18	19
Khalsa Family Services	Pima	193	\$465	\$89,767	\$97,158	-7.6%	\$89,767	\$97,158	100.0%	19	20
Archway Classical Academy North Phoenix	Maricopa	248	\$357	\$88,596	\$92,388	-4.1%	\$88,596	\$92,388	100.0%	20	24
Archway Classical Academy Veritas	Maricopa	229	\$384	\$87,930	\$86,673	1.5%	\$87,930	\$86,673	100.0%	21	27
Math and Science Success Academy	Pima	8	\$10,946	\$87,568	\$63,388	38.1%	\$77,217	\$63,388	88.2%	22	38
Veritas Preparatory Academy	Maricopa	241	\$362	\$87,184	\$113,805	-23.4%	\$87,184	\$113,805	100.0%	23	15
Tempe Preparatory Academy	Maricopa	258	\$334	\$86,296	\$96,552	-10.6%	\$86,296	\$96,552	100.0%	24	22
Glendale Preparatory Academy	Maricopa	237	\$358	\$84,850	\$98,538	-13.9%	\$84,850	\$98,538	100.0%	25	18
Chandler Preparatory Academy	Maricopa	239	\$349	\$83,452	\$96,690	-13.7%	\$83,452	\$96,690	100.0%	26	21
Northland Preparatory Academy	Coconino	285	\$291	\$82,845	\$92,265	-10.2%	\$82,845	\$92,265	100.0%	27	25
Trivium Preparatory Academy	Maricopa	234	\$343	\$80,175	\$90,062	-11.0%	\$80,175	\$90,062	100.0%	28	26
Archway Classical Academy Lincoln	Maricopa	221	\$357	\$78,882	\$93,840	-15.9%	\$78,882	\$93,840	100.0%	29	23
Kingman Academy of Learning	Mohave	220	\$342	\$75,287	\$60,967	23.5%	\$174,503	\$231,842	231.8%	30	42
Tucson Country Day School	Pima	342	\$219	\$74,844	\$59,314	26.2%	\$75,567	\$68,679	101.0%	31	46
Horizon Community Learning Center Elementary	Maricopa	553	\$131	\$72,221	\$48,151	50.0%	\$159,479	\$79,016	220.8%	32	55
Basis School - Phoenix	Maricopa	218	\$326	\$71,113	\$49,289	44.3%	\$202,723	\$173,621	285.1%	33	53
Heritage Academy Queen Creek	Maricopa	129	\$529	\$68,246	\$76,908	-11.3%	\$68,246	\$76,908	100.0%	34	29
Archway Classical Academy Chandler	Maricopa	180	\$372	\$67,048	\$65,736	2.0%	\$67,048	\$65,736	100.0%	35	37
Basis School - Scottsdale	Maricopa	198	\$333	\$65,967	\$47,202	39.8%	\$305,721	\$310,751	463.4%	36	56
Archway Classical Academy Glendale	Maricopa	190	\$347	\$65,906	\$66,828	-1.4%	\$65,906	\$66,828	100.0%	37	36
Benchmark School, Inc.	Maricopa	100	\$642	\$64,200	\$72,089	-10.9%	\$47,897	\$39,870	74.6%	38	31
Cicero Preparatory Academy	Maricopa	177	\$360	\$63,779	\$67,208	-5.1%	\$63,779	\$67,208	100.0%	39	34
Arizona Autism Charter School, Inc.	Maricopa	213	\$298	\$63,557	\$31,748	100.2%	\$23,049	\$102,803	36.3%	40	72
Arete Prepary Academy	Maricopa	166	\$376	\$62,372	\$72,860	-14.4%	\$62,372	\$72,860	100.0%	41	30
Arizona Agribusiness & Equine Center, Inc.	Maricopa	207	\$299	\$61,904	\$84,367	-26.6%	\$58,039	\$39,994	93.8%	42	28
North Phoenix Preparatory Academy	Maricopa	180	\$337	\$60,598	\$58,676	3.3%	\$60,598	\$58,676	100.0%	43	47
Archway Classical Academy Trivium West	Maricopa	180	\$330	\$59,384	\$63,135	-5.9%	\$59,384	\$63,135	100.0%	44	39
Basis School - Chandler	Maricopa	198	\$300	\$59,311	\$69,200	-14.3%	\$382,443	\$285,135	644.8%	45	33
Noah Webster Basic School-Mesa	Maricopa	204	\$287	\$58,514	\$60,473	-3.2%	\$58,746	\$60,473	100.4%	46	43
Academy of Tucson, Inc.	Pima	252	\$228	\$57,568	\$59,418	-3.1%	\$50,218	\$59,418	87.2%	47	44
Allen-Cochran Enterprises, Inc.	Maricopa	161	\$343	\$55,145	\$55,761	-1.1%	\$55,520	\$54,719	100.7%	48	49
Academy of Mathematics and Science	Pima	10	\$5,374	\$53,744	\$66,874	-19.6%	\$53,744	\$66,874	100.0%	49	35
Lincoln Preparatory Academy	Maricopa	163	\$323	\$52,690	\$62,548	-15.8%	\$52,690	\$62,548	100.0%	50	40
Mountain School, Inc.	Coconino	230	\$227	\$52,260	\$45,123	15.8%	\$52,260	\$45,123	100.0%	51	57
Science Technology Engineering and Math Arizona	Pima	178	\$289	\$51,513	\$6,821	655.2%	\$60,291	\$8,880	117.0%	52	162
Khalsa Montessori Elementary Schools	Maricopa	80	\$599	\$47,913	\$50,422	-5.0%	\$47,913	\$34,376	100.0%	53	51
Choice Academies	Maricopa	207	\$231	\$47,733	\$37,136	28.5%	\$52,209	\$52,230	109.4%	54	66
Legacy Traditional School - Northwest Tucson	Pima	144	\$329	\$47,395	\$49,580	-4.4%	\$47,395	\$49,580	100.0%	55	52
Little Lamb Community School	Maricopa	93	\$502	\$46,705	\$14,860	214.3%	\$46,705	\$14,860	100.0%	56	117
Basis School - Prescott	Yavapai	137	\$332	\$45,448	\$44,224	2.8%	\$101,538	\$86,794	223.4%	57	59
Archway Classical Academy Cicero	Maricopa	127	\$357	\$45,301	\$62,139	-27.1%	\$45,301	\$62,139	100.0%	58	41
Basis School - Peoria	Maricopa	137	\$307	\$42,045	\$48,598	-13.5%	\$250,004	\$157,180	594.6%	59	54
Archway Classical Academy Arete	Maricopa	117	\$355	\$41,543	\$57,616	-27.9%	\$41,543	\$57,616	100.0%	60	48
Mary Ellen Halvorson Education Foundation - Tri-City College Prep High School	Yavapai	134	\$301	\$40,360	\$36,881	9.4%	\$53,828	\$28,642	133.4%	61	67

**APPENDIX II**  
**2024 PUBLIC SCHOOL REPORT**  
 BY CHARTER HOLDER

Charter Holder	County	Sum of Donors	Average Per Donor	2024 Dollars Received	2023 Dollars Received	% Change	2024 Dollars Spent	2023 Dollars Spent	% of \$ Spent	2024 Rank	2023 Rank
Montessori Education Centre Charter School	Maricopa	111	\$340	\$37,794	\$37,621	0.5%	\$44,288	\$34,657	117.2%	62	65
University Public Schools - ASU Prep Academy - Polytechnic	Maricopa	116	\$322	\$37,370	\$39,112	-4.5%	\$21,473	\$16,880	57.5%	63	62
Basis School - Flagstaff	Coconino	107	\$346	\$37,033	\$34,385	7.7%	\$191,843	\$153,679	518.0%	64	69
Imagine Middle at East Mesa	Maricopa	136	\$269	\$36,560	\$36,734	-0.5%	\$36,035	\$49,521	98.6%	65	68
Basis School - Tucson Primary	Pima	117	\$298	\$34,889	\$38,970	-10.5%	\$113,527	\$70,102	325.4%	66	63
Basis School - Oro Valley	Pima	113	\$290	\$32,821	\$45,029	-27.1%	\$116,153	\$93,558	353.9%	67	58
James Madison Preparatory School	Maricopa	111	\$288	\$31,990	\$31,945	0.1%	\$31,990	\$31,945	100.0%	68	71
Archway Classical Academy Trivium	Maricopa	91	\$344	\$31,344	\$38,269	-18.1%	\$31,344	\$38,269	100.0%	69	64
Heritage Academy Maricopa	Maricopa	88	\$353	\$31,092	\$31,683	-1.9%	\$31,092	\$31,683	100.0%	70	73
Florence Crittenton Services of Arizona	Maricopa	75	\$399	\$29,959	\$28,240	6.1%	\$29,959	\$28,240	100.0%	71	80
Candeo Schools	Maricopa	88	\$327	\$28,775	\$23,790	21.0%	\$28,775	\$23,790	100.0%	72	91
Heartwood AZ	Maricopa	63	\$431	\$27,122	\$1,800	1406.8%	\$27,122	\$1,800	100.0%	73	234
City Center for Collaborative Learning	Pima	99	\$270	\$26,727	\$32,449	-17.6%	\$35,310	\$32,262	132.1%	74	70
Maryvale Preparatory Academy	Maricopa	74	\$356	\$26,316	\$50,738	-48.1%	\$26,316	\$50,738	100.0%	75	50
Daisy Education - Sonoran Science Academy, Tucson	Pima	82	\$318	\$26,058	\$19,858	31.2%	\$26,058	\$19,858	100.0%	76	101
Basis School - Tucson North	Pima	87	\$297	\$25,882	\$30,230	-14.4%	\$130,024	\$103,410	502.4%	77	76
Sage Academy	Maricopa	101	\$252	\$25,410	\$28,306	-10.2%	\$84,159	\$96,295	331.2%	78	79
Basis School - Ahwatukee	Maricopa	72	\$352	\$25,367	\$27,603	-8.1%	\$166,264	\$123,854	655.4%	79	83
Ridgeline Academy, A Challenge Foundation Academy	Maricopa	75	\$333	\$24,939	\$28,986	-14.0%	\$24,939	\$28,986	100.0%	80	77
Basis School - Mesa	Maricopa	82	\$302	\$24,796	\$27,851	-11.0%	\$186,239	\$133,486	751.1%	81	82
Basis Charter Schools	Maricopa	73	\$322	\$23,539	\$20,430	15.2%	\$101,331	\$40,534	430.5%	82	100
Montessori Schoolhouse of Tucson, Inc.	Pima	68	\$341	\$23,210	\$17,900	29.7%	\$19,452	\$10,260	83.8%	83	106
AZ Compass Schools	Maricopa	158	\$146	\$23,056	\$2,508	819.3%	\$23,056	\$2,508	100.0%	84	213
Scottsdale Country Day School	Maricopa	64	\$348	\$22,259	\$24,899	-10.6%	\$22,259	\$25,665	100.0%	85	90
Reid Traditional Schools' Valley Academy	Maricopa	65	\$335	\$21,781	\$25,900	-15.9%	\$21,781	\$42,714	100.0%	86	88
Basis School - Chandler Primary North Campus	Maricopa	61	\$345	\$21,029	\$16,032	31.2%	\$91,909	\$72,963	437.1%	87	114
New Learning Ventures INC	Maricopa	43	\$488	\$20,991	\$11,207	87.3%	\$20,991	\$11,207	100.0%	88	132
Challenge School, Inc.	Maricopa	141	\$149	\$20,950	\$22,338	-6.2%	\$20,950	\$22,338	100.0%	89	93
Legacy Traditional Charter School - Chandler	Maricopa	88	\$237	\$20,833	\$30,702	-32.1%	\$20,833	\$30,702	100.0%	90	75
Flagstaff Montessori, LLC	Coconino	67	\$303	\$20,283	\$17,735	14.4%	\$9,306	\$11,946	45.9%	91	107
Heritage Academy Laveen	Maricopa	67	\$301	\$20,193	\$25,082	-19.5%	\$20,193	\$25,082	100.0%	92	89
University Public Schools - ASU Prep Academy - Phoenix		47	\$415	\$19,520	\$15,848	23.2%	\$14,094	\$10,409	72.2%	93	115
Haven Montessori Children's House	Coconino	52	\$365	\$18,958	\$21,576	-12.1%	\$20,616	\$20,144	108.7%	94	96
Legacy Traditional School - Surprise	Maricopa	189	\$99	\$18,735	\$16,323	14.8%	\$18,735	\$16,323	100.0%	95	112
Basis School - Scottsdale Primary - West Campus	Maricopa	56	\$321	\$17,965	\$16,350	9.9%	\$56,236	\$44,533	313.0%	96	111
Mesa Arts Academy	Maricopa	48	\$373	\$17,914	\$18,838	-4.9%	\$15,587	\$8,445	87.0%	97	105
Legacy Traditional Charter School - Queen Creek	Maricopa	28	\$635	\$17,790	\$9,740	82.6%	\$17,790	\$9,740	100.0%	98	140
Challenger Basic School, Inc.	Maricopa	63	\$273	\$17,190	\$16,690	3.0%	\$28,174	\$26,144	163.9%	99	110
Ball Charter Schools - Val Vista	Maricopa	62	\$273	\$16,932	\$27,181	-37.7%	\$16,932	\$27,181	100.0%	100	85
Basis School - Oro Valley Primary	Pima	60	\$281	\$16,858	\$21,310	-20.9%	\$72,645	\$33,526	430.9%	101	97
Basis School - Peoria Primary	Maricopa	60	\$275	\$16,516	\$28,425	-41.9%	\$136,663	\$46,244	827.5%	102	78
Freedom Academy, Inc	Maricopa	49	\$333	\$16,296	\$26,350	-38.2%	\$16,296	\$26,350	100.0%	103	87
Basis School - Chandler Primary South Campus	Maricopa	52	\$306	\$15,929	\$16,746	-4.9%	\$89,389	\$59,462	561.2%	104	109
Telesis Center for Learning	Mohave	53	\$300	\$15,896	\$13,996	13.6%	\$15,896	\$13,996	100.0%	105	123
Ball Charter Schools - Hearn	Maricopa	58	\$270	\$15,671	\$9,623	62.8%	\$15,671	\$9,623	100.0%	106	143
Noah Webster Basic School-Pima	Maricopa	71	\$219	\$15,570	\$19,224	-19.0%	\$15,570	\$19,224	100.0%	107	103
Basis School - Scottsdale Primary	Maricopa	53	\$283	\$15,020	\$22,373	-32.9%	\$166,489	\$60,185	1108.5%	108	92
Kaizen Education Foundation - Mission Heights Preparatory High School	Pinal	53	\$282	\$14,970	\$10,800	38.6%	\$9,628	\$1,600	64.3%	109	133
Vista College Preparatory, Inc.	Maricopa	48	\$310	\$14,876	\$22,304	-33.3%	\$15,998	\$18,236	107.5%	110	94
Mohave Accelerated Learning Center	Mohave	56	\$265	\$14,825	\$14,650	1.2%	\$14,825	\$14,650	100.0%	111	119
San Tan Montessori School	Maricopa	47	\$312	\$14,650	\$42,560	-65.6%	\$14,650	\$42,560	100.0%	112	60
Edison Project	Maricopa	229	\$64	\$14,600	\$21,009	-30.5%	\$28,031	\$27,763	192.0%	113	99
Integrated Education Foundation	Maricopa	73	\$200	\$14,600	\$21,097	-30.8%	\$14,600	\$21,097	100.0%	113	98
Basis School - Goodyear	Maricopa	48	\$299	\$14,358	\$18,862	-23.9%	\$52,540	\$178,188	365.9%	115	104
Franklin Phonetic Primary School, Inc.		44	\$323	\$14,206	\$10,721	32.5%	\$14,206	\$10,721	100.0%	116	134
Skyview School, Inc.	Yavapai	46	\$303	\$13,949	\$59,394	-76.5%	\$9,445	\$33,479	67.7%	117	45
New School for the Arts	Maricopa	47	\$295	\$13,852	\$14,399	-3.8%	\$13,852	\$14,399	100.0%	118	121
Daisy Education - Sonoran Science Academy		37	\$372	\$13,776	\$26,610	-48.2%	\$13,776	\$26,610	100.0%	119	86
Valley of the Sun Waldorf Education Association-Desert Marigold School	Maricopa	50	\$270	\$13,517	\$16,277	-17.0%	\$15,767	\$14,564	116.6%	120	113
Montessori Day Public Schools Chartered	Maricopa	49	\$264	\$12,921	\$4,800	169.2%	\$12,921	\$4,800	100.0%	121	184
Pine Forest Education Association	Coconino	39	\$329	\$12,850	\$11,955	7.5%	\$41,734	\$7,139	324.8%	122	129

**APPENDIX II**  
**2024 PUBLIC SCHOOL REPORT**  
 BY CHARTER HOLDER

Charter Holder	County	Sum of Donors	Average Per Donor	2024 Dollars Received	2023 Dollars Received	% Change	2024 Dollars Spent	2023 Dollars Spent	% of \$ Spent	2024 Rank	2023 Rank
Ball Charter Schools - Dobson	Maricopa	40	\$319	\$12,741	\$17,100	-25.5%	\$12,741	\$17,100	100.0%	123	108
Montessori Academy, Inc.	Maricopa	35	\$352	\$12,329	\$14,540	-15.2%	\$12,329	\$14,540	100.0%	124	120
Masada Charter School	Mohave	63	\$195	\$12,306	\$22,024	-44.1%	\$7,866	\$11,324	63.9%	125	95
Reid Traditional Schools' Painted Rock Academy	Maricopa	37	\$321	\$11,880	\$15,010	-20.9%	\$11,880	\$15,240	100.0%	126	116
Desert Star Community School	Yavapai	40	\$286	\$11,428	\$6,911	65.4%	\$11,428	\$6,911	100.0%	127	161
East Mesa Charter Elementary School	Maricopa	45	\$253	\$11,385	\$9,700	17.4%	\$2,700	\$4,200	23.7%	128	141
Edge School, The	Pima	37	\$307	\$11,355	\$10,077	12.7%	\$16,042	\$2,044	141.3%	129	137
Satori, Inc.	Pima	37	\$299	\$11,048	\$0	100.0%	\$11,048	\$0	100.0%	130	314
Self Development Charter School	Maricopa	36	\$306	\$11,001	\$9,159	20.1%	\$11,001	\$9,159	100.0%	131	147
Leading Edge Academy	Maricopa	38	\$283	\$10,768	\$27,465	-60.8%	\$10,768	\$27,465	100.0%	132	84
La Tierra Community School	Yavapai	36	\$292	\$10,504	\$0	100.0%	\$8,484	\$0	80.8%	133	314
Carpe Diem Collegiate High School	Yuma	27	\$387	\$10,448	\$3,600	190.2%	\$8,800	\$0	84.2%	134	196
The Grande Innovation Academy	Pinal	34	\$304	\$10,334	\$9,390	10.1%	\$10,334	\$9,390	100.0%	135	145
Arizona Community Development Corp	Pima	50	\$200	\$10,000	\$8,400	19.0%	\$10,000	\$8,400	100.0%	136	151
Daisy Education - Sonoran Science Academy, Phoenix	Maricopa	22	\$454	\$9,986	\$400	2396.5%	\$9,686	\$400	97.0%	137	288
Legacy Traditional School - East Mesa	Maricopa	27	\$365	\$9,850	\$9,592	2.7%	\$9,850	\$9,592	100.0%	138	144
Stepping Stones Academy	Maricopa	23	\$415	\$9,545	\$7,900	20.8%	\$9,545	\$7,900	100.0%	139	154
Empower College Prep	Maricopa	42	\$225	\$9,435	\$8,500	11.0%	\$9,435	\$8,500	100.0%	140	150
Discovery Plus Academy	Graham	17	\$548	\$9,315	\$2,377	291.9%	\$5,194	\$5,874	55.8%	141	218
Legacy Traditional School - Gilbert	Maricopa	26	\$358	\$9,309	\$14,061	-33.8%	\$9,309	\$14,061	100.0%	142	122
Santa Cruz Valley Opportunities in Education	Santa Cruz	23	\$403	\$9,275	\$11,871	-21.9%	\$13,653	\$370	147.2%	143	130
University Public Schools - ASU Preparatory Academy Digital	Maricopa	34	\$270	\$9,180	\$9,830	-6.6%	\$5,206	\$7,957	56.7%	144	139
Legacy Traditional School - West Surprise	Maricopa	28	\$328	\$9,175	\$12,425	-26.2%	\$9,175	\$12,425	100.0%	145	127
Bright Beginnings School	Maricopa	26	\$340	\$8,840	\$9,660	-8.5%	\$19,917	\$115,960	225.3%	146	142
Skyline Schools, Inc.	Maricopa	46	\$189	\$8,704	\$1,700	412.0%	\$8,704	\$1,400	100.0%	147	237
Legacy Traditional Charter School - Peoria	Maricopa	27	\$316	\$8,520	\$12,225	-30.3%	\$8,520	\$12,225	100.0%	148	128
Metropolitan Arts Institute	Maricopa	29	\$290	\$8,400	\$14,850	-43.4%	\$1,649	\$8,136	19.6%	149	118
American Leadership Academy North	Maricopa	27	\$309	\$8,332	\$6,795	22.6%	\$1,729	\$4,635	20.8%	150	163
Desert Sage School	Pima	28	\$284	\$7,951	\$3,793	109.6%	\$6,966	\$2,153	87.6%	151	194
Arizona Language Preparatory	Maricopa	22	\$359	\$7,900	\$7,000	12.9%	\$7,500	\$13,286	94.9%	152	160
Highland Prep	Maricopa	23	\$343	\$7,900	\$3,900	102.6%	\$7,900	\$3,900	100.0%	152	192
American Leadership Academy South	Maricopa	25	\$312	\$7,800	\$5,096	53.1%	\$43	\$2,837	0.6%	154	178
Nosotros Academy	Pima	22	\$336	\$7,381	\$9,845	-25.0%	\$7,381	\$9,845	100.0%	155	138
Skyline Gila River Schools	Maricopa	16	\$450	\$7,205	\$200	3502.5%	\$7,205	\$200	100.0%	156	300
Happy Valley School, Inc	Maricopa	20	\$360	\$7,200	\$5,300	35.8%	\$7,200	\$5,300	100.0%	157	174
Highland Free School	Pima	24	\$300	\$7,200	\$8,400	-14.3%	\$1,228	\$650	17.1%	157	151
Legacy Traditional School - Glendale	Maricopa	22	\$324	\$7,136	\$10,200	-30.0%	\$7,136	\$10,200	100.0%	159	136
Cambridge Academy East, Inc	Maricopa	18	\$389	\$6,996	\$3,790	84.6%	\$6,996	\$3,790	100.0%	160	195
Presidio School - Tucson	Pima	26	\$266	\$6,919	\$4,754	45.5%	\$2,373	\$4,797	34.3%	161	185
Madison Highland Prep	Maricopa	19	\$358	\$6,800	\$4,900	38.8%	\$6,800	\$4,900	100.0%	162	182
Self Development Academy-Phoenix	Maricopa	21	\$312	\$6,556	\$1,690	287.9%	\$6,556	\$1,690	100.0%	163	238
Great Expectations Academy	Pima	22	\$298	\$6,555	\$5,600	17.1%	\$6,555	\$5,600	100.0%	164	171
Mountain Oak Charter School, Inc.	Yavapai	21	\$312	\$6,550	\$0	100.0%	\$6,734	\$0	102.8%	165	314
Legacy Traditional School - Avondale	Maricopa	20	\$316	\$6,310	\$6,500	-2.9%	\$6,310	\$6,500	100.0%	166	165
Young Scholar's Academy Charter School	Mohave	17	\$371	\$6,300	\$5,700	10.5%	\$772	\$1,273	12.2%	167	170
Liberty Leadership Academy	Yavapai	17	\$369	\$6,280	\$5,140	22.2%	\$360	\$5,140	5.7%	168	176
Legacy Traditional Charter School - N Chandler	Maricopa	24	\$252	\$6,055	\$7,250	-16.5%	\$6,055	\$7,250	100.0%	169	159
Blue Adobe Project	Pima	21	\$281	\$5,900	\$12,994	-54.6%	\$132	\$2,093	2.2%	170	126
Prescott Valley Charter School	Yavapai	24	\$236	\$5,670	\$2,400	136.3%	\$5,670	\$2,400	100.0%	171	215
Western School of Science and Technology - A Challenge Foundation AC	Maricopa	20	\$284	\$5,670	\$0	100.0%	\$5,670	\$0	100.0%	171	314
Glen Canyon Outdoor Academy	Coconino	14	\$400	\$5,600	\$3,200	75.0%	\$5,600	\$4,000	100.0%	173	202
Concordia Charter School, Inc.	Maricopa	16	\$344	\$5,500	\$5,150	6.8%	\$5,500	\$5,150	100.0%	174	175
Compass Points International	Yavapai	17	\$321	\$5,450	\$8,367	-34.9%	\$4,315	\$3,123	79.2%	175	153
Basis School - Phoenix Central	Maricopa	17	\$311	\$5,285	\$6,450	-18.1%	\$30,787	\$19,162	582.5%	176	166
PORTABLE PRACTICAL EDUCATIONAL PREPARATION and INC. (PPEP and INC.)		24	\$219	\$5,251	\$5,029	4.4%	\$1,325	\$8,894	25.2%	177	180
Legacy Traditional School - Phoenix	Maricopa	17	\$309	\$5,248	\$6,684	-21.5%	\$5,248	\$6,684	100.0%	178	164
Legacy Traditional School - Mesa	Maricopa	13	\$396	\$5,150	\$2,400	114.6%	\$5,150	\$2,400	100.0%	179	215
Legacy Traditional Charter School - Casa Grande	Pinal	17	\$300	\$5,099	\$7,875	-35.3%	\$5,099	\$7,875	100.0%	180	155
Premier Prep Online Academy	Maricopa	15	\$325	\$4,875	\$6,000	-18.8%	\$4,875	\$5,552	100.0%	181	168
Kaizen Education Foundation - Gilbert Arts Public Charter Academy	Maricopa	25	\$190	\$4,760	\$5,325	-10.6%	\$15,730	\$1,018	330.5%	182	173
Desert Star Academy INC	Mohave	17	\$253	\$4,309	\$2,861	50.6%	\$4,309	\$2,861	100.0%	183	210

APPENDIX II  
2024 PUBLIC SCHOOL REPORT  
BY CHARTER HOLDER

Charter Holder	County	Sum of Donors	Average Per Donor	2024 Dollars Received	2023 Dollars Received	% Change	2024 Dollars Spent	2023 Dollars Spent	% of \$ Spent	2024 Rank	2023 Rank
Legacy Traditional Charter School - Deer Valley	Maricopa	14	\$303	\$4,235	\$3,501	21.0%	\$4,235	\$3,501	100.0%	184	198
Legacy Traditional Charter School - Maricopa	Pinal	12	\$336	\$4,037	\$4,920	-17.9%	\$4,037	\$4,920	100.0%	185	181
Crown Charter School, Inc.	Maricopa	20	\$200	\$4,000	\$4,000	0.0%	\$4,000	\$4,000	100.0%	186	191
Highland Prep West	Maricopa	11	\$359	\$3,950	\$2,400	64.6%	\$3,950	\$2,400	100.0%	187	215
Painted Desert Demonstration Projects, Inc.	Coconino	14	\$281	\$3,935	\$0	100.0%	\$3,935	\$0	100.0%	188	314
Desert Sky Community School	Pima	12	\$321	\$3,850	\$4,600	-16.3%	\$309	\$680	8.0%	189	187
A+Charter Schools	Pinal	14	\$273	\$3,825	\$1,025	273.2%	\$3,825	\$1,025	100.0%	190	251
StrengthBuilding Partners	Pima	8	\$475	\$3,800	\$2,075	83.1%	\$3,800	\$2,075	100.0%	191	224
Arizona Call-A-Teen Youth Resources	Maricopa	19	\$198	\$3,763	\$0	100.0%	\$3,763	\$0	100.0%	192	314
Basis School - Phoenix South	Maricopa	12	\$309	\$3,705	\$8,770	-57.8%	\$17,158	\$9,334	463.1%	193	149
Bell Canyon Charter School, Inc.	Maricopa	12	\$301	\$3,610	\$7,264	-50.3%	\$3,381	\$7,264	93.6%	194	158
Legacy Traditional School - East Tucson	Pima	11	\$327	\$3,600	\$2,300	56.5%	\$3,600	\$2,300	100.0%	195	220
Acorn Montessori Charter School	Yavapai	14	\$249	\$3,490	\$3,140	11.1%	\$3,490	\$3,140	100.0%	196	206
PACE Preparatory Academy	Yavapai	9	\$378	\$3,400	\$0	100.0%	\$0	\$0	0.0%	197	314
Midtown Primary School	Maricopa	10	\$325	\$3,250	\$0	100.0%	\$3,250	\$0	100.0%	198	314
Blueprint Education	Maricopa	10	\$320	\$3,200	\$8,800	-63.6%	\$3,040	\$8,800	95.0%	199	148
Leading Edge Academy Queen Creek	Maricopa	14	\$227	\$3,183	\$4,274	-25.5%	\$3,183	\$4,274	100.0%	200	189
Heritage Elementary School	Pima	16	\$194	\$3,100	\$0	100.0%	\$3,100	\$0	100.0%	201	314
Legacy Traditional School - San Tan	Maricopa	5	\$602	\$3,010	\$2,200	36.8%	\$3,010	\$2,200	100.0%	202	221
Academy of Building Industries	Mohave	10	\$300	\$3,000	\$5,600	-46.4%	\$2,246	\$5,600	74.9%	203	171
Vector School District - Vector Prep and Arts Academy	Maricopa	39	\$74	\$2,905	\$646	349.7%	\$2,905	\$646	100.0%	204	272
CPLC Community Schools-Toltecali High School	Pima	12	\$240	\$2,874	\$800	259.3%	\$2,874	\$800	100.0%	205	262
The Paideia Academies INC	Maricopa	15	\$190	\$2,850	\$2,200	29.5%	\$2,850	\$2,200	100.0%	206	221
Kaizen Education Foundation - Havasu Preparatory Academy	Mohave	11	\$256	\$2,813	\$7,679	-63.4%	\$0	\$1,407	0.0%	207	156
Aprender Tucson	Pima	10	\$280	\$2,800	\$3,800	-26.3%	\$2,800	\$3,800	100.0%	208	193
Casa Academy	Maricopa	16	\$172	\$2,744	\$13,547	-79.7%	\$2,744	\$13,547	100.0%	209	125
Victory Collegiate Academy Corporation	Maricopa	8	\$338	\$2,700	\$200	1250.0%	\$2,700	\$200	100.0%	210	300
New World Educational Center	Maricopa	9	\$298	\$2,680	\$7,313	-63.4%	\$2,680	\$102	100.0%	211	157
Center for Academic Success	Cochise	11	\$231	\$2,543	\$3,200	-20.5%	\$4,530	\$2,968	178.1%	212	202
Synergy Public School	Maricopa	13	\$188	\$2,450	\$1,200	104.2%	\$2,450	\$1,099	100.0%	213	244
EAGLE South Mountain Charter	Maricopa	9	\$267	\$2,400	\$1,000	140.0%	\$2,400	\$1,000	100.0%	214	252
Heritage Academy	Maricopa	8	\$288	\$2,300	\$1,720	33.7%	\$2,300	\$1,720	100.0%	215	236
Leading Edge Academy Maricopa	Pinal	10	\$225	\$2,250	\$2,375	-5.3%	\$2,250	\$2,375	100.0%	216	219
Milestones Charter School	Maricopa	7	\$300	\$2,100	\$950	121.1%	\$2,100	\$950	100.0%	217	258
Educational Impact	Pima	8	\$250	\$2,000	\$0	100.0%	\$2,000	\$0	100.0%	218	314
Imagine Avondale Middle	Maricopa	1	\$2,000	\$2,000	\$0	100.0%	\$2,000	\$0	100.0%	218	314
Tucson International Academy, Inc.	Pima	6	\$333	\$2,000	\$3,200	-37.5%	\$1,978	\$4,327	98.9%	218	202
University Public Schools - ASU Preparatory Academy	Maricopa	5	\$380	\$1,900	\$0	100.0%	\$0	\$0	0.0%	221	314
Mingus Springs Charter School	Yavapai	6	\$310	\$1,860	\$2,000	-7.0%	\$8,519	\$8,291	458.0%	222	226
Legacy Traditional Charter School - Laveen	Maricopa	5	\$360	\$1,800	\$3,150	-42.9%	\$1,800	\$3,150	100.0%	223	205
Basis School - Goodyear Primary	Maricopa	8	\$225	\$1,800	\$200	800.0%	\$33,953	\$26,833	1886.3%	223	300
Kaizen Education Foundation - Liberty Arts Academy	Maricopa	8	\$225	\$1,800	\$4,650	-61.3%	\$2,274	\$5,511	126.4%	223	186
Academy with Community Partners Inc	Maricopa	7	\$251	\$1,755	\$11,466	-84.7%	\$1,755	\$11,466	100.0%	226	131
Juniper Tree Academy	Yuma	6	\$275	\$1,650	\$1,871	-11.8%	\$0	\$0	0.0%	227	230
Calibre Academy	Maricopa	6	\$253	\$1,515	\$1,800	-15.8%	\$1,515	\$1,800	100.0%	228	234
South Phoenix Academy, Inc.	Maricopa	8	\$189	\$1,515	\$200	657.5%	\$1,515	\$200	100.0%	228	300
Estrella Educational Foundation	Maricopa	5	\$300	\$1,500	\$1,350	11.1%	\$1,500	\$1,350	100.0%	230	242
CAFA - Learning Foundation Performing Arts School	Maricopa	5	\$300	\$1,500	\$1,000	50.0%	\$1,500	\$1,000	100.0%	230	252
Step Up Schools	Maricopa	10	\$143	\$1,425	\$3,555	-59.9%	\$4,455	\$4,421	312.6%	232	197
Patagonia Montessori Elementary School	Santa Cruz	4	\$350	\$1,400	\$3,340	-58.1%	\$1,400	\$3,340	100.0%	233	200
Phoenix School of Academic Excellence	Maricopa	5	\$274	\$1,370	\$240	470.8%	\$19,226	\$20,082	1403.4%	234	299
Triumphant Learning Center	Graham	4	\$339	\$1,354	\$2,050	-34.0%	\$1,354	\$915	100.0%	235	225
Incito Schools	Maricopa	7	\$181	\$1,268	\$0	100.0%	\$1,268	\$0	100.0%	236	314
Tucson Preparatory School	Pima	8	\$155	\$1,240	\$0	100.0%	\$1,240	\$0	100.0%	237	314
Educational Options Foundation	Maricopa	3	\$400	\$1,200	\$1,200	0.0%	\$1,200	\$1,200	100.0%	238	244
New Horizon School for the Performing Arts	Maricopa	3	\$400	\$1,200	\$2,850	-57.9%	\$1,200	\$2,850	100.0%	238	211
Griffin Foundation,Inc. The	Pima	4	\$300	\$1,200	\$0	100.0%	\$38	\$0	3.2%	238	314
American Basic Schools	Maricopa	3	\$400	\$1,200	\$800	50.0%	\$1,200	\$800	100.0%	238	262
Accelerated Learning Center, Inc.	Maricopa	4	\$300	\$1,200	\$1,850	-35.1%	\$1,200	\$1,850	100.0%	238	231
Pima Prevention Partnership - Pima Partnership School	Pima	5	\$220	\$1,100	\$550	100.0%	\$1,100	\$550	100.0%	243	284
Harvest Power Community Development Group, Inc		4	\$270	\$1,080	\$825	30.9%	\$1,080	\$825	100.0%	244	261

**APPENDIX II**  
**2024 PUBLIC SCHOOL REPORT**  
 BY CHARTER HOLDER

Charter Holder	County	Sum of Donors	Average Per Donor	2024 Dollars Received	2023 Dollars Received	% Change	2024 Dollars Spent	2023 Dollars Spent	% of \$ Spent	2024 Rank	2023 Rank
Eastpointe High School	Pima	4	\$258	\$1,030	\$800	28.8%	\$1,030	\$800	100.0%	245	262
Legacy Traditional School - Goodyear	Maricopa	4	\$250	\$1,000	\$0	100.0%	\$1,000	\$0	100.0%	246	314
PLC Charter Schools	Maricopa	3	\$333	\$1,000	\$600	66.7%	\$1,000	\$19,950	100.0%	246	273
Painted Pony Ranch Charter School	Yavapai	4	\$250	\$1,000	\$1,000	0.0%	\$1,000	\$1,000	100.0%	246	252
Imagine Avondale Elementary	Maricopa	4	\$238	\$950	\$600	58.3%	\$950	\$600	100.0%	249	273
Daisy Education - Sonoran Science Academy, Peoria	Maricopa	3	\$303	\$908	\$5,073	-82.1%	\$908	\$5,073	100.0%	250	179
American Charter Schools Foundation (West Phoenix High School)	Maricopa	3	\$283	\$850	\$800	6.3%	\$0	\$0	0.0%	251	262
American Charter Schools Foundation (Sun Valley High School)	Maricopa	2	\$400	\$800	\$600	33.3%	\$0	\$1,011	0.0%	252	273
American Charter Schools Foundation d.b.a South Ridge High School	Maricopa	4	\$200	\$800	\$400	100.0%	\$0	\$0	0.0%	252	288
American Charter Schools Foundation d.b.a South Pointe High School	Maricopa	2	\$400	\$800	\$0	100.0%	\$0	\$0	0.0%	252	314
Liberty Traditional Charter School		4	\$200	\$800	\$1,000	-20.0%	\$800	\$1,000	100.0%	252	252
Mountain Rose Academy, Inc.	Pima	2	\$400	\$800	\$800	0.0%	\$0	\$899	0.0%	252	262
Tucson Youth Development - ACE Charter High School	Pima	2	\$400	\$800	\$2,200	-63.6%	\$800	\$2,200	100.0%	252	221
American Charter Schools Foundation d.b.a Desert Hills High School	Maricopa	3	\$267	\$800	\$2,822	-71.7%	\$0	\$0	0.0%	252	212
EAGLE College Prep Mesa, LLC	Maricopa	3	\$253	\$760	\$200	280.0%	\$760	\$200	100.0%	259	300
Premier Charter High School	Maricopa	3	\$237	\$711	\$200	255.5%	\$711	\$200	100.0%	260	300
American Charter Schools Foundation d.b.a Alta Vista High School	Pima	2	\$350	\$700	\$1,952	-64.1%	\$600	\$0	85.7%	261	228
Legacy Education Group	Maricopa	2	\$350	\$700	\$600	16.7%	\$535	\$600	76.4%	261	273
Mexicayotl Academy, Inc.		2	\$300	\$600	\$1,200	-50.0%	\$8,944	\$375	1490.7%	263	244
Acclaim Charter School	Maricopa	2	\$300	\$600	\$600	0.0%	\$215	\$348	35.8%	263	273
South Valley Academy, Inc.	Maricopa	2	\$300	\$600	\$919	-34.7%	\$600	\$919	100.0%	263	259
Twenty First Century Charter School - Bennett Academy	Maricopa	2	\$300	\$600	\$0	100.0%	\$600	\$0	100.0%	263	314
American Charter Schools Foundation d.b.a Apache Trail High School	Maricopa	6	\$89	\$532	\$1,807	-70.6%	\$0	\$0	0.0%	267	232
West Gilbert Charter Elementary School	Maricopa	2	\$250	\$500	\$560	-10.7%	\$500	\$560	100.0%	268	283
Career Development, Inc.	Navajo	2	\$250	\$500	\$1,200	-58.3%	\$500	\$1,200	100.0%	268	244
Kaizen Education Foundation - El Dorado High School	Maricopa	2	\$220	\$440	\$400	10.0%	\$3,200	\$0	727.3%	270	288
CPLC Community Schools-Hiaki High School	Pima	1	\$419	\$419	\$200	109.5%	\$419	\$200	100.0%	271	300
Ha:San Education Services	Pima	1	\$400	\$400	\$1,000	-60.0%	\$400	\$1,000	100.0%	272	252
Morrison Education Group, Inc.	Maricopa	1	\$400	\$400	\$0	100.0%	\$400	\$0	100.0%	272	314
Career Success Schools	Maricopa	2	\$200	\$400	\$600	-33.3%	\$196	\$123	49.0%	272	273
Research Based Education - Paulden Community School	Maricopa	1	\$400	\$400	\$600	-33.3%	\$835	\$2,874	208.7%	272	273
North Star Charter School Inc.	Maricopa	1	\$400	\$400	\$400	0.0%	\$400	\$0	100.0%	272	288
West Valley Arts and Technology Academy	Maricopa	1	\$400	\$400	\$400	0.0%	\$0	\$0	0.0%	272	288
Kaizen Education Foundation	Maricopa	1	\$400	\$400	\$400	0.0%	\$0	\$800	0.0%	272	288
Scholars Academy Sunnyslope	Maricopa	1	\$400	\$400	\$1,200	-66.7%	\$400	\$1,200	100.0%	272	244
Kaizen Education Foundation - Skyview High School	Pima	4	\$100	\$400	\$400	0.0%	\$0	\$0	0.0%	272	288
GAR - Student Choice High School		1	\$400	\$400	\$0	100.0%	\$400	\$0	100.0%	272	314
Kaizen Education Foundation - South Pointe Elementary School	Maricopa	5	\$72	\$360	\$550	-34.5%	\$0	\$0	0.0%	282	284
Liberty High School	Gila	1	\$300	\$300	\$0	100.0%	\$431	\$0	143.7%	283	314
Kaizen Education Foundation - Vista Grove Preparatory Academy Elementary	Maricopa	1	\$200	\$200	\$0	100.0%	\$0	\$0	0.0%	284	314
American Charter Schools Foundation d.b.a Estrella High School	Maricopa	1	\$200	\$200	\$800	-75.0%	\$0	\$0	0.0%	284	262
Kaizen Educaton Foundation - Discover U Elementary	Maricopa	1	\$200	\$200	\$371	-46.1%	\$0	\$0	0.0%	284	296
PAS Charter School, Intelli-School	Maricopa	1	\$200	\$200	\$0	100.0%	\$631	\$0	315.7%	284	314
Cobre Vallery Institute of Technology		1	\$200	\$200	\$0	100.0%	\$0	\$0	0.0%	284	314
Desert Rose Academy	Pima	1	\$200	\$200	\$200	0.0%	\$0	\$200	0.0%	284	300
Mohave Accelerated Elementary School	Mohave	1	\$200	\$200	\$1,200	-83.3%	\$200	\$1,200	100.0%	284	244
Kaizen Education Foundation - Tempe Accelerated High School	Maricopa	1	\$200	\$200	\$0	100.0%	\$0	\$0	0.0%	284	314
Pillar Charter School	Maricopa	1	\$120	\$120	\$130	-7.7%	\$0	\$0	0.0%	292	312
American Charter Schools Foundation d.b.a Peoria Accelerated High School	Maricopa	1	\$100	\$100	\$100	0.0%	\$0	\$0	0.0%	293	313
Happy Valley School East	Pinal	1	\$100	\$100	\$1,900	-94.7%	\$100	\$1,900	100.0%	293	229
Phoenix Collegiate Academy Elementary, LLC	Maricopa	0	\$0	\$0	\$0	0.0%	\$0	\$0	0.0%	295	314
Rosefield Charter Elementary School	Maricopa	0	\$0	\$0	\$0	0.0%	\$0	\$0	0.0%	295	314
Ethos Academy-A Challenge Foundation Academy	Maricopa	0	\$0	\$0	\$1,500	-100.0%	\$0	\$1,500	0.0%	295	241
Cornerstone Charter School	Maricopa	0	\$0	\$0	\$1,300	-100.0%	\$435	\$930	0.0%	295	243
Shonto Governing Board of Education	Navajo	0	\$0	\$0	\$0	0.0%	\$0	\$0	0.0%	295	314
AIBT Non-Profit Charter High School Phoenix	Maricopa	0	\$0	\$0	\$0	0.0%	\$0	\$0	0.0%	295	314
Portable Practical Education Preparation, Arizona Virtual Academy	Maricopa	0	\$0	\$0	\$200	-100.0%	\$122	\$1,289	0.0%	295	300
AIBT Non-Profit Charter High School, Inc.	Maricopa	0	\$0	\$0	\$0	0.0%	\$0	\$0	0.0%	295	314
Think Through Academy	Maricopa	0	\$0	\$0	\$0	0.0%	\$0	\$0	0.0%	295	314
Cortez Park Charter Middle School	Maricopa	0	\$0	\$0	\$200	-100.0%	\$0	\$200	0.0%	295	300
SC Jensen Corporation - Intelli-School	Maricopa	0	\$0	\$0	\$250	-100.0%	\$495	\$0	0.0%	295	297



**APPENDIX II**  
**2024 PUBLIC SCHOOL REPORT**  
 BY CHARTER HOLDER

Charter Holder	County	Sum of Donors	Average Per Donor	2024 Dollars Received	2023 Dollars Received	% Change	2024 Dollars Spent	2023 Dollars Spent	% of \$ Spent	2024 Rank	2023 Rank
Country Gardens Charter Schools	Maricopa	0	\$0	\$0	\$10,405	-100.0%	\$0	\$10,405	0.0%	295	135
Espiritu Community Development Corporation	Maricopa	0	\$0	\$0	\$4,438	-100.0%	\$0	\$4,438	0.0%	295	188
Kaizen Education Foundation - Advance U	Maricopa	0	\$0	\$0	\$250	-100.0%	\$0	\$0	0.0%	295	297
Prescott Preparatory Academy	Yavapai	0	\$0	\$0	\$0	0.0%	\$0	\$0	0.0%	295	314
American Charter Schools Foundation d.b.a Crestview College Preparatory	Maricopa	0	\$0	\$0	\$600	-100.0%	\$0	\$0	0.0%	295	273
Vista Charter School	Maricopa	0	\$0	\$0	\$0	0.0%	\$0	\$0	0.0%	295	314
CAFA - Learning Foundation and Performing Arts Alta Mesa	Maricopa	0	\$0	\$0	\$0	0.0%	\$0	\$0	0.0%	295	314
Fit Kids - Champion Schools	Maricopa	0	\$0	\$0	\$0	0.0%	\$0	\$0	0.0%	295	314
Destiny School, Inc.	Gila	0	\$0	\$0	\$2,910	-100.0%	\$0	\$2,910	0.0%	295	208
Imagine Superstition Middle	Maricopa	0	\$0	\$0	\$0	0.0%	\$0	\$0	0.0%	295	314
Ed Ahead, Inc.	Pima	0	\$0	\$0	\$0	0.0%	\$0	\$0	0.0%	295	314
Maricopa Community College District - Phoenix College Preparatory Academy	Maricopa	0	\$0	\$0	\$0	0.0%	\$0	\$0	0.0%	295	314
Imagine Preparatory Coolidge	Pinal	0	\$0	\$0	\$0	0.0%	\$0	\$0	0.0%	295	314
Sedona Charter School	Yavapai	0	\$0	\$0	\$28,000	-100.0%	\$0	\$28,000	0.0%	295	81
Ombudsman Educational Services		0	\$0	\$0	\$0	0.0%	\$0	\$0	0.0%	295	314
International Commerce Secondary Schools	Maricopa	0	\$0	\$0	\$0	0.0%	\$0	\$0	0.0%	295	314
Omega Alpha Academy	Cochise	0	\$0	\$0	\$0	0.0%	\$0	\$0	0.0%	295	314
Pinnacle Education - Tempe	Maricopa	0	\$0	\$0	\$0	0.0%	\$0	\$0	0.0%	295	314
Success School	Maricopa	0	\$0	\$0	\$19,849	-100.0%	\$0	\$19,849	0.0%	295	102
Pima Prevention Partnership	Maricopa	0	\$0	\$0	\$0	0.0%	\$0	\$0	0.0%	295	314
American Virtual Academy	Maricopa	0	\$0	\$0	\$0	0.0%	\$0	\$0	0.0%	295	314
East Valley Academy	Maricopa	0	\$0	\$0	\$0	0.0%	\$0	\$0	0.0%	295	314
Edkey - Arizona Conservatory for Arts & Academics	Maricopa	0	\$0	\$0	\$5,773	-100.0%	\$0	\$8,115	0.0%	295	169
The Charter Foundation, Inc.		0	\$0	\$0	\$0	0.0%	\$0	\$0	0.0%	295	314
Edkey - Pathfinder Academy		0	\$0	\$0	\$30,910	-100.0%	\$0	\$43,146	0.0%	295	74
West Gilbert Charter Middle School	Maricopa	0	\$0	\$0	\$0	0.0%	\$0	\$0	0.0%	295	314
Edkey - Redwood Academy	Maricopa	0	\$0	\$0	\$0	0.0%	\$0	\$151	0.0%	295	314
Farm at Mission Montessori Academy, The	Maricopa	0	\$0	\$0	\$0	0.0%	\$0	\$0	0.0%	295	314
Avondale Learning dba Precision Academy	Maricopa	0	\$0	\$0	\$0	0.0%	\$0	\$0	0.0%	295	314
Portable Practical Education Preparation	Maricopa	0	\$0	\$0	\$0	0.0%	\$0	\$0	0.0%	295	314
Edkey - Sequoia Charter School	Maricopa	0	\$0	\$0	\$1,600	-100.0%	\$0	\$1,119	0.0%	295	239
Flagstaff Junior Academy	Coconino	0	\$0	\$0	\$71,190	-100.0%	\$0	\$79,496	0.0%	295	32
Canyon Rose Academy	Pima	0	\$0	\$0	\$0	0.0%	\$0	\$0	0.0%	295	314
Legacy Traditional School - North Phoenix	Maricopa	0	\$0	\$0	\$0	0.0%	\$0	\$0	0.0%	295	314
Edkey - Sequoia Choice Schools		0	\$0	\$0	\$1,805	-100.0%	\$0	\$784	0.0%	295	233
Salt River Pima-Maricopa Community Schools	Maricopa	0	\$0	\$0	\$0	0.0%	\$0	\$0	0.0%	295	314
Pan-American Elementary Charter	Maricopa	0	\$0	\$0	\$800	-100.0%	\$0	\$800	0.0%	295	262
New School for the Arts Middle School	Maricopa	0	\$0	\$0	\$200	-100.0%	\$0	\$200	0.0%	295	300
Edkey - Sequoia Ranch School	Maricopa	0	\$0	\$0	\$4,832	-100.0%	\$0	\$200	0.0%	295	183
Yuma Private Industry Council	Yuma	0	\$0	\$0	\$2,478	-100.0%	\$0	\$793	0.0%	295	214
American Heritage Academy	Yavapai	0	\$0	\$0	\$6,050	-100.0%	\$0	\$2,847	0.0%	295	167
Arizona Connections Academy Charter School	Maricopa	0	\$0	\$0	\$0	0.0%	\$0	\$0	0.0%	295	314
Explore Academy - Peoria	Maricopa	0	\$0	\$0	\$0	0.0%	\$0	\$0	0.0%	295	314
Cholla Academy	Maricopa	0	\$0	\$0	\$0	0.0%	\$0	\$0	0.0%	295	314
Challenge Foundation Academies of Arizona, Inc.	Maricopa	0	\$0	\$0	\$525	-100.0%	\$0	\$525	0.0%	295	287
Southern Arizona Community Academy		0	\$0	\$0	\$0	0.0%	\$0	\$0	0.0%	295	314
Edkey - Sequoia School for the Deaf and Hard of Hearing		0	\$0	\$0	\$600	-100.0%	\$0	\$258	0.0%	295	273
Victory High School	Maricopa	0	\$0	\$0	\$0	0.0%	\$0	\$0	0.0%	295	314
Edkey - Sequoia Village School	Navajo	0	\$0	\$0	\$600	-100.0%	\$0	\$3,759	0.0%	295	273
Painted Desert Montessori, LLC	Maricopa	0	\$0	\$0	\$0	0.0%	\$0	\$0	0.0%	295	314
Park View School	Yavapai	0	\$0	\$0	\$0	0.0%	\$0	\$0	0.0%	295	314
Pima County	Pima	0	\$0	\$0	\$0	0.0%	\$0	\$0	0.0%	295	314
Imagine Middle at Surprise	Maricopa	0	\$0	\$0	\$0	0.0%	\$0	\$0	0.0%	295	314
Pinnacle Education - WMCB	Maricopa	0	\$0	\$0	\$0	0.0%	\$0	\$0	0.0%	295	314
EAGLE College Prep Maryvale, LLC	Maricopa	0	\$0	\$0	\$0	0.0%	\$0	\$0	0.0%	295	314
Imagine Charter Elementary at Desert West	Maricopa	0	\$0	\$0	\$760	-100.0%	\$0	\$0	0.0%	295	269
Kaizen Education Foundation - South Pointe Junior High School	Maricopa	0	\$0	\$0	\$0	0.0%	\$0	\$0	0.0%	295	314
Pointe Educational Services	Maricopa	0	\$0	\$0	\$5,125	-100.0%	\$0	\$5,125	0.0%	295	177
Edkey - Sequoia Pathway Academy	Maricopa	0	\$0	\$0	\$700	-100.0%	\$0	\$0	0.0%	295	270
Southgate Academy	Pima	0	\$0	\$0	\$0	0.0%	\$0	\$0	0.0%	295	314
Pathfinder Charter School Foundation	Maricopa	0	\$0	\$0	\$2,900	-100.0%	\$0	\$2,900	0.0%	295	209

**APPENDIX II**  
**2024 PUBLIC SCHOOL REPORT**  
BY CHARTER HOLDER

Charter Holder	County	Sum of Donors	Average Per Donor	2024 Dollars Received	2023 Dollars Received	% Change	2024 Dollars Spent	2023 Dollars Spent	% of \$ Spent	2024 Rank	2023 Rank
Imagine Coolidge Elementary	Pinal	0	\$0	\$0	\$0	0.0%	\$0	\$0	0.0%	295	314
Espiritu Schools	Maricopa	0	\$0	\$0	\$0	0.0%	\$0	\$0	0.0%	295	314
Imagine Preparatory Superstition	Maricopa	0	\$0	\$0	\$0	0.0%	\$0	\$0	0.0%	295	314
Pensar Academy	Maricopa	0	\$0	\$0	\$900	-100.0%	\$0	\$900	0.0%	295	260
Kaizen Education Foundation - Vista Grove Preparatory Academy Middle School	Maricopa	0	\$0	\$0	\$0	0.0%	\$0	\$0	0.0%	295	314
E-Institute Charter Schools	Maricopa	0	\$0	\$0	\$200	-100.0%	\$400	\$200	0.0%	295	300
Excalibur Charter School	Maricopa	0	\$0	\$0	\$1,594	-100.0%	\$0	\$1,594	0.0%	295	240
Employ-Ability Unlimited	Maricopa	0	\$0	\$0	\$0	0.0%	\$0	\$0	0.0%	295	314
Imagine Desert West Middle	Maricopa	0	\$0	\$0	\$3,250	-100.0%	\$0	\$3,250	0.0%	295	201
George Gervin Youth Center, Inc	Maricopa	0	\$0	\$0	\$0	0.0%	\$0	\$0	0.0%	295	314
The French American Academy of Arizona	Maricopa	0	\$0	\$0	\$3,412	-100.0%	\$0	\$0	0.0%	295	199
Phoenix Advantage Charter School	Maricopa	0	\$0	\$0	\$0	0.0%	\$0	\$0	0.0%	295	314
Flagstaff Arts and Leadership Academy	Cocconino	0	\$0	\$0	\$0	0.0%	\$0	\$0	0.0%	295	314
Arizona Education Solutions	Maricopa	0	\$0	\$0	\$0	0.0%	\$0	\$0	0.0%	295	314
Kaizen Education Foundation - Maya High School	Maricopa	0	\$0	\$0	\$0	0.0%	\$0	\$0	0.0%	295	314
Hirsch Academy A Challenge Foundation Academy	Maricopa	0	\$0	\$0	\$0	0.0%	\$0	\$0	0.0%	295	314
Mt Turnbull Academy	Graham	0	\$0	\$0	\$0	0.0%	\$0	\$0	0.0%	295	314
Phoenix Education Management	Maricopa	0	\$0	\$0	\$0	0.0%	\$0	\$0	0.0%	295	314
Phoenix International Academy	Maricopa	0	\$0	\$0	\$0	0.0%	\$0	\$0	0.0%	295	314
Kaizen Education Foundation - Summit High School	Maricopa	0	\$0	\$0	\$0	0.0%	\$0	\$0	0.0%	295	314
Maricopa Community College District - Gateway Early College HS	Maricopa	0	\$0	\$0	\$0	0.0%	\$0	\$0	0.0%	295	314
Camelback Education	Maricopa	0	\$0	\$0	\$1,200	-100.0%	\$0	\$1,200	0.0%	295	244
Freedom Prep Academy	Maricopa	0	\$0	\$0	\$0	0.0%	\$0	\$0	0.0%	295	314
Cochise Community Development Corporation	Cochise	0	\$0	\$0	\$4,190	-100.0%	\$0	\$4,190	0.0%	295	190
Arizona Montessori Charter School at Anthem	Maricopa	0	\$0	\$0	\$1,000	-100.0%	\$0	\$0	0.0%	295	252
Pima Prevention Partnership - Performing Arts High School	Pima	0	\$0	\$0	\$0	0.0%	\$0	\$0	0.0%	295	314
Deer Valley Charter Schools	Maricopa	0	\$0	\$0	\$0	0.0%	\$0	\$0	0.0%	295	314
James Sandoval Preparatory High School	Maricopa	0	\$0	\$0	\$0	0.0%	\$0	\$0	0.0%	295	314
Online School of Arizona	Maricopa	0	\$0	\$0	\$0	0.0%	\$0	\$0	0.0%	295	314
Akimel O'Otham Pee Posh Charter School	Pinal	0	\$0	\$0	\$0	0.0%	\$0	\$0	0.0%	295	314
Copper State Academy	Maricopa	0	\$0	\$0	\$0	0.0%	\$0	\$0	0.0%	295	314
Pima Prevention Partnership - Pima Partnership Academy	Pima	0	\$0	\$0	\$700	-100.0%	\$0	\$700	0.0%	295	270
CAFA - Learning Foundation and Performing Arts Gilbert	Maricopa	0	\$0	\$0	\$2,950	-100.0%	\$0	\$2,950	0.0%	295	207
Imagine Camelback Middle	Maricopa	0	\$0	\$0	\$0	0.0%	\$0	\$0	0.0%	295	314
Academy Del Sol, Inc	Pima	0	\$0	\$0	\$13,643	-100.0%	\$0	\$13,643	0.0%	295	124
Carden of Tucson	Pima	0	\$0	\$0	\$9,312	-100.0%	\$0	\$9,312	0.0%	295	146
Foothills Academy	Maricopa	0	\$0	\$0	\$0	0.0%	\$0	\$0	0.0%	295	314
Pima Rose Academy	Pima	0	\$0	\$0	\$0	0.0%	\$0	\$0	0.0%	295	314
Friendly House Academia del Pueblo	Maricopa	0	\$0	\$0	\$0	0.0%	\$0	\$0	0.0%	295	314
Imagine Charter Elementary at Camelback	Maricopa	0	\$0	\$0	\$400	-100.0%	\$0	\$400	0.0%	295	288
Intelli-School - Paradise Valley	Maricopa	0	\$0	\$0	\$0	0.0%	\$0	\$0	0.0%	295	314
Montessori House	Maricopa	0	\$0	\$0	\$0	0.0%	\$0	\$0	0.0%	295	314
Arizona Collaborative Learning Partners INC	Maricopa	0	\$0	\$0	\$0	0.0%	\$0	\$0	0.0%	295	314
Imagine Preparatory Surprise	Maricopa	0	\$0	\$0	\$0	0.0%	\$0	\$0	0.0%	295	314
Institute for Transformative Education	Pima	0	\$0	\$0	\$0	0.0%	\$0	\$0	0.0%	295	314
Pinnacle Education - Kino	Santa Cruz	0	\$0	\$0	\$0	0.0%	\$0	\$0	0.0%	295	314
Humanities and Sciences Academy of the United States, Inc.	Maricopa	0	\$0	\$0	\$0	0.0%	\$0	\$0	0.0%	295	314
EAGLE College Prep Harmony	Maricopa	0	\$0	\$0	\$550	-100.0%	\$0	\$550	0.0%	295	284

Note: Districts with no county listed have facilities in multiple counties.