



**SCHOOL TUITION ORGANIZATION
INCOME TAX CREDITS
IN ARIZONA
FISCAL YEAR 2024**

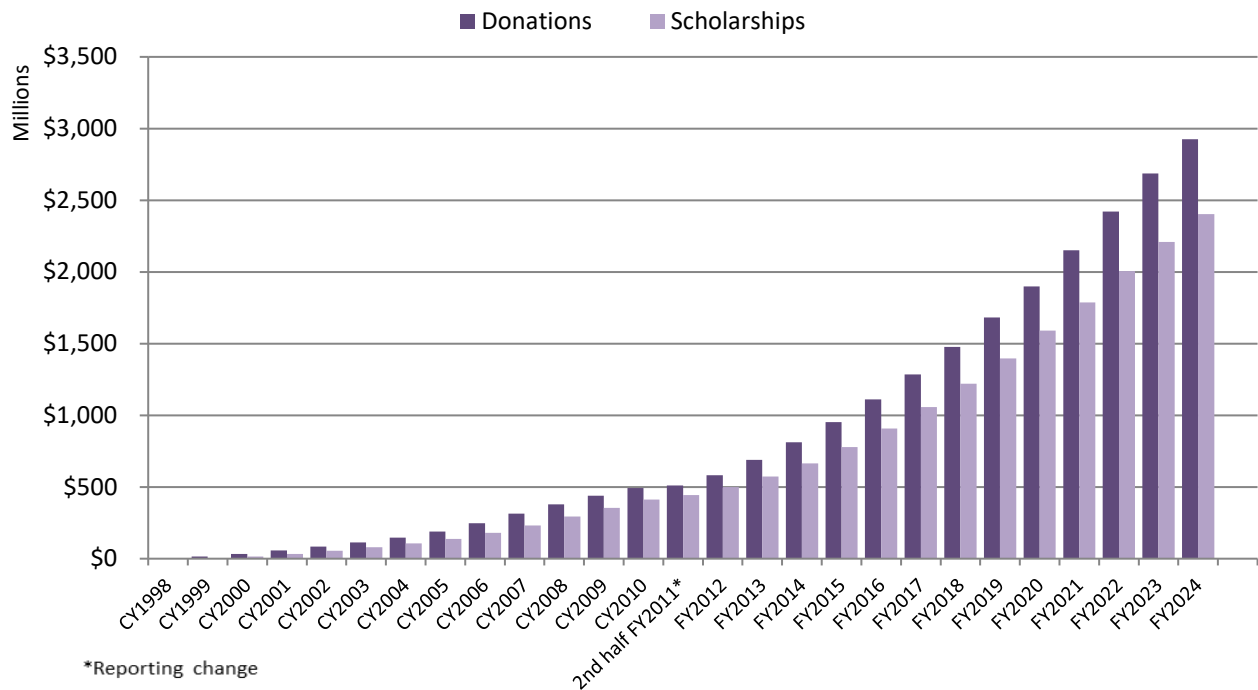
**PREPARED BY: OFFICE OF ECONOMIC RESEARCH AND ANALYSIS,
ARIZONA DEPARTMENT OF REVENUE**

March 2025

SCHOOL TUITION ORGANIZATION INCOME TAX CREDITS IN ARIZONA SUMMARY OF ACTIVITY: FY2023/2024

Arizona provides four income tax credits for taxpayer donations to certified school tuition organizations (STOs) for the purpose of providing scholarships to students to attend Arizona private schools. Two credits are for donations made by individual taxpayers (original and switcher)¹ and two credits are for corporate donations (low-income and disabled/displaced)². Corporate donations can be claimed as a tax credit against either the corporate income tax or the insurance premium tax. The tax credit programs have various start dates: the original individual tax credit program began in 1998, the low-income corporate program began in 2006, the disabled/displaced program began in 2009 and the switcher individual program began in 2012.

Cumulative Growth of All STO Tax Credit Programs



TOTAL DONATIONS – ALL CREDIT PROGRAMS

Reporting Year	Original Individual Donations	Switcher Individual Donations	Low-Income Corporate Donations	Disabled/ Displaced Corporate Donations	Total Donations
CY1998	\$1,815,798				\$1,815,798
CY1999	\$13,781,341				\$13,781,341
CY2000	\$17,701,284				\$17,701,284
CY2001	\$24,897,444				\$24,897,444
CY2002	\$26,512,683				\$26,512,683
CY2003	\$29,444,972				\$29,444,972
CY2004	\$31,846,494				\$31,846,494
CY2005	\$42,196,206				\$42,196,206
CY2006	\$51,012,326		\$7,260,800		\$58,273,126
CY2007	\$54,304,968		\$14,258,000		\$68,562,968
CY2008	\$55,260,728		\$9,122,121		\$64,382,849
CY2009	\$50,916,897		\$7,285,284	\$781,000	\$58,983,181

¹ A.R.S. §§ 43-1089 and 43-1089.03

² A.R.S. §§ 20-224.06 and 20-224.07 or A.R.S. §§ 43-1089.04, 43-1183 and 43-1184

Reporting Year	Original Individual Donations	Switcher Individual Donations	Low-Income Corporate Donations	Disabled/ Displaced Corporate Donations	Total Donations
CY2010	\$43,163,214		\$11,123,657	\$956,880	\$55,243,751
2nd half FY2011 ³	\$12,818,405		\$2,301,803	\$770,000	\$15,890,208
FY2012	\$51,918,033	\$23,975	\$19,135,987	\$283,000	\$71,360,995
FY2013	\$54,794,058	\$19,891,765	\$29,858,865	\$3,505,350	\$108,050,038
FY2014	\$58,129,582	\$26,060,133	\$35,831,808	\$2,925,845	\$122,947,368
FY2015	\$61,740,114	\$30,760,244	\$42,998,170	\$5,031,920 ⁴	\$140,530,448
FY2016	\$65,438,155	\$35,523,266	\$51,597,804	\$5,000,000	\$157,559,225
FY2017	\$68,640,894	\$39,382,571	\$61,907,365	\$5,000,000	\$174,930,830
FY2018	\$70,485,289	\$42,087,496	\$74,300,838	\$5,000,000	\$191,873,623
FY2019	\$68,553,904	\$42,165,704	\$89,161,006	\$5,000,000	\$204,880,613
FY2020	\$65,429,441	\$40,608,940	\$106,983,528	\$5,000,000	\$218,021,909
FY2021	\$74,946,864	\$48,249,948	\$122,419,846	\$5,000,000	\$250,616,658
FY2022	\$78,106,170	\$52,130,710	\$135,618,749	\$6,000,000	\$271,855,629
FY2023	\$69,513,687	\$46,725,749	\$142,111,227	\$6,000,000	\$264,350,663
FY2024	\$68,271,730	\$45,454,356	\$118,675,112	\$6,000,000	\$238,401,199
TOTAL	\$1,311,640,681	\$469,064,857	\$1,081,951,970	\$62,253,995	\$2,924,911,502

TOTAL SCHOLARSHIPS – ALL CREDIT PROGRAMS

Reporting Year	Original Individual Scholarships	Switcher Individual Scholarships	Low-Income Corporate Scholarships	Disabled/ Displaced Corporate Scholarships	Total Scholarships
CY1998	\$103,790				\$103,790
CY1999	\$2,196,734				\$2,196,734
CY2000	\$13,561,981				\$13,561,981
CY2001	\$16,484,958				\$16,484,958
CY2002	\$22,826,746				\$22,826,746
CY2003	\$24,428,197				\$24,428,197
CY2004	\$28,025,083				\$28,025,083
CY2005	\$30,863,153				\$30,863,153
CY2006	\$40,594,978		\$49,380		\$40,644,358
CY2007	\$48,561,687		\$4,597,823		\$53,159,510
CY2008	\$54,205,394		\$7,615,639		\$61,821,033
CY2009	\$52,126,882		\$7,849,824	\$625,335	\$60,602,041
CY2010	\$47,333,628		\$9,259,078	\$715,424	\$57,308,130
2 nd half of FY2011	\$27,881,253		\$3,300,990	\$66,837	\$31,249,080
FY2012	\$45,209,410		\$11,294,842	\$583,865	\$57,088,117
FY2013	\$48,873,359	\$4,681,192	\$17,556,127	\$731,231	\$71,841,909
FY2014	\$49,608,573	\$17,561,278	\$24,148,068	\$1,611,469	\$92,929,388
FY2015	\$54,655,984	\$24,261,494	\$31,006,331	\$3,581,873	\$113,505,682
FY2016	\$53,822,486	\$28,213,775	\$42,884,049	\$4,370,439	\$129,290,749
FY2017	\$58,037,619	\$33,012,847	\$51,751,384	\$5,750,839	\$148,552,689
FY2018	\$64,293,115	\$35,780,397	\$59,690,982	\$5,205,607	\$164,970,102
FY2019	\$63,517,206	\$37,508,815	\$68,189,122	\$5,860,589	\$175,075,732
FY2020	\$63,847,766	\$37,359,042	\$87,735,838	\$4,885,395	\$193,828,042
FY2021	\$62,528,363	\$39,142,396	\$90,365,753	\$4,518,492	\$196,555,004
FY2022	\$66,067,629	\$46,472,799	\$100,481,937	\$5,061,161	\$218,083,527
FY2023	\$49,880,010	\$36,310,447	\$113,375,220	\$4,490,197	\$204,055,874
FY2024	\$49,910,780	\$34,605,447	\$105,469,374	\$5,234,088	\$195,219,689
TOTAL	\$1,139,446,764	\$374,909,931	\$836,621,761	\$53,292,841	\$2,404,271,298

³ The reporting period was changed from calendar year to fiscal year. For FY11, the first 6 months of donations was included in CY10 figures.

⁴ Total donations reported for FY15 were greater than the cap due to monies received at the end of FY14 approved under the FY14 cap that were not deposited until FY15.

SCHOOL TUITION ORGANIZATIONS

Arizona law requires an STO to be certified by the Arizona Department of Revenue (ADOR) before it can begin collecting donations for tax credits. Separate individual and corporate certifications are required for an STO to collect donations from individual taxpayers and from corporation taxpayers. Table 1 (pg. 5) lists all STOs which were certified to collect individual and/or corporate donations during FY2024 and their initial certification date. A total of 58 STOs were certified to accept individual and/or corporate tax credit donations during FY2024. There was 4 STO closures during FY2024.

STOs are required by statute to report the names, job titles and salaries of the three highest-paid employees. Of the STOs certified in FY2024, 24 (or 48%) were staffed by volunteers. Table 1 (pg. 5) identifies the 30 STOs that reported salaries.

The STOs used 31 CPA firms to audit or review their FY2023⁵ donation and scholarship activity, paying them \$534,861 in fees in FY2024. The audit or review cost is listed for each STO in Table 1 (pg. 5). STOs paid as little as \$1,000 and as much as \$27,500 for their audit or review. These costs include audits or reviews for both individual and corporate receipts if the STO participated in both programs. If an STO did not receive donations during the fiscal year or in a prior fiscal year, an audit or review is not required.

STOs can allow individual donors to make recommendations when donating (although Arizona law prohibits STOs from awarding scholarships solely on the basis of donor recommendations). In FY2024, 33 of the 58 STOs certified to accept individual donations reported accepting donations with recommendations. This information is summarized in Table 1 (pg. 5).

Also included in Table 1 is the total net number of students awarded scholarships by each STO in FY2024. The student count represents the number of students that received a scholarship from an STO regardless of the scholarship program. While there should be no duplicates within an STO student count, the total number of students in FY2024 of 45,233 may include duplicates as students can receive scholarships from more than one STO.

CY1998 – FY2024 Donations and Scholarships by STO for All Credit Programs

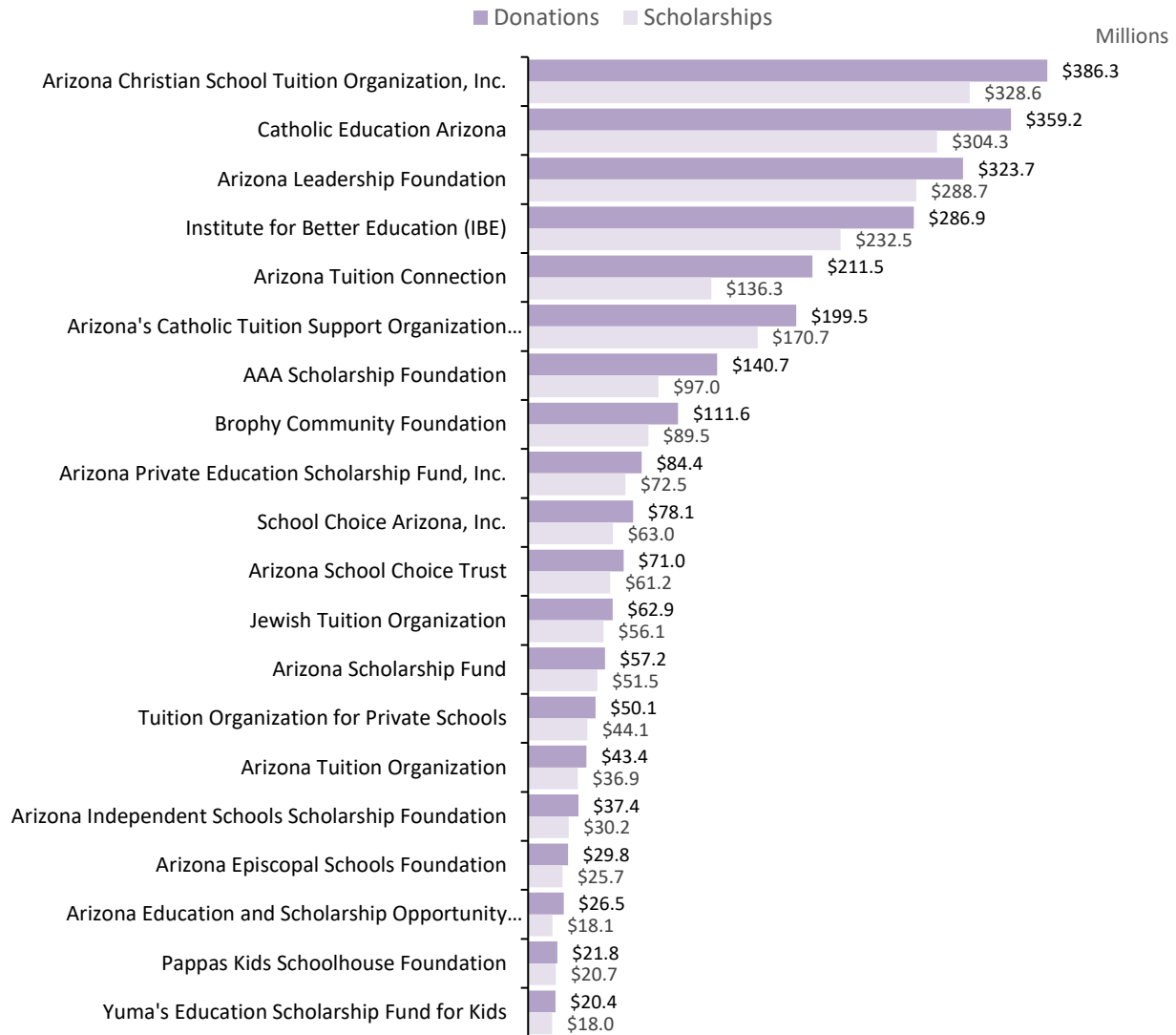
Table 2 (pg. 7) shows every organization that has received donations, with the total received by credit type, since 1998. The STOs that are highlighted are no longer operational as of June 30, 2024. Note that Table 2 does not include future allocated scholarships.

- Since 1998, Arizona Christian School Tuition Organization, Inc. has received the largest sum of donations from all four programs totaling \$386,346,235 or 13.2% of all donations.
- In FY2024, Arizona Leadership Foundation received the largest sum of donations from all four programs totaling \$47,682,000 or 20.0% of all donations.
- Since 1998, Arizona Christian School Tuition Organization, Inc. has paid the most in individual and corporate scholarships at \$328,554,659, or 13.7% of all scholarships paid.
- In FY2024, Arizona Leadership Foundation paid the most in scholarships for all four programs at \$40,753,537 or 20.9% of all scholarships paid.

The following chart shows the top 20 STOs by total donations received from CY1998 through FY2024 along with their total scholarships awarded.

⁵ STOs pay for the audit or review in the year following the fiscal year for which the audit or review was completed. FY2023 audits and reviews were paid for in FY2024, the cost of which was reported on the FY2024 annual reports.

Top 20 STOs by Total Donations CY1998 - FY2024



Reserving Scholarships for Students in Future Years

STOs are required to allocate at least 90% of their tax credit donations to provide scholarships in each of the four donation programs. Tax credit donations received in a fiscal year must be allocated to scholarships within the following two fiscal years. Allocate means to both award scholarships in the current year and to reserve money for an award for the following year or a future multiyear scholarship for a specific student. In FY2024, STOs reported reserving \$156,532,128 in total from the four programs for specific students in future years. It should be noted that a portion of the reserved future year awards reported by STOs may be for scholarships to be awarded in the upcoming academic year. The breakdown of future reserved scholarships for each tax credit program by STO is included in the corresponding FY2024 tax credit program tables.

Table 1
School Tuition Organizations Certified to Receive Tax Credit Donations in FY2024

STO Name	Individual Certified	Corporate Certified	Highest Paid Employees FY24			CPA for FY23	Cost of FY23 audit/review paid in FY24	Accepts Donation Recommendations	Total # Students Awarded Scholarships in FY24*
			Salary 1	Salary 2	Salary 3				
!SpecialNeedsScholarships.org	3/12/2018	3/12/2018	\$10,598			Wilber & Longenbaugh, PLLC	\$3,100	Yes	9
A+ Tuition Assistance	9/08/2022	9/08/2022	\$20,000			Stefanie A Banister, CPA	\$9,800	Yes	21
AAA Scholarship Foundation	12/10/2012	12/10/2012	\$81,779	\$72,879	\$73,248	Kerkering, Barberio & Co.	\$27,250	No	2,129
Academic Opportunity of Arizona	12/15/2015	4/15/2014	\$168,817	\$78,686	\$56,291	Ullman & Company, P.C.	\$22,109	Yes	421
America's Scholarship Konnection Inc	4/14/2016	4/14/2016	\$79,000			Hinton Burdick CPAs and Advisors	\$23,800	Yes	126
Arizona Adventist Scholarships, Inc.	1/01/2011	7/01/2012	\$11,788			Ullman & Company, P.C.	\$6,851	Yes	237
Arizona Christian School Tuition Organization, Inc.	1/01/2011		\$120,000	\$84,204	\$76,131	JDS Professional Group	\$13,000	Yes	6,524
Arizona Education and Scholarship Opportunity Program	12/31/2013	12/31/2013				Ullman & Company, P.C.	\$6,000	Yes	DNR
Arizona Education Scholarship Foundation	1/01/2011	9/29/2010	\$107,912			Ullman & Company, P.C.	\$11,940	Yes	64
Arizona Episcopal Schools Foundation	1/01/2011	7/29/2010				Regier Carr and Monroe	\$14,500	No	179
Arizona Independent Schools Scholarship Foundation	1/01/2011	7/29/2010				Roberts Group	\$8,500	No	195
Arizona International Academy Scholarship Fund	1/01/2011	6/30/2015				Johnson Lawdahl Endres, PLLC	\$5,000	Yes	9
Arizona Leadership Foundation		3/09/2011	\$92,999	\$42,418	\$40,000	Semple, Marchal & Cooper, LLP	\$9,823	No	7,126
Arizona Private Education Scholarship Fund, Inc.	1/01/2011	7/29/2010	\$93,542	\$60,884	\$41,863	Monica J. Stern, CPA	\$11,975	Yes	1,274
Arizona Private School Tuition Organization	5/03/2018	5/03/2018				Haynie & Company	\$11,700	Yes	217
Arizona School Choice Trust	1/01/2011	7/29/2010	\$125,952	\$115,000	\$88,612	Price and Kong	\$0	No	377
Arizona Tax Credit	8/14/2014	11/05/2015	\$29,250	\$29,250		JDS Professional Group	\$8,025	Yes	318
Arizona Tuition Connection	2/01/2013	2/01/2013	\$185,000	\$150,000	\$99,840	Farber Hass Hurley LLP	\$25,150	Yes	3,193
Arizona Tuition Organization	1/01/2011	7/29/2010	\$100,000	\$42,000	\$15,666	Monica J. Stern, CPA	\$9,900	Yes	629
Arizona's Catholic Tuition Support Organization (CTSO)	1/01/2011	7/29/2010	\$131,431	\$36,269	\$19,606	BeachFleishman, PC	\$17,500	No	3,504
Best Student Fund	1/01/2011	7/01/2012				Eide Bailly	\$10,300	No	51
Brophy Community Foundation	1/01/2011	7/29/2010	\$100,000	\$67,980	\$32,960	Tull Forsberg and Olsen	\$17,235	No	2,908
Calvary Community Bible Fellowship	12/16/2022	12/16/2022							
Catholic Community Foundation	4/14/2023								
Catholic Education Arizona	1/01/2011	7/29/2010	\$196,560	\$120,120	\$99,595	Eide Bailly	\$23,600	Yes	3,671
Chabad Tuition Organization	1/01/2011	7/29/2010				Seely, Mullins & Associates, P.C.	\$6,290	Yes	143
Christ Lutheran School Tuition Organization	1/01/2011	7/29/2010				Fester and Chapman	\$7,000	No	32
Christian Scholarship Fund of Arizona	1/01/2011	7/29/2010				Henry Fortino	\$1,000	Yes	94
Cochise Christian School Tuition Organization	1/01/2011	2/24/2011	\$28,710			Matthew V Frey, CPA	\$2,700	Yes	68
Community Reinvestment Low Income Based Scholarships	2/22/2023	1/25/2023	\$48,000			Semple, Marchal & Cooper, LLP	\$0	No	4
Community Tuition Grant Organization, Inc.	5/10/2018	5/10/2018				Wilber & Longenbaugh, PLLC	\$1,773	Yes	44
Cong Casa Grande	2/14/2022	2/14/2022							
Corporate Tax Foundation		4/14/2011				Eide Bailly	\$9,600	No	142
Dynamite Montessori Foundation	1/01/2011	8/18/2010	\$4,000			Khalsa McBrearty Accountancy LLP	\$8,970	Yes	26
Education Liberty Fund	5/15/2015	5/15/2015							
Financial Assistance for Independent Schools	1/01/2011	7/29/2010				Ullman & Company, P.C.	\$7,451	No	77
Greater Arizona Inc.	12/04/2017	6/27/2017	\$18,000	\$18,000		Ullman & Company, P.C.	\$6,306	No	154
Independent Schools Corporate Tax Foundation		3/23/2011				Eide Bailly	\$9,600	No	141
Inspire Kids Montessori STO	9/25/2023	12/07/2023				Copper Peak Financial	DNR	Yes	8
Institute for Better Education (IBE)	1/01/2011	7/29/2010	\$139,457	\$88,059	\$72,424	JDS Professional Group	\$10,760	Yes	4,823
Jewish Education Tax Credit Organization (JETCO)	1/01/2011	7/29/2010				Ludwig Klewer & Rudner PLLC	\$10,500	No	83
Jewish Tuition Organization	1/01/2011	6/14/2011	\$90,000	\$70,000		Johnson Lawdahl Endres, PLLC	\$16,180	Yes	476
Montessori Charity Foundation	11/08/2019	11/08/2019				Heather Gordon, CPA	\$7,897	No	21
New Hope Scholarship Foundation	12/15/2020	12/15/2020				Ullman & Company, P.C.	\$3,000	No	DNR
Northern Arizona Christian School Scholarship Fund	1/01/2011	10/07/2010	\$12,000			Dorothy Reinert, CPA	\$2,000	Yes	DNR
Orme Primavera Schools Foundation	1/01/2011					JDS Professional Group	\$6,000	No	36
Pappas Kids Schoolhouse Foundation	1/01/2011	8/03/2010	\$115,000			William Bridgeman	\$10,850	No	743
Private School Tuition Fund 123	4/03/2017	4/03/2017				Haynie & Company	\$13,275	Yes	22
Scholarships for Educational Excellence Foundation	1/03/2011					Law and Reed CPA	\$1,075	No	42
School Choice Arizona, Inc.	1/01/2011	7/29/2010	\$87,116	\$30,000	\$13,000	JDS Professional Group	\$10,980	Yes	2,415
School Tuition Association of Yuma	1/01/2011	7/29/2010				R & A CPAs	\$15,600	No	428

Table 1
School Tuition Organizations Certified to Receive Tax Credit Donations in FY2024

STO Name	Individual Certified	Corporate Certified	Highest Paid Employees FY24			CPA for FY23	Cost of FY23 audit/review paid in FY24	Accepts Donation Recommendations	Total # Students Awarded Scholarships in FY24*
			Salary 1	Salary 2	Salary 3				
School Tuition Organization 4 Kidz	3/29/2018	3/29/2018	\$21,900	\$9,959	\$9,197	Banister Business Services PLLC	\$8,600	Yes	458
Students First Foundation	10/02/2015	9/21/2016				Ullman & Company, P.C.	\$9,561	Yes	251
Tuition Organization for Private Schools	1/01/2011	7/29/2010	\$70,000	\$25,000	\$35,000	JDS Professional Group	\$8,525	Yes	741
Valley Tuition Organization	6/01/2016	6/01/2016	\$40,000			Seely, Mullins & Associates, P.C.	\$12,000	Yes	119
Verde Valley School Tuition Organization	8/23/2022	8/23/2022				Kimberlin Company PLLC	\$18,800	Yes	16
White Mountain Tuition Support Foundation	1/01/2011	9/02/2010	\$31,976			Wilber & Longenbaugh, PLLC	\$3,000	Yes	103
Yuma's Education Scholarship Fund for Kids	1/01/2011	7/01/2012				JDS Professional Group	\$8,510	Yes	341

STOs that are highlighted are no longer operational as of 6/30/2024.

*Represents for each STO the total net number of students awarded scholarships during the fiscal year regardless of scholarship program.

DNR - did not report

Table 2
Donations and Scholarships by School Tuition Organizations CY1998 - FY2024

School Tuition Organization	1ST Year	Original Individual		Switcher Individual		Low-Income Corporate		Disabled/Displaced Corporate		TOTALS	
		Donations	Scholarships	Donations	Scholarships	Donations	Scholarships	Donations	Scholarships	Donations	Scholarships
ISpecialNeedsScholarships.org	2018	\$719,347.50	\$118,017	\$468,576.00	\$118,386	\$355,000.00	\$47,424	\$0.00	\$0	\$1,542,924	\$283,827
100 Percent AZ	2017	\$8,522	\$4,772	\$7,305	\$3,881	\$0	\$0	\$0	\$0	\$15,827	\$8,653
123TaxCredit.com	2017	\$67,783	\$37,472	\$68,381	\$25,436	\$40,000	\$5,000	\$0	\$0	\$176,164	\$67,908
A Better Choice Tax Credit	2019	\$0	\$0	\$0	\$0	\$0	\$0	\$0	\$0	\$0	\$0
A Degree for Me, Inc.	2017	\$46,714	\$17,500	\$36,156	\$13,867	\$31,000	\$24,000	\$0	\$0	\$113,870	\$55,367
A+ Tuition Assistance	2022	\$21,031	\$6,809	\$13,964	\$3,573	\$1,670,000	\$846,595	\$0	\$0	\$1,704,995	\$856,976
AAA Scholarship Foundation	2012	\$0	\$0	\$0	\$0	\$137,760,389	\$94,120,559	\$2,942,000	\$2,875,042	\$140,702,389	\$96,995,602
Academic Opportunity of Arizona	2014	\$399,789	\$259,777	\$300,429	\$231,643	\$15,721,750	\$8,462,821	\$3,555,500	\$3,180,920	\$19,977,468	\$12,135,161
Alternative Schools Scholarship Fund	2003	\$114,156	\$109,686	\$0	\$0	\$0	\$0	\$0	\$0	\$114,156	\$109,686
Alumnus School Tuition Organization	2015	\$45,777	\$22,000	\$32,935	\$17,559	\$0	\$0	\$0	\$0	\$78,712	\$39,559
America's Scholarship Connection Inc	2016	\$125,662	\$97,595	\$109,950	\$76,778	\$8,522,000	\$2,019,574	\$313,000	\$281,799	\$9,070,612	\$2,475,745
Arizona Adventist Scholarships, Inc.	1999	\$8,242,983	\$7,955,319	\$1,189,632	\$1,006,964	\$2,500	\$2,250	\$0	\$0	\$9,435,114	\$8,964,533
Arizona Christian School Tuition Organization, Inc.	1998	\$286,320,252	\$246,962,922	\$100,025,983	\$81,591,737	\$0	\$0	\$0	\$0	\$386,346,235	\$328,554,659
Arizona Community Foundation School Tuition Organization	2013	\$802,801	\$515,035	\$595,973	\$509,072	\$6,010,000	\$5,186,882	\$1,280,750	\$1,182,484	\$8,689,524	\$7,393,474
Arizona Education Alliance	2012	\$0	\$0	\$0	\$0	\$0	\$0	\$0	\$0	\$0	\$0
Arizona Education and Scholarship Opportunity Program	2013	\$409,045	\$551,962	\$249,782	\$135,031	\$25,803,200	\$17,397,278	\$0	\$0	\$26,462,027	\$18,084,271
Arizona Education First	2014	\$372,673	\$369,168	\$230,007	\$157,595	\$290,000	\$192,700	\$0	\$0	\$892,680	\$719,463
Arizona Education Scholarship Foundation	2010	\$7,809,262	\$5,526,465	\$5,145,792	\$2,711,774	\$1,235,400	\$739,401	\$21,500	\$19,823	\$14,211,954	\$8,997,463
Arizona Episcopal Schools Foundation	1999	\$17,746,858	\$16,097,907	\$4,848,020	\$4,143,705	\$7,156,947	\$5,428,796	\$0	\$0	\$29,751,826	\$25,670,407
Arizona Independent Schools Scholarship Foundation	1998	\$17,879,164	\$16,290,411	\$6,690,508	\$5,849,468	\$12,792,771	\$8,078,484	\$0	\$0	\$37,362,443	\$30,218,363
Arizona International Academy Scholarship Fund	2001	\$1,212,960	\$1,089,141	\$280,950	\$250,389	\$215,000	\$179,292	\$0	\$0	\$1,708,910	\$1,518,823
Arizona Leadership Foundation	2011	\$0	\$0	\$0	\$0	\$289,089,598	\$259,549,397	\$34,585,318	\$29,158,329	\$323,674,916	\$288,707,726
Arizona Lutheran Scholarship Organization	2002	\$3,692,861	\$3,384,782	\$1,137,080	\$1,101,217	\$215,000	\$190,876	\$0	\$0	\$5,044,941	\$4,676,875
Arizona Native Scholastic Enrichment Resources Foundation	1999	\$408,941	\$281,537	\$0	\$0	\$0	\$0	\$0	\$0	\$408,941	\$281,537
Arizona Private Education Scholarship Fund, Inc.	1999	\$42,262,140	\$36,510,514	\$21,753,408	\$18,457,055	\$16,012,755	\$14,003,430	\$4,352,600	\$3,531,732	\$84,380,903	\$72,502,731
Arizona Private School Tuition Organization	2018	\$2,489,531	\$1,679,565	\$1,514,466	\$1,078,776	\$2,606,300	\$1,974,259	\$0	\$0	\$6,610,297	\$4,732,601
Arizona Scholarship & Grants Organization	1999	\$6,775	\$0	\$0	\$0	\$0	\$0	\$0	\$0	\$6,775	\$0
Arizona Scholarship Fund	1998	\$51,250,061	\$46,116,959	\$4,922,548	\$4,436,173	\$1,055,491	\$951,320	\$16,800	\$15,746	\$57,244,900	\$51,520,198
Arizona Scholarships & Tuition	1998	\$23,075	\$26,360	\$0	\$0	\$0	\$0	\$0	\$0	\$23,075	\$26,360
Arizona School Choice Trust	1998	\$23,922,148	\$23,316,925	\$4,699,714	\$3,756,069	\$40,348,578	\$32,240,926	\$2,030,247	\$1,844,087	\$71,000,687	\$61,158,007
Arizona Tax Credit	2014	\$4,686,441	\$3,923,618	\$3,029,112	\$2,540,315	\$2,871,120	\$2,571,556	\$0	\$0	\$10,586,673	\$9,035,489
Arizona Tax Credit for Education	2015	\$0	\$0	\$0	\$0	\$0	\$0	\$0	\$0	\$0	\$0
Arizona Tuition	2018	\$46,116	\$29,042	\$33,467	\$17,428	\$65,000	\$25,743	\$0	\$0	\$144,583	\$72,213
Arizona Tuition Assistance Program	2017	\$0	\$0	\$0	\$0	\$0	\$0	\$0	\$0	\$0	\$0
Arizona Tuition Connection	2013	\$79,238,607	\$52,205,243	\$57,663,646	\$41,209,180	\$74,404,530	\$42,799,076	\$150,000	\$135,784	\$211,456,783	\$136,349,282
Arizona Tuition Organization	2004	\$29,772,703	\$25,746,390	\$11,473,325	\$9,266,730	\$2,141,796	\$1,928,090	\$0	\$0	\$43,387,824	\$36,941,210
Arizona Waldorf Scholarship Foundation	2001	\$3,548,887	\$3,116,030	\$1,214,923	\$1,007,508	\$475,000	\$426,081	\$0	\$0	\$5,238,810	\$4,549,620
Arizona Youth Education Scholarships (AZYES)	2011	\$0	\$0	\$0	\$0	\$135,800	\$122,209	\$0	\$0	\$135,800	\$122,209
Arizona's Catholic Tuition Support Organization (CTSO)	1999	\$95,254,388	\$85,541,805	\$28,181,978	\$23,277,748	\$74,995,126	\$60,644,442	\$1,098,500	\$1,270,148	\$199,529,992	\$170,734,142
Best Student Fund	2001	\$3,910,514	\$3,826,552	\$1,068,726	\$897,030	\$1,019,000	\$995,275	\$0	\$0	\$5,998,240	\$5,718,857
Bret Reed Freesmeyer Memorial Scholarship Fund	2001	\$426,736	\$492,962	\$0	\$0	\$0	\$0	\$0	\$0	\$426,736	\$492,962
Brophy Community Foundation	1998	\$26,353,832	\$23,826,134	\$10,384,664	\$8,875,548	\$74,840,672	\$56,795,197	\$0	\$0	\$111,579,168	\$89,496,879
Calvary Community Bible Fellowship	2022	\$8,159	\$0	\$4,829	\$0	\$0	\$0	\$0	\$0	\$12,988	\$0
Carden Schools Scholarship Fund	1998	\$57,980	\$55,067	\$0	\$0	\$0	\$0	\$0	\$0	\$57,980	\$55,067
Catholic Community Foundation	2023	\$0	\$0	\$0	\$0	\$0	\$0	\$0	\$0	\$0	\$0
Catholic Community Foundation for the Diocese of Phoenix	2018	\$0	\$0	\$0	\$0	\$0	\$0	\$0	\$0	\$0	\$0
Catholic Education Arizona	1998	\$200,415,359	\$185,063,783	\$53,540,488	\$43,356,435	\$102,213,595	\$74,299,630	\$3,025,312	\$1,542,383	\$359,194,754	\$304,262,231
Center for Educational Scholarships	2019	\$5,154	\$4,401	\$3,347	\$3,196	\$0	\$0	\$0	\$0	\$8,501	\$7,597
Chabad Tuition Organization	2000	\$4,187,266	\$3,716,951	\$1,703,752	\$1,586,675	\$3,314,500	\$2,925,108	\$0	\$0	\$9,205,518	\$8,228,734
Chaparral Mission Scholarship Fund	2001	\$1,460,480	\$1,527,304	\$0	\$0	\$3,000	\$3,000	\$0	\$0	\$1,463,480	\$1,530,304
Children's Scholarship Network of Arizona	2008	\$164,211	\$156,647	\$0	\$0	\$330,000	\$323,438	\$0	\$0	\$494,211	\$480,085
Christ Lutheran School Tuition Organization	2000	\$4,105,789	\$3,853,215	\$1,176,061	\$999,249	\$0	\$28,139	\$0	\$0	\$5,281,850	\$4,880,604
Christian Scholarship Foundation	1999	\$3,804,018	\$3,581,041	\$406,790	\$363,554	\$211,000	\$197,925	\$0	\$0	\$4,421,808	\$4,142,520
Christian Scholarship Fund of Arizona	1998	\$6,607,224	\$5,796,959	\$699,631	\$717,786	\$407,000	\$410,929	\$0	\$0	\$7,713,855	\$6,925,675
Classical Christian Scholarship Fund	2003	\$249,968	\$207,891	\$0	\$0	\$0	\$0	\$0	\$0	\$249,968	\$207,891
Clickable Institute of Technology and Entrepreneurship	2018	\$0	\$0	\$0	\$0	\$0	\$0	\$0	\$0	\$0	\$0
Cochise Christian School Tuition Organization	2002	\$8,969,579	\$8,093,160	\$2,579,789	\$2,135,987	\$358,500	\$287,092	\$0	\$0	\$11,907,868	\$10,516,238

Table 2
Donations and Scholarships by School Tuition Organizations CY1998 - FY2024

School Tuition Organization	1ST Year	Original Individual		Switcher Individual		Low-Income Corporate		Disabled/Displaced Corporate		TOTALS	
		Donations	Scholarships	Donations	Scholarships	Donations	Scholarships	Donations	Scholarships	Donations	Scholarships
Community Reinvestment Low Income Based Scholarships	2023	\$35,880	\$0	\$0	\$0	\$59,000	\$5,000	\$0	\$0	\$94,880	\$5,000
Community Tuition Grant Organization, Inc.	2018	\$243,276	\$200,653	\$156,926	\$131,397	\$1,172,500	\$981,143	\$0	\$0	\$1,572,702	\$1,313,193
Cong Casa Grande	2022	\$0	\$0	\$0	\$0	\$0	\$0	\$0	\$0	\$0	\$0
Corporate Tax Foundation	2011	\$0	\$0	\$0	\$0	\$12,298,083	\$6,672,567	\$0	\$0	\$12,298,083	\$6,672,567
Corporations Reducing Student Tuition	2014	\$0	\$0	\$0	\$0	\$0	\$0	\$0	\$0	\$0	\$0
Diversity Leadership Institute	2012	\$0	\$0	\$0	\$0	\$0	\$0	\$0	\$0	\$0	\$0
Dynamite Montessori Foundation	2001	\$1,185,967	\$1,060,278	\$529,930	\$463,512	\$5,000	\$4,500	\$19,420	\$18,478	\$1,740,316	\$1,546,767
Educare Scholarship Fund	1999	\$847,957	\$817,733	\$0	\$0	\$0	\$0	\$0	\$0	\$847,957	\$817,733
Education Liberty Fund	2015	\$52,075	\$31,819	\$35,789	\$20,799	\$500	\$225	\$0	\$0	\$88,364	\$52,843
Engelhardt/Pappas Foundation	1999	\$1,219,231	\$1,123,034	\$0	\$0	\$0	\$0	\$0	\$0	\$1,219,231	\$1,123,034
Financial Assistance for Independent Schools	2000	\$6,160,237	\$5,452,295	\$2,348,352	\$1,963,000	\$2,966,000	\$1,989,542	\$1,371,000	\$1,250,310	\$12,845,589	\$10,655,147
Flagstaff Scholarship Fund	2001	\$1,752,439	\$1,610,865	\$0	\$0	\$1,392,500	\$1,316,020	\$0	\$0	\$3,144,939	\$2,926,885
Foundation for Corporate Tax Credit	2011	\$0	\$0	\$0	\$0	\$872,000	\$890,380	\$0	\$0	\$872,000	\$890,380
Foundation for Lutherans Interested in Funding Education	2002	\$432,551	\$428,851	\$0	\$0	\$0	\$0	\$0	\$0	\$432,551	\$428,851
Foundation for Montessori Scholarships	1999	\$522,654	\$473,808	\$0	\$0	\$0	\$0	\$0	\$0	\$522,654	\$473,808
Funds for Kids	2013	\$537,708	\$485,461	\$284,321	\$255,588	\$65,000	\$58,500	\$0	\$0	\$887,029	\$799,549
Gateway Academy	2019	\$0	\$0	\$0	\$0	\$0	\$0	\$0	\$0	\$0	\$0
Greater Arizona Inc.	2017	\$350,396	\$272,883	\$225,837	\$180,701	\$3,151,639	\$2,932,836	\$0	\$0	\$3,727,872	\$3,386,419
H.E.L.P. Scholarship Foundation	1998	\$13,032,282	\$12,369,660	\$806,204	\$730,432	\$10,605	\$9,480	\$0	\$0	\$13,849,091	\$13,109,572
Higher Education STO	2011	\$366,767	\$317,748	\$126,206	\$116,169	\$10,000	\$9,000	\$0	\$0	\$502,973	\$442,917
Independent Schools Corporate Tax Foundation	2011	\$0	\$0	\$0	\$0	\$13,545,084	\$8,842,571	\$0	\$0	\$13,545,084	\$8,842,571
Inspire Kids Montessori STO	2023	\$51,908	\$10,800	\$36,493	\$3,262	\$0	\$0	\$0	\$0	\$88,401	\$14,062
Institute for Better Education (IBE)	1998	\$182,151,218	\$150,028,788	\$81,544,715	\$62,292,830	\$20,365,464	\$17,402,618	\$2,873,168	\$2,820,545	\$286,934,565	\$232,544,781
Investing in Children of Arizona Scholarship Fund	2003	\$6,875	\$0	\$0	\$0	\$0	\$0	\$0	\$0	\$6,875	\$0
Jewish Education Tax Credit Organization (JETCO)	1999	\$12,643,092	\$10,894,545	\$4,352,137	\$3,785,099	\$2,451,500	\$2,193,070	\$0	\$0	\$19,446,729	\$16,872,714
Jewish Tuition Organization	1999	\$37,288,779	\$34,874,514	\$14,687,719	\$12,275,142	\$10,957,414	\$8,962,797	\$0	\$0	\$62,933,912	\$56,112,454
Just Friends of Education	2009	\$7,600	\$6,070	\$0	\$0	\$0	\$0	\$0	\$0	\$7,600	\$6,070
Legacy Student Tuition Organization	2020	\$0	\$0	\$0	\$0	\$0	\$0	\$0	\$0	\$0	\$0
Lexington Education Foundation	2016	\$95,188	\$85,659	\$44,029	\$39,981	\$20,000	\$18,495	\$50,000	\$35,585	\$209,217	\$179,720
Life Development Institute Education Fund	2006	\$368,495	\$366,187	\$134,972	\$119,013	\$65,000	\$58,500	\$45,000	\$39,816	\$613,467	\$583,516
Lutheran Education Foundation	1998	\$3,454,619	\$3,276,191	\$378,343	\$368,321	\$0	\$0	\$0	\$0	\$3,832,962	\$3,644,513
Maranatha Christian Co-Op Tuition Fund	1998	\$21,630	\$3,926	\$0	\$0	\$0	\$0	\$0	\$0	\$21,630	\$3,926
Montessori Centre School Tuition Organization	2000	\$361,549	\$349,867	\$0	\$0	\$0	\$0	\$0	\$0	\$361,549	\$349,867
Montessori Charity Foundation	2019	\$145,504	\$139,661	\$98,968	\$66,550	\$72,000	\$72,000	\$0	\$0	\$316,472	\$278,211
Montessori Scholarship Organization	2000	\$6,259,068	\$5,945,426	\$1,633,788	\$1,470,275	\$227,000	\$204,300	\$0	\$0	\$8,119,856	\$7,620,001
Montessori School Tuition Organization	1999	\$43,400	\$38,900	\$0	\$0	\$0	\$0	\$0	\$0	\$43,400	\$38,900
New Hope Scholarship Foundation	2021	\$35,760	\$8,557	\$20,051	\$11,531	\$150,000	\$89,821	\$0	\$0	\$205,811	\$109,909
Next Generation School Tuition Organization	2017	\$9,430	\$3,124	\$10,293	\$4,876	\$0	\$0	\$0	\$0	\$19,723	\$8,000
Northern Arizona Christian School Scholarship Fund	1998	\$8,824,366	\$7,562,326	\$2,824,304	\$2,322,774	\$1,362,012	\$1,198,262	\$0	\$0	\$13,010,682	\$11,083,362
Northern Lights Student Tuition Organization	2018	\$0	\$0	\$0	\$0	\$0	\$0	\$55,000	\$0	\$55,000	\$0
Orme Primavera Schools Foundation	1999	\$4,588,934	\$4,543,953	\$1,226,662	\$1,253,677	\$0	\$0	\$0	\$0	\$5,815,596	\$5,797,630
Pappas Kids Schoolhouse Foundation	2005	\$7,230,818	\$6,811,281	\$4,129,209	\$3,802,881	\$10,439,449	\$10,067,079	\$0	\$0	\$21,799,477	\$20,681,241
Parkside Christian Learning Center	2012	\$0	\$0	\$0	\$0	\$0	\$0	\$0	\$0	\$0	\$0
Patagonia Scholarship Fund	1999	\$76,154	\$62,713	\$0	\$0	\$0	\$0	\$0	\$0	\$76,154	\$62,713
Pinetop Tuition Support Organization	2006	\$152,954	\$132,757	\$20,160	\$14,161	\$5,000	\$5,000	\$0	\$0	\$178,114	\$151,918
Private School Tuition Fund 123	2017	\$496,130	\$354,606	\$290,802	\$205,752	\$1,747,175	\$1,387,348	\$0	\$0	\$2,534,107	\$1,947,706
Scholarships for Educational Excellence Foundation	2009	\$1,222,636	\$1,175,661	\$532,559	\$439,124	\$0	\$0	\$0	\$0	\$1,755,195	\$1,614,786
School Choice Arizona, Inc.	2006	\$14,652,622	\$11,649,254	\$3,686,204	\$2,890,432	\$58,320,807	\$47,171,630	\$1,402,000	\$1,315,204	\$78,061,633	\$63,026,520
School Tuition Association of Yuma	1999	\$4,784,852	\$4,302,169	\$965,270	\$842,261	\$10,851,100	\$9,306,042	\$0	\$1,250	\$16,601,221	\$14,451,723
School Tuition Organization 4 Kidz	2018	\$2,164,039	\$1,583,354	\$1,407,217	\$1,024,725	\$2,845,600	\$2,005,106	\$57,000	\$51,300	\$6,473,857	\$4,664,486
Schools With Heart Foundation	1999	\$5,375,627	\$5,027,753	\$1,639,520	\$1,492,221	\$0	\$0	\$0	\$0	\$7,015,147	\$6,519,974
Sedona Village Learning Center of Madre Tierra Foundation	2021	\$0	\$0	\$0	\$0	\$0	\$0	\$0	\$0	\$0	\$0
Shepherd of the Desert Education Foundation	2000	\$2,056,279	\$1,933,866	\$387,441	\$330,131	\$0	\$0	\$0	\$0	\$2,443,720	\$2,263,997
Southern Arizona Foundation for Education - SAFE Lutheran	1998	\$4,321,287	\$4,328,846	\$173,544	\$157,412	\$0	\$0	\$0	\$0	\$4,494,831	\$4,486,259
Southwest Tuition Organization 4 Kids	2018	\$0	\$0	\$0	\$0	\$0	\$0	\$0	\$0	\$0	\$0
Students First Foundation	2015	\$195,656	\$210,167	\$97,694	\$121,780	\$734,000	\$430,128	\$0	\$0	\$1,027,350	\$762,075
Tempe Montessori Parent's Organization	2000	\$1,327,668	\$1,285,596	\$6,000	\$13,633	\$0	\$0	\$0	\$0	\$1,333,668	\$1,299,229

Table 2
Donations and Scholarships by School Tuition Organizations CY1998 - FY2024

School Tuition Organization	1ST Year	Original Individual		Switcher Individual		Low-Income Corporate		Disabled/Displaced Corporate		TOTALS	
		Donations	Scholarships	Donations	Scholarships	Donations	Scholarships	Donations	Scholarships	Donations	Scholarships
Tempe Montessori School Tuition Organization	2011	\$157,233	\$41,843	\$0	\$0	\$16,000	\$0	\$0	\$0	\$173,233	\$41,843
Tesseract Tuition Organization	1998	\$146,315	\$24,250	\$0	\$0	\$0	\$0	\$0	\$0	\$146,315	\$24,250
The Leadership Consortium	2011	\$0	\$0	\$0	\$0	\$0	\$0	\$0	\$0	\$0	\$0
The Zisel Tovah Foundation	2016	\$535	\$535	\$500	\$500	\$0	\$0	\$0	\$0	\$1,035	\$1,035
Truthful Beginnings	2020	\$2,186	\$1,967	\$1,179	\$1,061	\$0	\$0	\$0	\$0	\$3,365	\$3,029
Tuition Organization for Private Schools	2004	\$25,535,661	\$22,869,534	\$8,971,626	\$7,541,761	\$12,780,445	\$11,126,481	\$2,834,880	\$2,559,303	\$50,122,612	\$44,097,079
Valley Lutheran Scholarship Organization	2004	\$1,148,000	\$1,149,711	\$137,641	\$124,572	\$130,000	\$116,018	\$0	\$0	\$1,415,641	\$1,390,301
Valley Tuition Organization	2016	\$298,072	\$164,039	\$262,976	\$153,732	\$5,713,500	\$2,610,792	\$0	\$0	\$6,274,548	\$2,928,562
Verde Valley School Tuition Organization	2022	\$145,550	\$48,560	\$77,210	\$46,100	\$25,000	\$0	\$0	\$0	\$247,760	\$94,660
VVBC Christian Education Fund	1999	\$324,519	\$317,182	\$0	\$0	\$0	\$0	\$0	\$0	\$324,519	\$317,182
Walter T. Beamis Scholarship Foundation	1999	\$11,371	\$4,000	\$0	\$0	\$0	\$0	\$0	\$0	\$11,371	\$4,000
White Mountain Montessori Tuition Support Organization	2017	\$47,826	\$37,497	\$24,013	\$21,000	\$7,500	\$7,500	\$0	\$0	\$79,339	\$65,997
White Mountain Tuition Support Foundation	2004	\$3,897,384	\$3,250,188	\$1,622,230	\$1,191,660	\$910,500	\$678,864	\$0	\$0	\$6,430,113	\$5,120,712
Yo Creo - Competitive America	2011	\$0	\$0	\$0	\$0	\$0	\$0	\$0	\$0	\$0	\$0
Yuma's Education Scholarship Fund for Kids	2003	\$13,098,752	\$11,783,058	\$5,639,738	\$4,689,580	\$1,488,275	\$1,373,953	\$175,000	\$162,775	\$20,401,765	\$18,009,366
TOTALS		\$1,311,640,680	\$1,139,446,762	\$469,064,857	\$374,909,929	\$1,081,951,970	\$836,621,762	\$62,253,995	\$53,292,844	\$2,924,911,502	\$2,404,271,295

STOs that are highlighted are no longer operational.

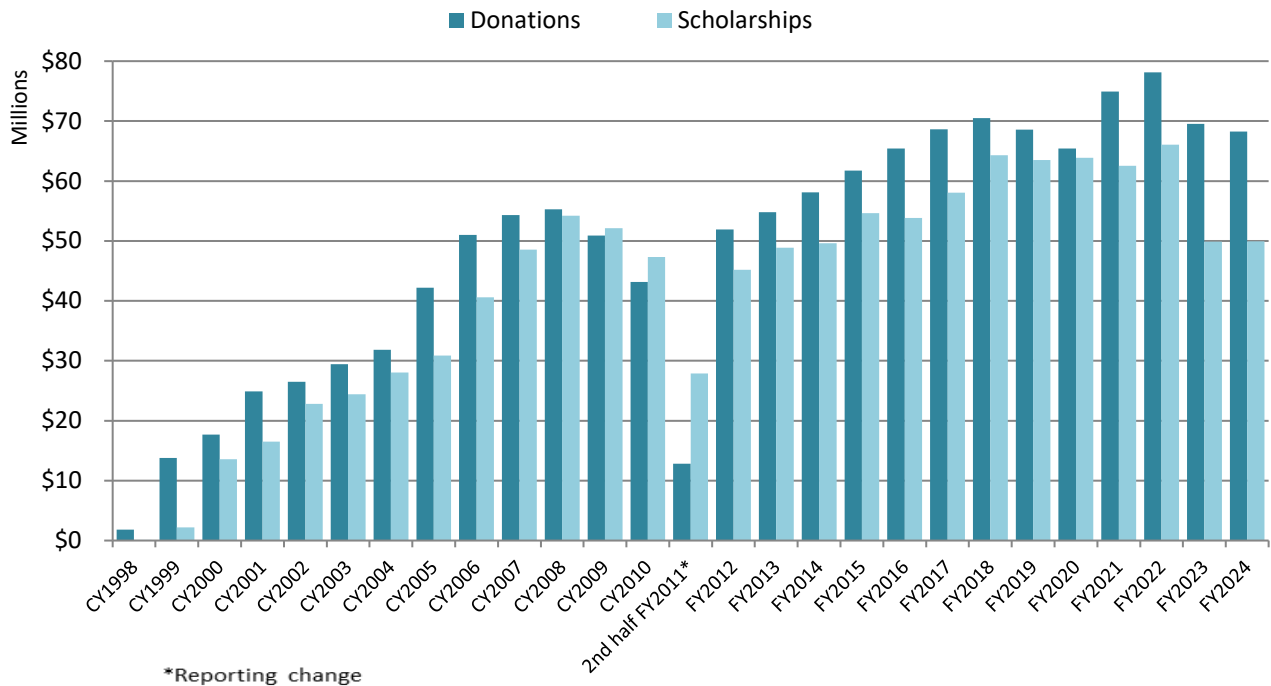
*Arizona Native Scholastic Enrichment Resource Foundation was previously certified to accept both individual and corporate donations prior to 2014.

**Lexington Education Foundation was previously certified to accept both individual and corporate donations between March 2016 and January 2018 and again between March 2018 and February 2019.

ORIGINAL INDIVIDUAL INCOME TAX CREDIT PROGRAM

Arizona allows an individual income tax credit for donations made to STOs that provide scholarships to private schools. There were 54 STOs certified to receive individual donations in FY2024. The original individual income tax credit for contributions to school tuition organizations is governed by A.R.S. § 43-1089 and Chapter 16 in Title 43. The maximum credit amounts are adjusted each year for inflation. For tax year 2024 the original individual income tax credit was \$731 (for single, unmarried head of household and married filing separate taxpayers) and \$1,459 (for married filing joint taxpayers). The original individual scholarship is available to K-12 students and preschool students with disabilities. The scholarship amount cannot exceed the cost of tuition for an academic year.

Growth in Original Individual Credit Program



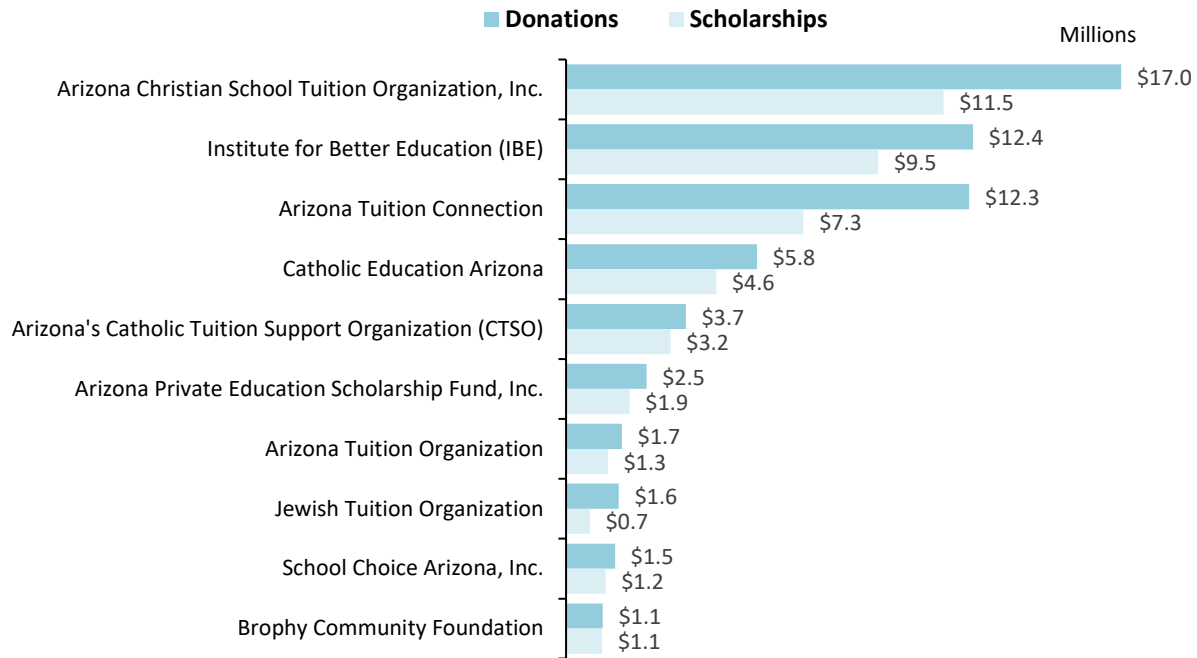
The following table shows the number of STOs collecting original individual donations in each period, the number of donations and the amount of tax credit donations. The percentage change is calculated for prior year amounts reported. No percentage change is calculated for FY2011 as this is the first fiscal year reporting period. The table also shows the number of STOs providing original individual scholarships in each period, the number of scholarships and the amount of scholarships paid. (For calendar years prior to 2003, the numbers are soft; reporting was not statutorily-required at that time.) As with the donations data, no percentage change is calculated for FY2011 as this was the first fiscal year reporting period. Please note that the number of scholarships paid does not equate to the number of students receiving scholarships. Many families seek scholarships from multiple STOs, resulting in one child being counted several times in the scholarship counts.

The totals below do not include donation transfers from one STO to another as a result of an STO closure. The donation amounts would have been initially recorded as donations received by the closing STO in the same fiscal year or possibly in a prior fiscal year. For FY2024, STOs received \$596,112 in original donation transfers from closing STOs. The receiving STOs are required to award 90% of the transferred amount as scholarships to eligible students attending qualified schools.

ORIGINAL INDIVIDUAL INCOME TAX CREDIT PROGRAM

Reporting Year	Original Individual Donations				Original Individual Scholarships			
	# of STOs	# donations	\$ Amount	% change	# of STOs	# scholarships	\$ Amount	% change
CY1998	16	4,248	\$1,815,798		4	128	\$103,790	
CY1999	33	32,023	\$13,781,341		19	3,207	\$2,196,734	
CY2000	36	38,249	\$17,701,284	28.4%	32	15,081	\$13,561,981	517.4%
CY2001	43	46,696	\$24,897,444	40.7%	39	18,049	\$16,484,958	21.6%
CY2002	43	52,203	\$26,512,683	6.5%	43	19,582	\$22,826,746	38.5%
CY2003	51	58,122	\$29,444,972	11.1%	49	20,134	\$24,428,197	7.0%
CY2004	53	63,830	\$31,846,494	8.2%	51	21,146	\$28,025,083	14.7%
CY2005	53	69,239	\$42,196,206	32.5%	51	22,529	\$30,863,153	10.1%
CY2006	56	73,617	\$51,012,326	20.9%	52	24,678	\$40,594,978	31.5%
CY2007	55	76,065	\$54,304,968	6.5%	55	27,153	\$48,561,687	19.6%
CY2008	55	78,434	\$55,260,728	1.8%	54	28,327	\$54,205,394	11.6%
CY2009	54	73,430	\$50,916,897	-7.9%	52	27,592	\$52,126,882	-3.8%
CY2010	53	62,940	\$43,163,214	-15.2%	54	26,430	\$47,333,628	-9.2%
FY2011	50	74,681	\$51,408,122		50	24,039	\$46,091,539	
FY2012	49	76,739	\$51,918,033	1.0%	50	23,828	\$45,209,410	-1.9%
FY2013	48	76,098	\$54,794,058	5.5%	47	25,462	\$48,873,359	8.1%
FY2014	49	80,893	\$58,129,582	6.1%	48	26,972	\$49,608,573	1.5%
FY2015	52	80,933	\$61,740,114	6.2%	50	29,792	\$54,655,984	10.2%
FY2016	55	86,533	\$65,438,155	6.0%	50	31,345	\$53,822,486	-1.5%
FY2017	55	89,192	\$68,640,894	4.9%	53	32,590	\$58,037,619	7.8%
FY2018	59	91,475	\$70,485,289	2.7%	58	34,632	\$64,293,115	10.8%
FY2019	56	88,525	\$68,553,904	-2.7%	55	36,571	\$63,517,206	-1.2%
FY2020	54	82,787	\$65,429,441	-4.6%	53	32,854	\$63,847,766	0.5%
FY2021	53	91,280	\$74,946,864	14.5%	53	32,543	\$62,528,363	-2.1%
FY2022	49	91,237	\$78,106,170	4.2%	49	33,820	\$66,067,629	5.7%
FY2023	51	80,059	\$69,513,687	-11.0%	47	23,828	\$49,880,010	-24.5%
FY2024	50	75,722	\$68,271,730	-1.8%	46	18,134	\$49,910,780	0.1%

Top 10 STOs by FY2024 Original Individual Donations



FY2024 Original Individual Donations and Scholarships

Table 3 (pg. 16) shows the number, amount and average⁶ of the FY2024 original individual donations received by STO. In addition, the number and amount of scholarships paid by STO as well as the average scholarships⁷ and number of schools receiving scholarships is included. This table also provides the number and amount of original individual future reserved scholarships reported by each STO.

- Arizona Christian School Tuition Organization, Inc. received the most original individual donations in both number and amount of 18,265 donations (24.1% of the total) for \$16,978,762 (24.9% of the total).
- Chabad Tuition Organization received the largest average original individual donation amount of \$1,927.
- Arizona Christian School Tuition Organization, Inc. paid the highest amount of original individual scholarships (\$11,541,703 or 23.1% of the total) and also awarded the largest number of scholarships (4,146 scholarships or 22.9% of the total).
- Christian Scholarship Fund of Arizona awarded the largest average original individual scholarship of \$6,672.
- Institute for Better Education (IBE) awarded original individual scholarships to a total of 175 schools.
- Ten STOs provided original individual scholarships to the required minimum of two private schools. Four STOs provided original individual scholarships to one private school.

There were four STOs that received donations but did not pay scholarships in FY2024. STOs must allocate 90% of the tax credit donations to scholarships within two fiscal years after receipt of the donations.

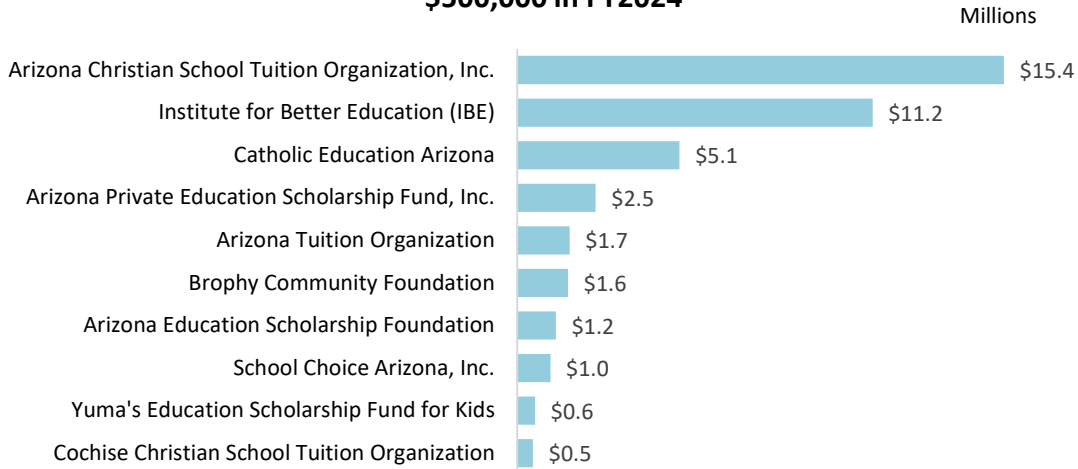
⁶ Because STOs will receive donations in a fiscal year that will include two tax years, the average donation amount may fall between the two tax year donation caps.

⁷ The STO average scholarship calculation will include double counting if a student attends two different private schools during the year and an STO awards the student scholarships to both schools. The average may also include both the scholarships paid for the current fiscal year and the scholarships paid in the spring for the following fiscal year.

Future Reserved Original Individual Scholarships

STOs also reserved scholarships for specific students for future years. Twenty-one STOs reserved an additional \$42,204,659 in the original individual donation program, which constituted 14,708 scholarships. Arizona Christian School Tuition Organization, Inc. reported reserving the largest amount of original individual donations for future year scholarships of \$15,362,345 for 5,503 students. Please note that a portion of the reserved future year awards reported by STOs may be for scholarships to be awarded in the upcoming academic year.

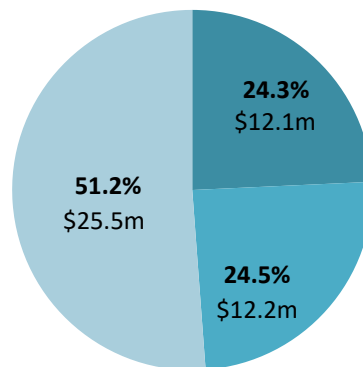
Future Reserved Original Individual Scholarships Greater than \$500,000 in FY2024



FY2024 Original Individual Scholarships by Income Level

STOs are required to report the percentage of scholarship dollars that go to families with income of 185% or less of poverty level and the percentage of scholarship dollars that go to families with income ranging from above 185% of poverty level to 342.25% of poverty level. For the 2023-2024 academic year, 342.25% of the federal poverty level for a household of four was \$102,675.

Overall Share of FY2024 Original Individual Scholarships by Family Income



- Families with income up to 185% of poverty level
- Families with income from 185% to 342.25% of poverty level
- Families with income greater than 342.25% of poverty level

Table 4 (pg. 18) shows the income level percentages for each STO. One organization gave 100% of their original individual scholarships to children in families with income of 185% or less of poverty level while eleven STOs gave 100% of their original individual scholarships to children in families with income up to 342.25% of the poverty level. There were 16 STOs that gave more than 50% of their original individual scholarships to children of families with income greater than 342.25% of poverty level.

Original Individual Credit Program 90/10 Calculation

All STOs certified to collect original individual donations in FY2024 were evaluated as to their status in relation to the requirement that 90% of all revenue must be paid out in scholarships. From an administrative viewpoint, no STO is expected to pay out 90% of donations it receives in the current year for scholarships the same year. There will always be a lag between revenue received and revenue paid out and it does not mean that an STO with a percentage of less than 90% is in violation of the law. The 90% requirement is evaluated using two different methods: 1) a review of total donations and scholarships over the life of the STO and 2) calculating 90% of credit donations received in a particular fiscal year and tracking the amount to be awarded within the following two fiscal years. The following table shows the lifetime percentage calculated based on total donations and scholarships (method #1) for those STOs certified to receive original individual donations in FY2024.

Original Individual Credit Program Lifetime 90/10 Ratios

School Tuition Organization	Ratio	School Tuition Organization	Ratio
Arizona Education and Scholarship Opportunity Program	135.8%	Arizona Private Education Scholarship Fund, Inc.	90.0%
Students First Foundation	107.8%	Arizona's Catholic Tuition Support Organization (CTSO)	90.0%
Montessori Charity Foundation	102.8%	Chabad Tuition Organization	89.2%
Inspire Kids Montessori STO	100.0%	Financial Assistance for Independent Schools	88.6%
Best Student Fund	99.2%	Institute for Better Education (IBE)	88.2%
Arizona School Choice Trust	98.2%	Christian Scholarship Fund of Arizona	87.9%
Scholarships for Educational Excellence Foundation	97.1%	Jewish Education Tax Credit Organization (JETCO)	86.6%
Arizona Adventist Scholarships, Inc.	97.0%	School Choice Arizona, Inc.	85.3%
Brophy Community Foundation	96.6%	Arizona Education Scholarship Foundation	84.1%
Cochise Christian School Tuition Organization	95.9%	Community Tuition Grant Organization, Inc.	83.9%
Catholic Education Arizona	94.7%	White Mountain Tuition Support Foundation	83.9%
Yuma's Education Scholarship Fund for Kids	94.6%	Arizona Tax Credit	81.8%
Jewish Tuition Organization	94.5%	America's Scholarship Konnection Inc	79.6%
Orme Primavera Schools Foundation	93.9%	Private School Tuition Fund 123	79.2%
Dynamite Montessori Foundation	93.5%	Greater Arizona Inc.	77.9%
Arizona International Academy Scholarship Fund	92.6%	School Tuition Organization 4 Kidz	73.5%
Christ Lutheran School Tuition Organization	92.2%	Arizona Private School Tuition Organization	68.1%
Arizona Episcopal Schools Foundation	91.8%	Academic Opportunity of Arizona	65.2%
Tuition Organization for Private Schools	91.7%	Arizona Tuition Connection	64.5%
Arizona Tuition Organization	91.7%	Valley Tuition Organization	59.7%
Arizona Independent Schools Scholarship Foundation	91.2%	!SpecialNeedsScholarships.org	43.0%
Arizona Christian School Tuition Organization, Inc.	90.8%	Verde Valley School Tuition Organization	36.6%
Pappas Kids Schoolhouse Foundation	90.5%	A+ Tuition Assistance	29.8%
School Tuition Association of Yuma	90.2%	New Hope Scholarship Foundation	25.1%
Northern Arizona Christian School Scholarship Fund	90.1%	Community Reinvestment Low Income Based Scholarships	0.0%

Three STOs had a percentage greater than 100%. In most cases this occurs because the scholarships reported in their annual report were paid with revenue that was not tax credit donations or due to reserved scholarships for specific students in future years. Five STOs have lifetime ratios below 50.0 because they are a newer STOs; their scholarships should increase significantly within the next year or two. These percentages are being monitored annually and if STOs with low percentages do not improve, ADOR will review that program to determine the reason. Based on the yearly 90% calculation (method #2), there were two STOs found in violation of the 90% requirement. One STO corrected the issue within the statutorily allowed 90-day period and one STO is in the process of closing.

Table 3
FY2024 Original Individual Donations and Scholarships by School Tuition Organization

School Tuition Organization	Donations			Scholarships				Future Reserved Scholarships	
	#	\$ Amount	Average	#	\$ Amount	Average	# of Schools	#	\$ Amount
ISpecialNeedsScholarships.org	236	\$209,587	\$888	3	\$18,679	\$6,226	2	5	\$187,221
A+ Tuition Assistance	10	\$11,773	\$1,177	0	\$0			0	\$0
Academic Opportunity of Arizona	63	\$58,969	\$936	4	\$22,995	\$5,749	3	0	\$0
America's Scholarship Konnection Inc	13	\$14,402	\$1,108	9	\$13,933	\$1,548	3	0	\$0
Arizona Adventist Scholarships, Inc.	194	\$221,430	\$1,141	198	\$203,121	\$1,026	9	33	\$33,899
Arizona Christian School Tuition Organization, Inc.	18,265	\$16,978,762	\$930	4,146	\$11,541,703	\$2,784	115	5,503	\$15,362,345
Arizona Education and Scholarship Opportunity Program	38	\$32,402	\$853	0	\$0			0	\$0
Arizona Education Scholarship Foundation	633	\$610,448	\$964	57	\$198,488	\$3,482	18	540	\$1,218,297
Arizona Episcopal Schools Foundation	807	\$672,902	\$834	108	\$599,272	\$5,549	5	14	\$115,327
Arizona Independent Schools Scholarship Foundation	640	\$669,811	\$1,047	159	\$583,789	\$3,672	3	0	\$0
Arizona International Academy Scholarship Fund	46	\$44,678	\$971	0	\$0			0	\$0
Arizona Private Education Scholarship Fund, Inc.	2,433	\$2,459,151	\$1,011	700	\$1,947,206	\$2,782	77	1,096	\$2,478,257
Arizona Private School Tuition Organization	622	\$552,515	\$888	98	\$321,425	\$3,280	23	0	\$0
Arizona School Choice Trust	376	\$255,386	\$679	81	\$262,950	\$3,246	11	61	\$189,100
Arizona Tax Credit	349	\$363,802	\$1,042	168	\$373,812	\$2,225	28	19	\$16,443
Arizona Tuition Connection	12,831	\$12,331,186	\$961	2,172	\$7,259,578	\$3,342	146	0	\$0
Arizona Tuition Organization	1,748	\$1,708,390	\$977	478	\$1,276,432	\$2,670	8	763	\$1,655,710
Arizona's Catholic Tuition Support Organization (CTSO)	4,360	\$3,664,300	\$840	1,588	\$3,197,128	\$2,013	36	27	\$107,641
Best Student Fund	100	\$97,135	\$971	51	\$129,675	\$2,543	1	0	\$0
Brophy Community Foundation	1,181	\$1,124,776	\$952	190	\$1,102,641	\$5,803	5	220	\$1,606,555
Catholic Education Arizona	6,883	\$5,835,938	\$848	1,809	\$4,592,182	\$2,539	38	2,593	\$5,121,908
Chabad Tuition Organization	136	\$262,028	\$1,927	74	\$429,893	\$5,809	2	0	\$0
Christ Lutheran School Tuition Organization	128	\$126,443	\$988	17	\$111,487	\$6,558	2	0	\$0
Christian Scholarship Fund of Arizona	137	\$108,437	\$792	24	\$160,139	\$6,672	3	0	\$0
Cochise Christian School Tuition Organization	331	\$304,426	\$920	44	\$142,207	\$3,232	9	151	\$500,158
Community Reinvestment Low Income Based Scholarships	75	\$23,027	\$307	0	\$0			0	\$0
Community Tuition Grant Organization, Inc.	55	\$67,705	\$1,231	31	\$44,450	\$1,434	3	0	\$0
Dynamite Montessori Foundation	129	\$103,391	\$801	26	\$88,806	\$3,416	5	0	\$0
Financial Assistance for Independent Schools	237	\$230,047	\$971	55	\$232,493	\$4,227	2	0	\$0
Greater Arizona Inc.	377	\$350,396	\$929	72	\$272,883	\$3,790	2	0	\$0
Inspire Kids Montessori STO	50	\$51,908	\$1,038	8	\$10,800	\$1,350	2	13	\$41,108
Institute for Better Education (IBE)	12,660	\$12,441,479	\$983	3,275	\$9,543,948	\$2,914	175	2,154	\$11,214,290
Jewish Education Tax Credit Organization (JETCO)	454	\$401,639	\$885	55	\$340,462	\$6,190	2	0	\$0
Jewish Tuition Organization	1,749	\$1,611,677	\$921	202	\$724,946	\$3,589	5	148	\$319,883
Montessori Charity Foundation	52	\$46,681	\$898	10	\$46,000	\$4,600	1	0	\$0
New Hope Scholarship Foundation	8	\$5,971	\$746	1	\$652	\$652	1	0	\$0
Northern Arizona Christian School Scholarship Fund	483	\$431,288	\$893	156	\$411,685	\$2,639	3	108	\$381,630
Orme Primavera Schools Foundation	208	\$186,196	\$895	41	\$232,939	\$5,681	2	0	\$0
Pappas Kids Schoolhouse Foundation	526	\$508,368	\$966	399	\$608,789	\$1,526	16	0	\$0
Private School Tuition Fund 123	32	\$36,883	\$1,153	15	\$42,280	\$2,819	15	9	\$30,908
Scholarships for Educational Excellence Foundation	42	\$38,357	\$913	22	\$91,246	\$4,148	2	0	\$0
School Choice Arizona, Inc.	4,436	\$1,497,785	\$338	871	\$1,205,653	\$1,384	117	980	\$1,047,933
School Tuition Association of Yuma	63	\$55,755	\$885	13	\$27,653	\$2,127	5	0	\$0
School Tuition Organization 4 Kidz	472	\$459,167	\$973	120	\$464,966	\$3,875	27	0	\$0
Students First Foundation	13	\$7,423	\$571	10	\$4,750	\$475	3	0	\$0
Tuition Organization for Private Schools	21	\$7,627	\$363	321	\$459,126	\$1,430	53	0	\$0
Valley Tuition Organization	56	\$56,298	\$1,005	6	\$32,035	\$5,339	3	2	\$12,000

Table 3
FY2024 Original Individual Donations and Scholarships by School Tuition Organization

School Tuition Organization	Donations			Scholarships			Future Reserved Scholarships		
	#	\$ Amount	Average	#	\$ Amount	Average	# of Schools	#	\$ Amount
Verde Valley School Tuition Organization	91	\$76,606	\$842	11	\$48,560	\$4,415	2	0	\$0
White Mountain Tuition Support Foundation	277	\$265,701	\$959	34	\$134,864	\$3,967	1	0	\$0
Yuma's Education Scholarship Fund for Kids	596	\$591,280	\$992	202	\$352,061	\$1,743	8	269	\$564,045
TOTALS	75,722	\$68,271,730	\$902	18,134	\$49,910,780	\$2,752	333	14,708	\$42,204,659

Table 4
FY2024 Original Individual Scholarships by Income Level

School Tuition Organization	Original Individual Scholarships	% of Scholarships to Families with		
		Income up to 185% of Poverty Level	Income from 185% to 342.25% of Poverty Level	Remaining %
!SpecialNeedsScholarships.org	\$18,679	20.9%	79.1%	0.0%
Academic Opportunity of Arizona	\$22,995	80.3%	19.7%	0.0%
America's Scholarship Konnection Inc	\$13,933	0.0%	100.0%	0.0%
Arizona Adventist Scholarships, Inc.	\$203,121	70.6%	19.8%	9.6%
Arizona Christian School Tuition Organization, Inc.	\$11,541,703	21.0%	31.9%	47.1%
Arizona Education Scholarship Foundation	\$198,488	18.9%	6.6%	74.5%
Arizona Episcopal Schools Foundation	\$599,272	56.0%	17.4%	26.5%
Arizona Independent Schools Scholarship Foundation	\$583,789	17.6%	28.5%	53.9%
Arizona Private Education Scholarship Fund, Inc.	\$1,947,206	18.3%	24.9%	56.8%
Arizona Private School Tuition Organization	\$321,425	20.0%	9.8%	70.2%
Arizona School Choice Trust	\$262,950	56.1%	43.9%	0.0%
Arizona Tax Credit	\$373,812	13.9%	37.7%	48.4%
Arizona Tuition Connection	\$7,259,578	10.4%	16.8%	72.8%
Arizona Tuition Organization	\$1,276,432	14.0%	40.1%	45.9%
Arizona's Catholic Tuition Support Organization (CTSO)	\$3,197,128	40.8%	37.0%	22.1%
Best Student Fund	\$129,675	95.2%	4.8%	0.0%
Brophy Community Foundation	\$1,102,641	64.4%	26.4%	9.2%
Catholic Education Arizona	\$4,592,182	34.3%	16.1%	49.6%
Chabad Tuition Organization	\$429,893	35.6%	20.8%	43.6%
Christ Lutheran School Tuition Organization	\$111,487	29.0%	68.7%	2.2%
Christian Scholarship Fund of Arizona	\$160,139	47.5%	52.5%	0.0%
Cochise Christian School Tuition Organization	\$142,207	36.0%	19.4%	44.6%
Community Tuition Grant Organization, Inc.	\$44,450	73.2%	26.8%	0.0%
Dynamite Montessori Foundation	\$88,806	9.0%	23.3%	67.7%
Financial Assistance for Independent Schools	\$232,493	12.0%	32.5%	55.4%
Greater Arizona Inc.	\$272,883	89.8%	10.2%	0.0%
Inspire Kids Montessori STO	\$10,800	7.4%	18.5%	74.1%
Institute for Better Education (IBE)	\$9,543,948	13.1%	18.9%	68.0%
Jewish Education Tax Credit Organization (JETCO)	\$340,462	8.0%	10.6%	81.4%
Jewish Tuition Organization	\$724,946	13.2%	14.3%	72.5%
Montessori Charity Foundation	\$46,000	42.4%	21.7%	35.9%
New Hope Scholarship Foundation	\$652	100.0%	0.0%	0.0%
Northern Arizona Christian School Scholarship Fund	\$411,685	24.9%	41.3%	33.8%
Orme Primavera Schools Foundation	\$232,939	55.8%	33.8%	10.3%
Pappas Kids Schoolhouse Foundation	\$608,789	97.8%	2.2%	0.0%
Private School Tuition Fund 123	\$42,280	45.2%	54.8%	0.0%
Scholarships for Educational Excellence Foundation	\$91,246	28.6%	35.1%	36.3%
School Choice Arizona, Inc.	\$1,205,653	46.6%	31.6%	21.8%
School Tuition Association of Yuma	\$27,653	28.9%	10.1%	60.9%

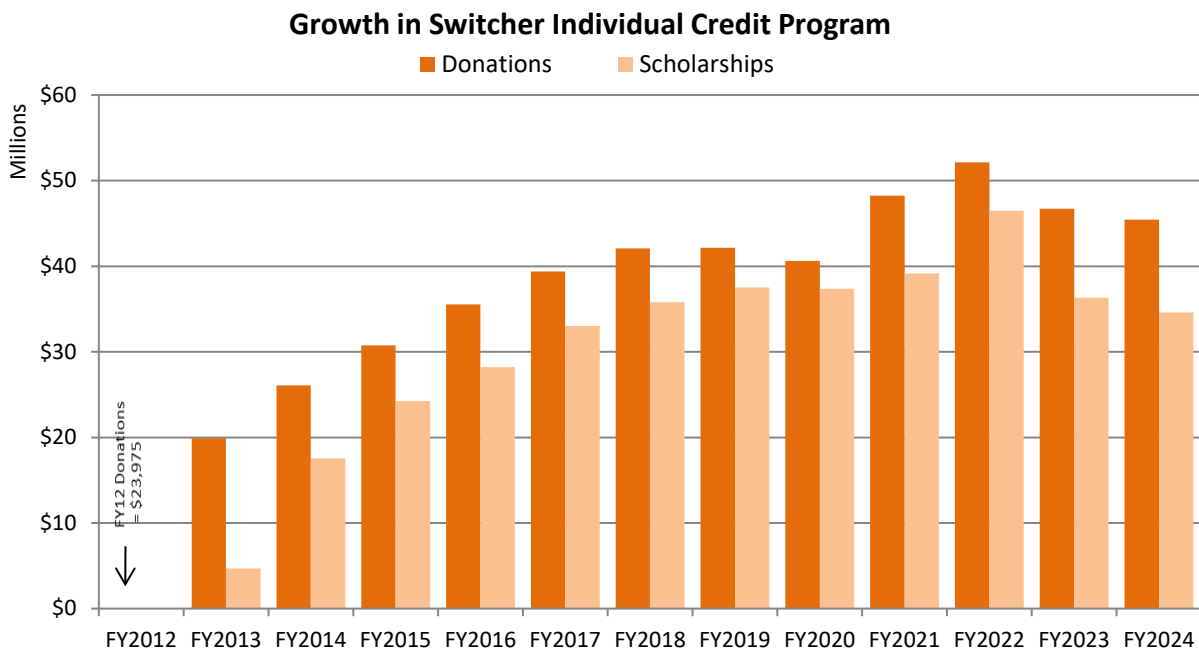
Table 4
FY2024 Original Individual Scholarships by Income Level

School Tuition Organization	Original Individual Scholarships	% of Scholarships to Families with		
		Income up to 185% of Poverty Level	Income from 185% to 342.25% of Poverty Level	Remaining %
School Tuition Organization 4 Kidz	\$464,966	13.5%	19.2%	67.2%
Students First Foundation	\$4,750	0.0%	21.1%	78.9%
Tuition Organization for Private Schools	\$459,126	26.0%	38.7%	35.3%
Valley Tuition Organization	\$32,035	14.0%	0.0%	86.0%
Verde Valley School Tuition Organization	\$48,560	85.6%	14.4%	0.0%
White Mountain Tuition Support Foundation	\$134,864	6.9%	4.7%	88.4%
Yuma's Education Scholarship Fund for Kids	\$352,061	23.9%	37.1%	39.0%
TOTALS	\$49,910,780	24.3%	24.5%	51.2%

SWITCHER INDIVIDUAL INCOME TAX CREDIT PROGRAM

Arizona allows a second individual income tax credit for individuals wanting to give more than the amount allowed for an individual income tax credit under the original individual income tax credit program. There were 54 STOs certified to receive individual donations in FY2024. The switcher individual income tax credit for contributions to school tuition organizations is governed by A.R.S. § 43-1089.03 and Chapter 16 in Title 43. The maximum credit amounts are adjusted each year for inflation. After donating \$731 or \$1,459 for the original individual income tax credit, individuals could donate up to an additional \$728 or \$1,451 (depending on filing status) in tax year 2024 and take this additional credit.

The switcher individual scholarship is available to K-12 students and preschool students with disabilities. Students receiving scholarships paid from the switcher individual donations must meet one of the following requirements: attended a public school as a full-time student for at least 90 days of the prior fiscal year and then transferred from a public school to a private school; OR is enrolling in a private school kindergarten; OR is enrolling in a private preschool program for students with disabilities; OR is a dependent of a member of the armed forces of the United States who is stationed in Arizona pursuant to military orders; OR was homeschooled before enrolling in private school; OR moved to this state from out of state before enrolling in a private school; OR participated in an Arizona Empowerment Scholarship Account (ESA) and did not renew the account or accept the ESA scholarship in order to accept a switcher scholarship; OR students placed in foster care under certain circumstances; OR received for any prior year a scholarship under one of the above criteria OR from the low-income corporate donation program or the disabled/displaced corporate donation program if the child continued to attend a private school in subsequent years. The scholarship amount cannot exceed the cost of tuition for an academic year.



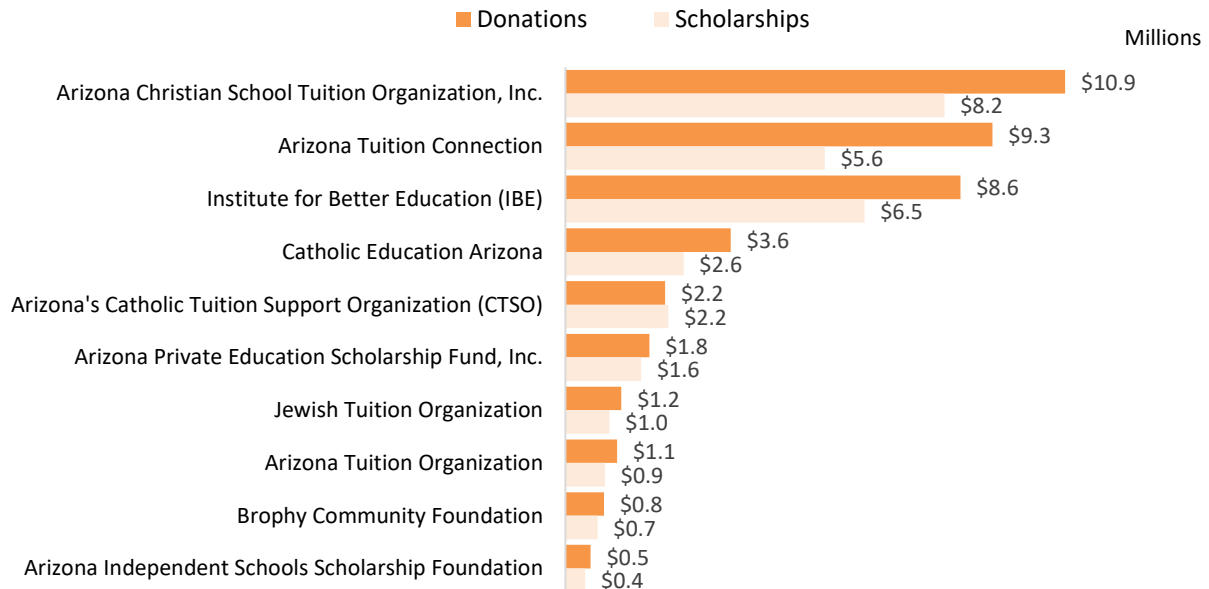
The following table shows the number of STOs collecting switcher individual donations in each period, the number of donations and the amount of tax credit donations. The percentage change is calculated for prior year amounts reported. The table also shows the number of STOs providing switcher individual scholarships in each period, the number of scholarships and the amount of scholarships paid. Please note that the number of scholarships paid does not equate to the number of students receiving scholarships. Many families seek scholarships from multiple STOs, resulting in one child being counted several times in the scholarship counts.

The totals below do not include donation transfers from one STO to another as a result of an STO closure. The donation amounts would have been initially recorded as donations received by the closing STO in the same fiscal year or possibly in a prior fiscal year. For FY2024, STOs received \$646,956 in switcher donation transfers from closing STOs. The receiving STOs are required to award 90% of the transferred amount as scholarships to eligible students attending qualified schools.

SWITCHER INDIVIDUAL INCOME TAX CREDIT PROGRAM

Reporting Year	Switcher Individual Donations				Switcher Individual Scholarships			
	# of STOs	# donations	\$ Amount	% change	# of STOs	# scholarships	\$ Amount	% change
FY2012	7	34	\$23,975		0	0	\$0	
FY2013	48	25,713	\$19,891,765	N/A	36	4,473	\$4,681,192	
FY2014	49	32,460	\$26,060,133	31.0%	46	13,258	\$17,561,278	275.1%
FY2015	52	37,686	\$30,760,244	18.0%	52	16,284	\$24,261,494	38.2%
FY2016	55	42,345	\$35,523,266	15.5%	50	20,776	\$28,213,775	16.3%
FY2017	54	47,053	\$39,382,571	10.9%	51	22,349	\$33,012,847	17.0%
FY2018	59	50,117	\$42,087,496	6.9%	56	24,669	\$35,780,397	8.4%
FY2019	56	49,798	\$42,165,704	0.2%	55	26,860	\$37,508,815	4.8%
FY2020	54	46,588	\$40,608,940	-3.7%	51	25,383	\$37,359,042	-0.4%
FY2021	52	53,952	\$48,249,948	18.8%	51	27,089	\$39,142,396	4.8%
FY2022	49	56,004	\$52,130,710	8.0%	48	28,641	\$46,472,799	18.7%
FY2023	50	49,352	\$46,725,749	-10.4%	47	21,238	\$36,310,447	-21.9%
FY2024	49	46,027	\$45,454,356	-2.7%	47	17,168	\$34,605,447	-4.7%

Top 10 STOs by FY2024 Switcher Individual Donations



FY2024 Switcher Individual Donations and Scholarships

Table 5 (pg. 25) shows the number, amount and average⁸ of the FY2024 switcher individual donations received by STO. In addition, the number and amount of scholarships paid by STO as well as the average⁹ scholarships and number of schools receiving scholarships is included. This table also provides the number and amount of switcher individual future reserved scholarships reported by each STO.

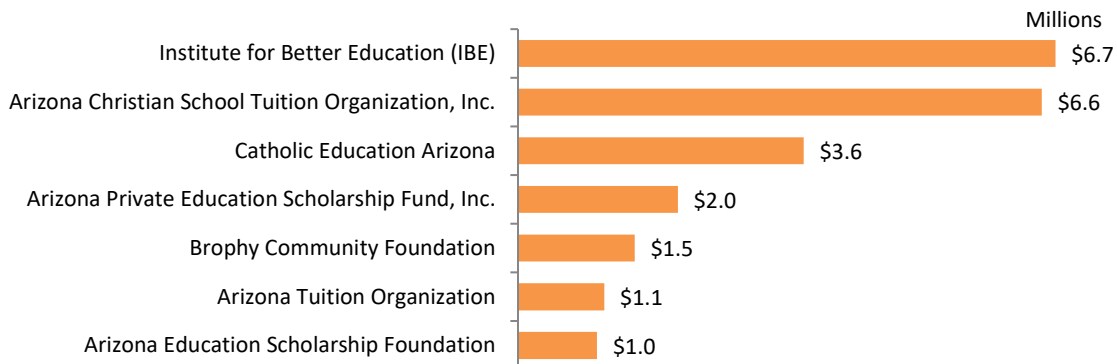
- Arizona Christian School Tuition Organization, Inc. received the most switcher individual donations in both number and amount of 10,937 donations (23.8% of the total) for \$10,862,748 (23.9% of the total).
- Community Tuition Grant Organization, Inc. received the largest average switcher individual donation amount of \$1,227.
- Arizona Christian School Tuition Organization, Inc. paid the highest amount of switcher individual scholarships (\$8,238,288 or 23.8% of the total) and also awarded the largest number of scholarships (3,976 scholarships or 23.2% of total).
- Chabad Tuition Organization awarded the largest average switcher individual scholarship of \$11,559.
- Institute for Better Education (IBE) awarded switcher individual scholarships to a total of 165 schools.
- Three STOs provided switcher individual scholarships to the required minimum of two private schools. Eleven STOs provided switcher individual scholarships to one private school.

There were two STOs that received donations but did not pay scholarships in FY2024. STOs must allocate 90% of the tax credit donations to scholarships within two fiscal years after receipt of the donations.

Future Reserved Switcher Individual Scholarships

STOs also reserved scholarships for specific students for future years. Twenty-one STOs reserved an additional \$24,114,125 in the switcher individual donation program, which constituted 13,036 scholarships. Institute for Better Education (IBE) reported in FY2024 reserving the largest amount of switcher individual donations for future year scholarships of \$6,725,928 for 1,894 students. It should be noted that a portion of the reserved future year awards reported by STOs may be for scholarships to be awarded in the upcoming academic year.

STOs Reporting Reserved Switcher Individual Scholarships Greater than \$500,000 in FY2024



⁸ Because STOs will receive donations in a fiscal year that will include two tax years, the average donation amount may fall between the two tax year donation caps.

⁹ The STO average scholarship calculation will include double counting if a student attends two different private schools during the year and an STO awards the student scholarships to both schools. The average may also include both the scholarships paid for the current fiscal year and the scholarships paid in the spring for the following fiscal year.

FY2024 Switcher Individual Scholarships by Income Level

STOs are required to report the percentage of scholarship dollars that go to families with income of 185% or less of poverty level and the percentage of scholarship dollars that go to families with income ranging from above 185% of poverty level to 342.25% of poverty level. For the 2023-2024 academic year, 342.25% of the federal poverty level for a household of four was \$102,675.

Overall Share of FY2024 Switcher Individual Scholarships by Family Income

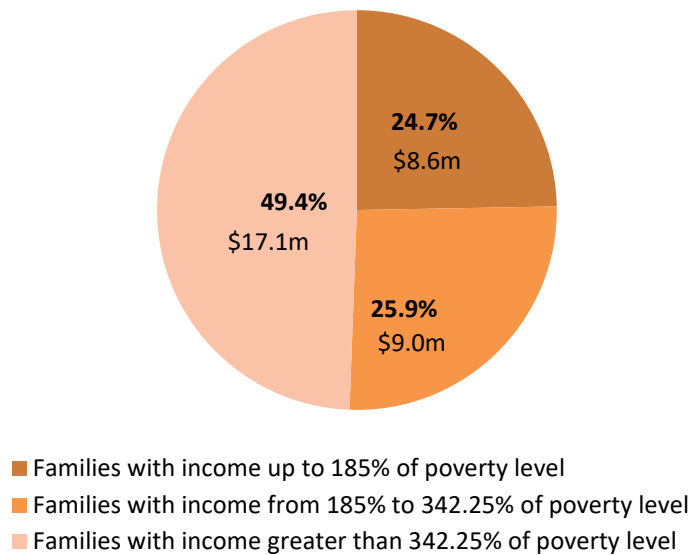


Table 6 (pg. 27) shows the income level percentages for each STO. One organization gave 100% of their switcher individual scholarships to children in families with income of 185% or less of poverty level while ten STOs gave 100% of their switcher individual scholarships to children in families with income up to 342.25% of the poverty level. There were 14 STOs that gave more than 50% of their switcher individual scholarships to children of families with income greater than 342.25% of poverty level.

Switcher Individual Credit Program 90/10 Calculation

All STOs certified to collect switcher individual donations in FY2024 were evaluated as to their status in relation to the requirement that 90% of all revenue must be paid out in scholarships. From an administrative viewpoint, no STO is expected to pay out 90% of donations it receives in the current year for scholarships the same year. There will always be a lag between revenue received and revenue paid out and it does not mean that an STO with a percentage of less than 90% is in violation of the law. The 90% requirement is evaluated using two different methods: 1) a review of total donations and scholarships over the life of the STO and 2) calculating 90% of credit donations received in a particular fiscal year and tracking the amount to be awarded within the following two fiscal years. The following table shows the lifetime percentage calculated based on total donations and scholarships (method #1) for those STOs certified to receive switcher individual donations in FY2024.

Switcher Individual Credit Program Lifetime 90/10 Ratios

School Tuition Organization	Ratio	School Tuition Organization	Ratio
Students First Foundation	129.0%	Institute for Better Education (IBE)	84.2%
Christian Scholarship Fund of Arizona	103.0%	Christ Lutheran School Tuition Organization	83.2%
Brophy Community Foundation	99.7%	Scholarships for Educational Excellence Foundation	83.0%
Chabad Tuition Organization	93.8%	Arizona's Catholic Tuition Support Organization (CTSO)	82.9%
Arizona International Academy Scholarship Fund	92.9%	Financial Assistance for Independent Schools	82.6%
Dynamite Montessori Foundation	92.5%	School Choice Arizona, Inc.	82.3%
Orme Primavera Schools Foundation	92.5%	Arizona Tax Credit	82.2%
Cochise Christian School Tuition Organization	92.4%	Greater Arizona Inc.	80.0%
Tuition Organization for Private Schools	91.0%	Private School Tuition Fund 123	78.8%
Yuma's Education Scholarship Fund for Kids	90.4%	Academic Opportunity of Arizona	77.5%
Pappas Kids Schoolhouse Foundation	90.1%	White Mountain Tuition Support Foundation	73.7%
Arizona Tuition Organization	90.1%	School Tuition Organization 4 Kidz	73.2%
Arizona Private Education Scholarship Fund, Inc.	90.1%	Montessori Charity Foundation	72.5%
School Tuition Association of Yuma	87.8%	Arizona Private School Tuition Organization	71.8%
Jewish Education Tax Credit Organization (JETCO)	87.7%	America's Scholarship Konnection Inc	71.5%
Northern Arizona Christian School Scholarship Fund	87.5%	Arizona Education Scholarship Foundation	69.8%
Arizona Independent Schools Scholarship Foundation	87.2%	Arizona Tuition Connection	69.6%
Arizona Episcopal Schools Foundation	86.9%	Verde Valley School Tuition Organization	64.6%
Catholic Education Arizona	86.9%	Valley Tuition Organization	62.9%
Arizona Christian School Tuition Organization, Inc.	86.8%	Inspire Kids Montessori STO	61.4%
Best Student Fund	86.3%	New Hope Scholarship Foundation	60.7%
Jewish Tuition Organization	85.5%	Arizona Education and Scholarship Opportunity Program	54.5%
Community Tuition Grant Organization, Inc.	85.1%	!SpecialNeedsScholarships.org	42.6%
Arizona Adventist Scholarships, Inc.	84.5%	A+ Tuition Assistance	17.9%
Arizona School Choice Trust	84.4%		

Two STOs had a percentage greater than 100%. In most cases this occurs because scholarships reported in their annual report were paid with revenue that was not tax credit donations or due to reserved scholarships for specific students in future years. Two STOs have a lifetime ratio below 50.0 because they recently began receiving contributions for the program; their scholarships should increase significantly within the next year or two. These percentages are being monitored annually and if STOs with low percentages do not improve, ADOR will review that program to determine the reason. Based on the yearly 90% calculation (method #2), there were three STOs found in violation of the 90% requirement. One STO corrected the issue within the statutorily allowed 90-day period, one STO is still within the statutory 90-day period at the time of publication, and one STO is in the process of closing.

Table 5
FY2024 Switcher Individual Donations and Scholarships by School Tuition Organization

School Tuition Organization	Donations			Scholarships				Future Reserved Scholarships	
	#	\$ Amount	Average	#	\$ Amount	Average	# of Schools	#	\$ Amount
!SpecialNeedsScholarships.org	152	\$140,657	\$925	5	\$17,236	\$3,447	4	4	\$85,604
A+ Tuition Assistance	7	\$8,458	\$1,208	0	\$0			0	\$0
Academic Opportunity of Arizona	28	\$33,186	\$1,185	2	\$12,892	\$6,446	1	0	\$0
America's Scholarship Konnection Inc	12	\$13,181	\$1,098	5	\$10,296	\$2,059	3	0	\$0
Arizona Adventist Scholarships, Inc.	107	\$85,761	\$802	39	\$79,336	\$2,034	8	6	\$4,185
Arizona Christian School Tuition Organization, Inc.	10,937	\$10,862,748	\$993	3,976	\$8,238,288	\$2,072	112	4,530	\$6,554,064
Arizona Education and Scholarship Opportunity Program	18	\$14,454	\$803	4	\$20,000	\$5,000	1	0	\$0
Arizona Education Scholarship Foundation	438	\$431,426	\$985	42	\$111,000	\$2,643	16	414	\$989,147
Arizona Episcopal Schools Foundation	429	\$401,978	\$937	92	\$326,891	\$3,553	5	6	\$36,264
Arizona Independent Schools Scholarship Foundation	492	\$549,938	\$1,118	129	\$428,547	\$3,322	3	0	\$0
Arizona International Academy Scholarship Fund	33	\$28,595	\$867	3	\$11,866	\$3,955	3	0	\$0
Arizona Private Education Scholarship Fund, Inc.	1,782	\$1,826,705	\$1,025	673	\$1,643,253	\$2,442	80	1,034	\$1,999,336
Arizona Private School Tuition Organization	395	\$369,839	\$936	84	\$231,995	\$2,762	22	0	\$0
Arizona School Choice Trust	163	\$143,439	\$880	63	\$226,542	\$3,596	15	23	\$207,000
Arizona Tax Credit	225	\$249,759	\$1,110	153	\$286,600	\$1,873	23	10	\$7,851
Arizona Tuition Connection	9,304	\$9,284,945	\$998	1,923	\$5,635,477	\$2,931	136	0	\$0
Arizona Tuition Organization	1,112	\$1,122,778	\$1,010	409	\$856,884	\$2,095	8	636	\$1,079,995
Arizona's Catholic Tuition Support Organization (CTSO)	2,392	\$2,167,941	\$906	1,403	\$2,237,649	\$1,595	32	20	\$64,094
Best Student Fund	60	\$62,037	\$1,034	8	\$23,500	\$2,938	1	0	\$0
Brophy Community Foundation	785	\$839,816	\$1,070	145	\$697,116	\$4,808	4	135	\$1,460,450
Catholic Education Arizona	3,859	\$3,595,114	\$932	2,643	\$2,569,459	\$972	38	3,390	\$3,575,718
Chabad Tuition Organization	196	\$183,365	\$936	14	\$161,831	\$11,559	1	0	\$0
Christ Lutheran School Tuition Organization	76	\$76,288	\$1,004	14	\$85,734	\$6,124	2	0	\$0
Christian Scholarship Fund of Arizona	52	\$44,559	\$857	35	\$143,431	\$4,098	7	0	\$0
Cochise Christian School Tuition Organization	158	\$139,070	\$880	51	\$75,038	\$1,471	8	94	\$244,323
Community Tuition Grant Organization, Inc.	34	\$41,711	\$1,227	21	\$38,250	\$1,821	3	0	\$0
Dynamite Montessori Foundation	76	\$70,911	\$933	25	\$69,779	\$2,791	5	0	\$0
Financial Assistance for Independent Schools	159	\$163,682	\$1,029	49	\$131,560	\$2,685	1	0	\$0
Greater Arizona Inc.	231	\$225,837	\$978	89	\$180,701	\$2,030	1	0	\$0
Inspire Kids Montessori STO	31	\$36,493	\$1,177	8	\$3,262	\$408	2	13	\$19,145
Institute for Better Education (IBE)	8,536	\$8,584,827	\$1,006	2,850	\$6,499,089	\$2,280	165	1,894	\$6,725,928
Jewish Education Tax Credit Organization (JETCO)	310	\$300,489	\$969	62	\$269,817	\$4,352	1	0	\$0
Jewish Tuition Organization	1,190	\$1,216,148	\$1,022	365	\$957,720	\$2,624	6	127	\$295,161
Montessori Charity Foundation	30	\$26,867	\$896	6	\$28,500	\$4,750	1	0	\$0
New Hope Scholarship Foundation	2	\$1,518	\$759	0	\$0			0	\$0
Northern Arizona Christian School Scholarship Fund	242	\$212,228	\$877	150	\$189,067	\$1,260	3	71	\$147,702
Orme Primavera Schools Foundation	97	\$89,903	\$927	30	\$86,271	\$2,876	2	0	\$0
Pappas Kids Schoolhouse Foundation	344	\$355,179	\$1,032	382	\$341,306	\$893	24	0	\$0
Private School Tuition Fund 123	25	\$24,447	\$978	12	\$29,467	\$2,456	12	4	\$18,778
Scholarships for Educational Excellence Foundation	35	\$32,992	\$943	20	\$58,955	\$2,948	1	0	\$0
School Choice Arizona, Inc.	424	\$334,827	\$790	399	\$322,220	\$808	87	413	\$191,477
School Tuition Association of Yuma	41	\$35,158	\$858	22	\$34,652	\$1,575	7	0	\$0
School Tuition Organization 4 Kidz	334	\$340,119	\$1,018	107	\$327,223	\$3,058	27	0	\$0
Students First Foundation	5	\$3,751	\$750	94	\$34,000	\$362	16	0	\$0
Tuition Organization for Private Schools	4	\$857	\$214	346	\$435,014	\$1,257	56	0	\$0
Valley Tuition Organization	44	\$49,189	\$1,118	7	\$37,626	\$5,375	4	2	\$10,000

Table 5
FY2024 Switcher Individual Donations and Scholarships by School Tuition Organization

School Tuition Organization	Donations			Scholarships			Future Reserved Scholarships		
	#	\$ Amount	Average	#	\$ Amount	Average	# of Schools	#	\$ Amount
Verde Valley School Tuition Organization	49	\$46,139	\$942	5	\$46,100	\$9,220	1	0	\$0
White Mountain Tuition Support Foundation	152	\$151,675	\$998	57	\$60,053	\$1,054	1	0	\$0
Yuma's Education Scholarship Fund for Kids	420	\$433,373	\$1,032	147	\$293,953	\$2,000	9	210	\$397,904
TOTALS	46,027	\$45,454,356	\$988	17,168	\$34,605,447	\$2,016	322	13,036	\$24,114,125

Table 6
FY2024 Switcher Individual Scholarships by Income Level

School Tuition Organization	Switcher Individual Scholarships	% of Scholarships to Families with		
		Income up to 185% of Poverty Level	Income from 185% to 342.25% of Poverty Level	Remaining %
!SpecialNeedsScholarships.org	\$17,236	85.5%	14.5%	0.0%
Academic Opportunity of Arizona	\$12,892	0.0%	100.0%	0.0%
America's Scholarship Konnection Inc	\$10,296	0.0%	100.0%	0.0%
Arizona Adventist Scholarships, Inc.	\$79,336	31.5%	57.5%	11.0%
Arizona Christian School Tuition Organization, Inc.	\$8,238,288	23.1%	30.1%	46.8%
Arizona Education and Scholarship Opportunity Program	\$20,000	39.0%	61.0%	0.0%
Arizona Education Scholarship Foundation	\$111,000	9.5%	7.1%	83.3%
Arizona Episcopal Schools Foundation	\$326,891	50.9%	12.9%	36.3%
Arizona Independent Schools Scholarship Foundation	\$428,547	22.0%	35.6%	42.4%
Arizona International Academy Scholarship Fund	\$11,866	0.8%	94.1%	5.1%
Arizona Private Education Scholarship Fund, Inc.	\$1,643,253	17.8%	26.6%	55.6%
Arizona Private School Tuition Organization	\$231,995	18.0%	11.3%	70.8%
Arizona School Choice Trust	\$226,542	37.9%	62.1%	0.0%
Arizona Tax Credit	\$286,600	14.1%	30.3%	55.6%
Arizona Tuition Connection	\$5,635,477	11.0%	19.8%	69.3%
Arizona Tuition Organization	\$856,884	24.2%	41.8%	34.0%
Arizona's Catholic Tuition Support Organization (CTSO)	\$2,237,649	42.3%	28.0%	29.7%
Best Student Fund	\$23,500	100.0%	0.0%	0.0%
Brophy Community Foundation	\$697,116	82.9%	16.5%	0.6%
Catholic Education Arizona	\$2,569,459	51.3%	29.8%	18.9%
Chabad Tuition Organization	\$161,831	2.0%	41.5%	56.5%
Christ Lutheran School Tuition Organization	\$85,734	11.9%	65.9%	22.2%
Christian Scholarship Fund of Arizona	\$143,431	14.6%	76.7%	8.6%
Cochise Christian School Tuition Organization	\$75,038	29.4%	24.7%	45.9%
Community Tuition Grant Organization, Inc.	\$38,250	78.8%	21.2%	0.0%
Dynamite Montessori Foundation	\$69,779	9.4%	24.3%	66.4%
Financial Assistance for Independent Schools	\$131,560	5.3%	47.5%	47.1%
Greater Arizona Inc.	\$180,701	92.9%	7.1%	0.0%
Inspire Kids Montessori STO	\$3,262	6.1%	19.6%	74.3%
Institute for Better Education (IBE)	\$6,499,089	12.9%	18.1%	69.0%
Jewish Education Tax Credit Organization (JETCO)	\$269,817	8.5%	20.3%	71.2%
Jewish Tuition Organization	\$957,720	23.0%	25.4%	51.6%
Montessori Charity Foundation	\$28,500	35.1%	17.5%	47.4%
Northern Arizona Christian School Scholarship Fund	\$189,067	23.7%	43.4%	32.9%
Orme Primavera Schools Foundation	\$86,271	41.3%	47.1%	11.7%
Pappas Kids Schoolhouse Foundation	\$341,306	98.0%	2.0%	0.0%
Private School Tuition Fund 123	\$29,467	40.2%	59.8%	0.0%
Scholarships for Educational Excellence Foundation	\$58,955	28.6%	29.8%	41.6%
School Choice Arizona, Inc.	\$322,220	43.5%	23.9%	32.5%

Table 6
FY2024 Switcher Individual Scholarships by Income Level

School Tuition Organization	Switcher Individual Scholarships	% of Scholarships to Families with		
		Income up to 185% of Poverty Level	Income from 185% to 342.25% of Poverty Level	Remaining %
School Tuition Association of Yuma	\$34,652	10.7%	4.3%	85.0%
School Tuition Organization 4 Kidz	\$327,223	15.6%	15.6%	68.9%
Students First Foundation	\$34,000	2.9%	76.5%	20.6%
Tuition Organization for Private Schools	\$435,014	25.9%	40.6%	33.5%
Valley Tuition Organization	\$37,626	0.0%	0.0%	100.0%
Verde Valley School Tuition Organization	\$46,100	47.9%	52.1%	0.0%
White Mountain Tuition Support Foundation	\$60,053	22.1%	34.6%	43.3%
Yuma's Education Scholarship Fund for Kids	\$293,953	12.0%	46.3%	41.7%
TOTALS	\$34,605,447	24.7%	25.9%	49.4%

LOW-INCOME CORPORATE INCOME TAX OR INSURANCE PREMIUM TAX CREDIT PROGRAM

The low-income corporate income tax credit and insurance premium tax credit (low-income corporate) for contributions to school tuition organizations are governed by A.R.S. §§ 20-224.06, 43-1089.04, 43-1183, and Chapter 15 in Title 43. Fifty-three STOs were certified to receive corporate donations in FY2024. Statute limits the total amount of low-income corporate tax credit donations that may be made to STOs in a fiscal year, but there is no cap on the tax credit donation amount that can be made by a single corporation. S-corporations may make a donation to claim a tax credit on their corporate income taxes or the S-corporation may pass the credit through to its individual shareholders. In order for the S-corporation to pass the tax credit through to its individual shareholders, the sum of their corporate tax credit donations must be at least \$5,000.

The low-income corporate scholarship is available to K-12 students and preschool students with disabilities. To qualify for a low-income corporate scholarship the family income cannot exceed 342.25% of the poverty level AND one of the following requirements must be met: attended a public school as a full-time student for at least 90 days of the prior fiscal year or one full semester of the current or prior academic year and then transferred from the public school to a private school; OR is enrolling in a private school kindergarten; OR is enrolling in a private preschool program for students with disabilities; OR is a dependent of a member of the armed forces of the United States who is stationed in Arizona pursuant to military orders; OR was homeschooled before enrolling in private school; OR moved to this state from out of state before enrolling in a private school; OR participated in an Arizona Empowerment Scholarship Account (ESA) and did not renew the account or accept the ESA scholarship in order to accept a switcher scholarship; OR students placed in foster care under certain circumstances; OR received for any prior year a scholarship under one of the above criteria OR from the original individual donation program or the switcher individual donation program if the child continued to attend a private school in subsequent years. Additionally, the amount of a scholarship that can be awarded by an STO to a student is limited. For the 2023-2024 academic year no more than \$6,100 could be awarded by an STO to a student in kindergarten through grade 8 and preschool students with disabilities and no more than \$7,900 could be awarded to a student in grades 9 through 12.

Low-Income Corporate Donation Approval

Donations to STOs for the purpose of receiving the low-income student corporate income tax credit or insurance premium tax credit are limited by statute for each fiscal year and the donations for the tax credit must be preapproved. The donation limitation is increased each year by a percentage set in statute. For FY2024 the donation limitation increased by 11.5% to \$158,476,605. The following table shows the statutory limitation compared to the donations approved and donations received by the STOs. The donations made by type of taxpayer are also included.

Low-Income Corporate Donations

Fiscal Year	Statutory Limitation	\$ Approved	\$ Received	# non-insurance corporations	# insurance companies	# of S corporations
2007	\$10,000,000	\$9,740,800	\$9,535,800	108		
2008	\$12,000,000	\$12,116,000	\$11,996,000	73		
2009	\$14,400,000	\$10,816,006	\$10,495,506	98		
2010	\$17,280,000	\$8,121,508	\$8,100,008	56	4	
2011	\$20,736,000	\$11,376,351	\$11,324,351	60	8	
2012	\$24,883,200	\$19,587,037	\$19,035,987	72	11	
2013	\$29,859,840	\$30,041,114	\$29,858,865	87	27	
2014	\$35,831,808	\$36,571,808	\$35,831,808	65	34	
2015	\$42,998,170	\$43,983,170	\$42,998,170	59	36	
2016	\$51,597,804	\$51,847,804	\$51,597,804	55	49	99
2017	\$61,917,365	\$63,925,164	\$61,907,365	79	44	248
2018	\$74,300,838	\$74,300,838	\$74,300,838	116	85	461
2019	\$89,161,006	\$89,161,006	\$89,161,006	79	58	567

Fiscal Year	Statutory Limitation	\$ Approved	\$ Received	# non-insurance corporations	# insurance companies	# of S corporations
2020	\$106,993,207	\$124,188,122	\$106,983,528	139	81	660
2021	\$123,042,188	\$140,432,619	\$122,717,188	145	89	743
2022	\$135,346,407	\$152,123,601	\$135,346,407	129	79	768
2023	\$142,113,727	\$169,897,411	\$142,111,227	175	99	765
2024	\$158,476,605	\$148,809,512	\$120,175,612	180	113	670

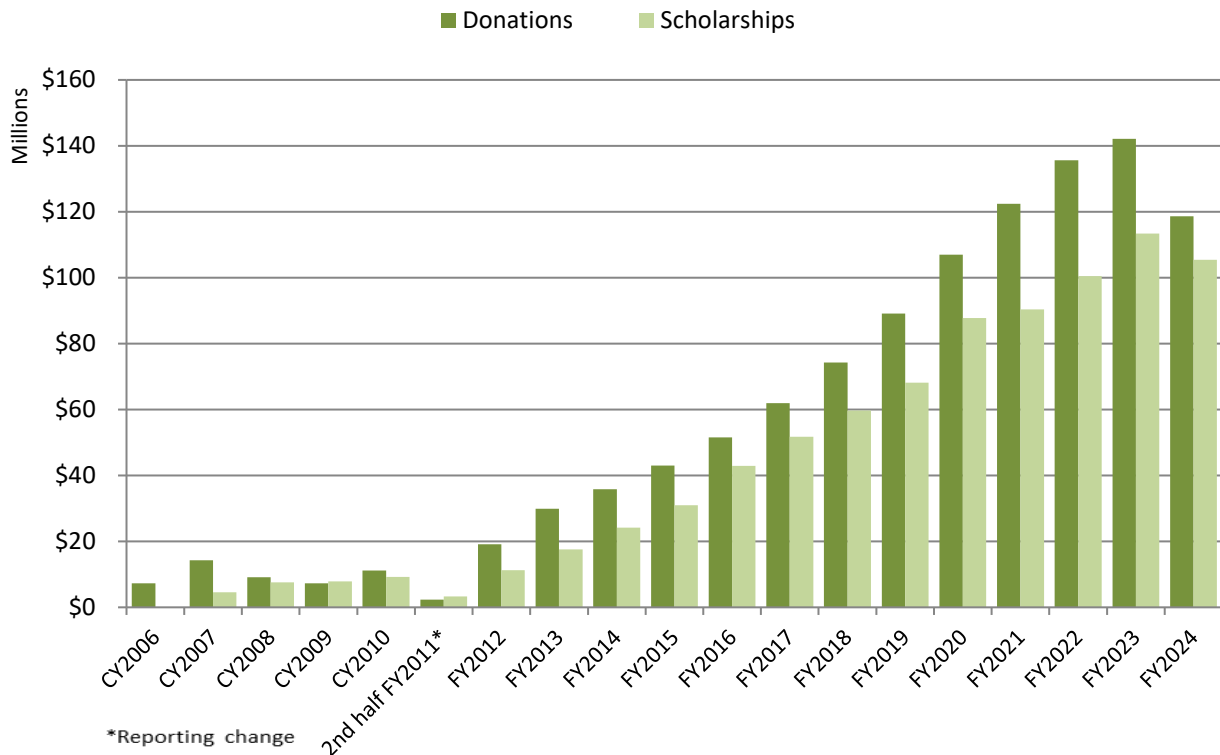
There were 1,193 donations approved and 1,017 donations received by STOs in FY2024 for the low-income corporate tax credit. The 1,017 donations received came from 963 corporations. One hundred-thirteen of the 963 corporations were insurance companies donating \$47,879,500 and 670 were S-corporations donating \$18,237,186. For FY2024, the average low-income corporate donation was \$118,167.

The size of the 1,017 donations made to the STOs is shown in the following table. Note that there are companies that make donations to multiple STOs and this data summarizes the donations made and are not aggregated by corporation.

Low-Income Corporate Donations by Size

Donation Size	# of donations	Donation Size	# of donations
\$5,000 or less	171	\$50,001 to \$100,000	97
\$5,001 to \$10,000	216	\$100,001 to \$250,000	71
\$10,001 to \$20,000	169	\$250,001 to \$500,000	57
\$20,001 to \$25,000	70	\$500,001 to \$1,000,000	21
\$25,001 to \$50,000	127	\$1,000,001 and over	18

Growth in Low Income Corporate Credit Program



The following table shows the number of STOs collecting low-income corporate donations in each reporting period, the number of donations and the amount of tax credit donations. The percentage change is calculated for prior year amounts reported. No percentage change is calculated for FY2011 as this is the first fiscal year reporting period. The table also shows the number of STOs providing low-income corporate scholarships in each period, the number of scholarships and the amount of scholarships paid. As with the donations data, no percentage change is calculated for FY2011 as this was the first fiscal year reporting period. Please note that the number of scholarships paid does not equate to the number of students receiving scholarships. Many families seek scholarships from multiple STOs, resulting in one child being counted several times in the scholarship counts.

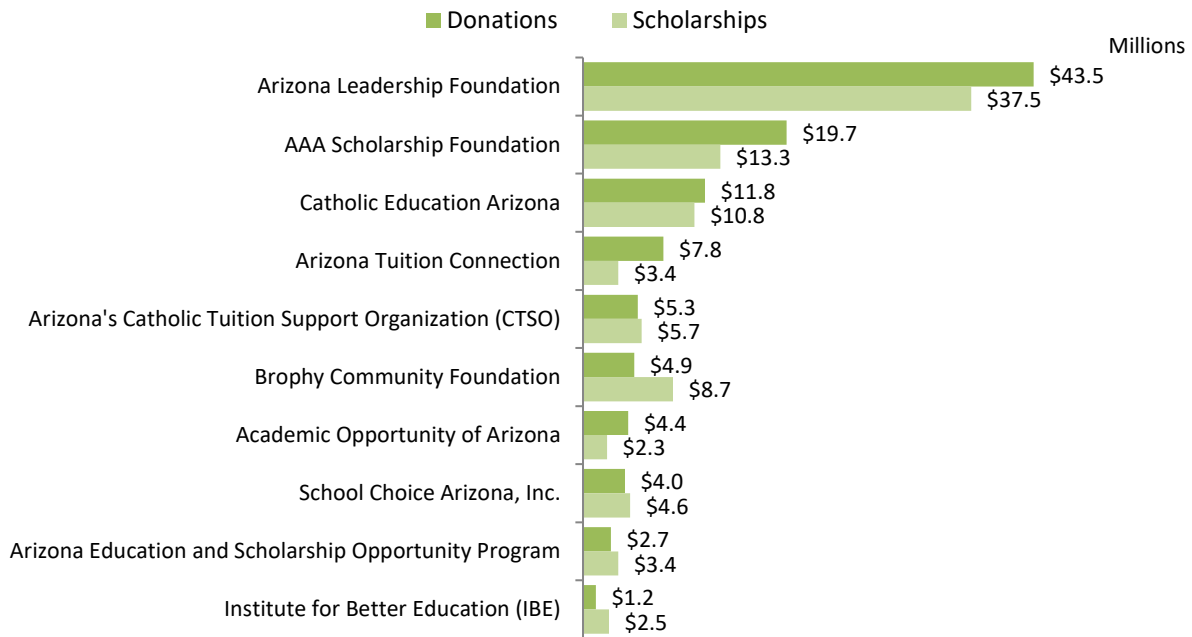
The totals below do not include donation transfers from one STO to another as a result of an STO closure. The donation amounts would have been initially recorded as donations received by the closing STO in the same fiscal year or possibly in a prior fiscal year. The receiving STOs are required to award 90% of the transferred amount as scholarships to eligible students attending qualified schools. For FY2024 there were no reported low-income corporate transfers.

LOW-INCOME CORPORATE INCOME TAX CREDIT PROGRAM

Reporting Year	Low-Income Corporate Donations				Low-Income Corporate Scholarships			
	# of STOs	# donations	\$ Amount ¹⁰	% change	# of STOs	# scholarships	\$ Amount	% change
CY2006	16	86	\$7,260,800		3	35	\$49,380	
CY2007	17	84	\$14,258,000	96.4%	18	1,940	\$4,597,823	na
CY2008	15	96	\$9,122,121	-36.0%	19	2,979	\$7,615,639	65.6%
CY2009	17	93	\$7,285,284	-20.1%	19	3,640	\$7,849,824	3.1%
CY2010	11	90	\$11,123,657	52.7%	18	4,226	\$9,259,078	18.0%
FY2011	14	105	\$11,227,351		20	4,569	\$9,111,210	
FY2012	23	133	\$19,135,987	70.4%	21	5,828	\$11,294,842	24.0%
FY2013	25	179	\$29,858,865	56.0%	26	11,096	\$17,556,127	55.4%
FY2014	23	156	\$35,831,808	20.0%	25	12,968	\$24,148,068	37.5%
FY2015	27	154	\$42,998,170	20.0%	27	16,485	\$31,006,331	28.4%
FY2016	32	276	\$51,597,804	20.0%	32	19,940	\$42,884,049	38.3%
FY2017	36	445	\$61,907,365	20.0%	36	20,951	\$51,751,384	20.7%
FY2018	44	808	\$74,300,838	20.0%	43	24,712	\$59,690,982	15.3%
FY2019	49	827	\$89,161,006	20.0%	47	28,972	\$68,189,122	14.2%
FY2020	45	1,039	\$106,983,528	20.0%	46	30,095	\$87,735,838	28.7%
FY2021	45	1,171	\$122,419,846	14.4%	45	30,264	\$90,365,753	3.0%
FY2022	46	1,140	\$135,618,749	10.8%	47	34,332	\$100,481,937	11.2%
FY2023	45	1,151	\$142,111,227	4.8%	44	29,554	\$113,375,220	12.8%
FY2024	47	976	\$118,675,112	-16.5%	46	25,517	\$105,469,374	-7.0%

¹⁰ Total donations reported by STOs for a fiscal year may not match the total amount of approved donations for that fiscal year due to approved monies received by an STO at the end of a fiscal year deposited in the following fiscal year.

Top 10 STOs by FY2024 Low-Income Corporate Donations



FY2024 Low-Income Corporate Donations and Scholarships

Table 7 (pg. 36) shows the number, amount and average of the FY2024 low-income corporate donations received by STO. In addition, the number and amount of scholarships paid by STO as well as the average scholarships¹¹ and number of schools receiving scholarships is included. This table also provides the number and amount of low-income corporate future reserved scholarships reported by each STO.

- Arizona Leadership Foundation received the most low-income corporate donations totaling \$43,546,000 or 36.7% of total donations. Arizona Tuition Connection received the largest number of donations at 144 or 14.8% of the total.
- Arizona Education and Scholarship Opportunity Program received the largest average low-income corporate donation amount of \$901,900.
- Arizona Leadership Foundation paid the highest amount of low-income corporate scholarships (\$37,507,555 or 35.6% of the total) and awarded the largest number of scholarships (6,752 scholarships or 26.8% of the total).
- Financial Assistance for Independent Schools awarded the largest average low-income corporate scholarship of \$7,538.
- Arizona Leadership Foundation awarded low-income corporate scholarships to a total of 161 schools.
- Eight STOs provided low-income corporate scholarships to the required minimum of two private schools. Four STOs provided low-income corporate scholarships to one private school.

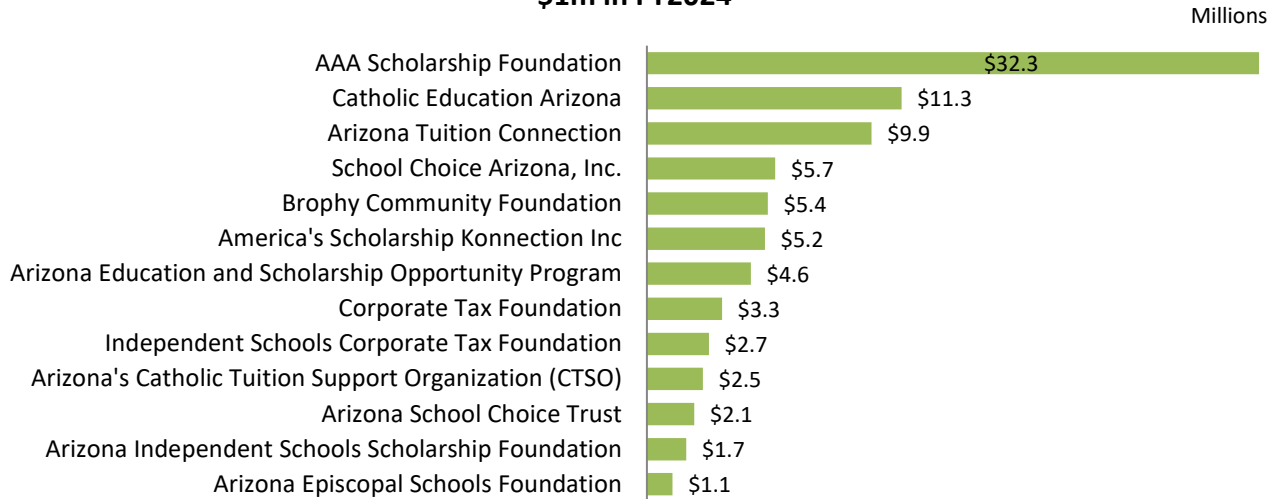
There was one STO that received donations but did not pay scholarships in FY2024. STOs must allocate 90% of the tax credit donations to scholarships within two fiscal years after receipt of the donations.

¹¹ The STO average scholarship calculation will include double counting if a student attends two different private schools during the year and an STO awards the student scholarships to both schools. The average may also include both the scholarships paid for the current fiscal year and the scholarships paid in the spring for the following fiscal year.

Future Reserved Low-Income Corporate Scholarships

STOs also reserved scholarships for specific students for future years. Twenty STOs reserved an additional \$80,034,315 in the low-income corporate donation program, which constituted 11,049 scholarships. AAA Scholarship Foundation reported in FY2024 reserving the largest amount of low-income corporate donations for future year scholarships of \$32,251,700 for 2,021 students. It should be noted that a portion of the reserved future year awards reported by STOs are for scholarships to be awarded in the upcoming academic year.

STOs Reporting Future Reserved Low-Income Corporate Scholarships Greater than \$1m in FY2024



FY2024 Low-Income Corporate Scholarships by Income Level

Low-income corporate scholarships are to be awarded to families with income less than 342.25% of poverty level. For the 2023-2024 academic year, 342.25% of the federal poverty level for a household of four was \$102,675. STOs are required to report the percentage of scholarship dollars that go to families with income of 185% or less of poverty level and the percentage of scholarship dollars that go to families with income ranging from above 185% of poverty level to 342.25% of poverty level.

Overall Share of FY2024 Low-Income Corporate Scholarships by Family Income

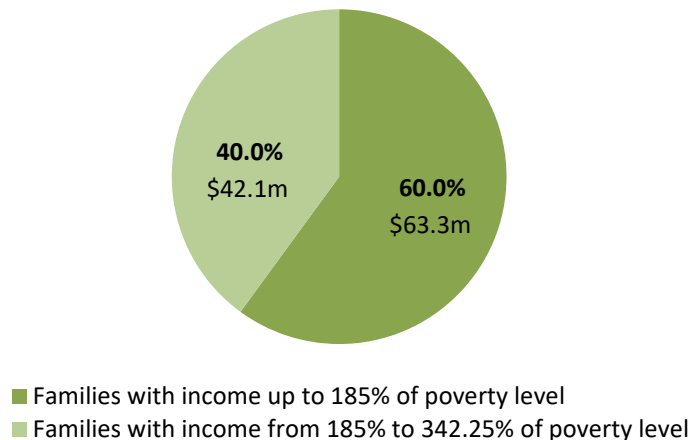


Table 8 (pg. 38) shows the income level percentages for each STO. Six organizations gave 100% of their scholarships to children in families with income of 185% or less of poverty level. At the time of publication, clarification was requested from one STO which had reported scholarships in excess of the 342.25% income level.

Low-Income Corporate Credit Program 90/10 Calculation

All STOs certified to collect low-income corporate donations in FY2024 were evaluated as to their status in relation to the requirement that 90% of all revenue must be paid out in scholarships. From an administrative viewpoint, no STO is expected to pay out 90% of donations it receives in the current year for scholarships the same year. There will always be a lag between revenue received and revenue paid out and it does not mean that an STO with a percentage of less than 90% is in violation of the law. The 90% requirement is evaluated using two different methods: 1) a review of total donations and scholarships over the life of the STO and 2) calculating 90% of credit donations received in a particular fiscal year and tracking the amount to be awarded within the following two fiscal years. The following table shows the lifetime percentage calculated based on total donations and scholarships (method #1) for those STOs certified to receive low-income corporate donations in FY2024.

Low-Income Corporate Credit Program Lifetime 90/10 Ratios

School Tuition Organization	Ratio	School Tuition Organization	Ratio
Montessori Charity Foundation	105.8%	Independent Schools Corporate Tax Foundation	85.2%
Christian Scholarship Fund of Arizona	101.4%	Arizona Education and Scholarship Opportunity Program	85.1%
Christ Lutheran School Tuition Organization	100.0%	Arizona School Choice Trust	84.4%
Best Student Fund	99.1%	Arizona's Catholic Tuition Support Organization (CTSO)	84.2%
Cochise Christian School Tuition Organization	96.5%	Catholic Education Arizona	83.3%
Dynamite Montessori Foundation	95.8%	Brophy Community Foundation	83.2%
Greater Arizona Inc.	93.8%	Jewish Tuition Organization	81.9%
Yuma's Education Scholarship Fund for Kids	92.4%	Corporate Tax Foundation	81.4%
Arizona Episcopal Schools Foundation	92.2%	Private School Tuition Fund 123	80.9%
AAA Scholarship Foundation	91.8%	Arizona Independent Schools Scholarship Foundation	78.5%
Arizona Private Education Scholarship Fund, Inc.	90.5%	Arizona Private School Tuition Organization	76.3%
Pappas Kids Schoolhouse Foundation	90.4%	Financial Assistance for Independent Schools	76.2%
Arizona Tuition Organization	90.2%	White Mountain Tuition Support Foundation	74.8%
Jewish Education Tax Credit Organization (JETCO)	90.1%	School Tuition Organization 4 Kidz	70.8%
Arizona Tax Credit	89.3%	Arizona Tuition Connection	70.6%
Arizona Leadership Foundation	89.0%	Arizona Education Scholarship Foundation	63.5%
Chabad Tuition Organization	88.8%	New Hope Scholarship Foundation	62.5%
Arizona International Academy Scholarship Fund	87.3%	Students First Foundation	60.1%
School Choice Arizona, Inc.	87.2%	Academic Opportunity of Arizona	53.8%
Northern Arizona Christian School Scholarship Fund	87.2%	A+ Tuition Assistance	49.6%
Tuition Organization for Private Schools	87.1%	!SpecialNeedsScholarships.org	48.9%
America's Scholarship Konnection Inc	86.0%	Valley Tuition Organization	46.0%
School Tuition Association of Yuma	86.0%	Community Reinvestment Low Income Based Scholarships	8.5%
Community Tuition Grant Organization, Inc.	85.5%	Verde Valley School Tuition Organization	0.0%

Two STOs have a percentage greater than 100%. In most cases this occurs because scholarships reported in the annual report were paid with revenue that was not tax credit donations or due to reserved scholarships for specific students in future years. Six STOs have a lifetime ratio below 50.0 because they are newer to the

low-income corporate program or recently started receiving contributions; their scholarships should increase significantly within the next year or two. These percentages are being monitored annually and if STOs with low percentages do not improve, ADOR will review that program to determine the reason. Based on the yearly 90% calculation (method #2), there was one STO found in violation of the 90% requirement which corrected the issue within the statutorily allowed 90-day period.

Table 7
FY2024 Low-Income Corporate Donations and Scholarships by School Tuition Organization

School Tuition Organization	Donations			Scholarships				Future Reserved Scholarships	
	#	\$ Amount	Average	#	\$ Amount	Average	# of Schools	#	\$ Amount
ISpecialNeedsScholarships.org	1	\$5,000	\$5,000	5	\$18,926	\$3,785	4	3	\$124,300
A+ Tuition Assistance	2	\$480,000	\$240,000	21	\$111,410	\$5,305	7	0	\$0
AAA Scholarship Foundation	33	\$19,688,000	\$596,606	2,164	\$13,271,833	\$6,133	115	2,021	\$32,251,700
Academic Opportunity of Arizona	6	\$4,366,000	\$727,667	401	\$2,327,790	\$5,805	33	0	\$0
America's Scholarship Konnection Inc	3	\$1,065,000	\$355,000	125	\$205,995	\$1,648	3	1,216	\$5,225,400
Arizona Education and Scholarship Opportunity Program	3	\$2,705,700	\$901,900	764	\$3,400,266	\$4,451	8	650	\$4,600,000
Arizona Education Scholarship Foundation	3	\$60,000	\$20,000	5	\$20,300	\$4,060	2	75	\$65,276
Arizona Episcopal Schools Foundation	5	\$189,250	\$37,850	78	\$324,832	\$4,165	8	73	\$1,128,106
Arizona Independent Schools Scholarship Foundation	20	\$682,676	\$34,134	99	\$688,675	\$6,956	2	72	\$1,743,600
Arizona International Academy Scholarship Fund	1	\$20,000	\$20,000	8	\$32,325	\$4,041	4	0	\$0
Arizona Leadership Foundation	142	\$43,546,000	\$306,662	6,752	\$37,507,555	\$5,555	161	0	\$0
Arizona Private Education Scholarship Fund, Inc.	17	\$920,955	\$54,174	438	\$1,154,710	\$2,636	59	308	\$621,591
Arizona Private School Tuition Organization	15	\$504,000	\$33,600	116	\$252,629	\$2,178	20	0	\$0
Arizona School Choice Trust	7	\$817,000	\$116,714	233	\$884,237	\$3,795	31	325	\$2,096,500
Arizona Tax Credit	12	\$341,000	\$28,417	151	\$279,718	\$1,852	16	0	\$0
Arizona Tuition Connection	144	\$7,775,850	\$53,999	905	\$3,414,401	\$3,773	112	1,118	\$9,941,535
Arizona Tuition Organization	12	\$260,000	\$21,667	232	\$271,546	\$1,170	3	0	\$0
Arizona's Catholic Tuition Support Organization (CTSO)	75	\$5,287,000	\$70,493	1,702	\$5,675,313	\$3,334	41	317	\$2,478,619
Best Student Fund	2	\$20,000	\$10,000	7	\$3,500	\$500	1	0	\$0
Brophy Community Foundation	74	\$4,946,000	\$66,838	2,782	\$8,696,792	\$3,126	39	684	\$5,355,900
Catholic Education Arizona	115	\$11,802,431	\$102,630	2,759	\$10,770,938	\$3,904	38	3,025	\$11,261,536
Chabad Tuition Organization	5	\$661,000	\$132,200	110	\$594,900	\$5,408	2	0	\$0
Christian Scholarship Fund of Arizona	2	\$27,000	\$13,500	35	\$105,343	\$3,010	5	0	\$0
Cochise Christian School Tuition Organization	1	\$50,000	\$50,000	22	\$43,959	\$1,998	1	18	\$58,183
Community Reinvestment Low Income Based Scholarships	5	\$59,000	\$11,800	4	\$5,000	\$1,250	2	0	\$0
Community Tuition Grant Organization, Inc.	3	\$110,000	\$36,667	20	\$118,800	\$5,940	2	0	\$0
Corporate Tax Foundation	10	\$381,250	\$38,125	143	\$710,531	\$4,969	6	127	\$3,318,000
Financial Assistance for Independent Schools	3	\$55,000	\$18,333	26	\$196,000	\$7,538	2	44	\$301,200
Greater Arizona Inc.	19	\$245,500	\$12,921	52	\$235,500	\$4,529	1	0	\$0
Independent Schools Corporate Tax Foundation	2	\$466,250	\$233,125	141	\$833,924	\$5,914	6	131	\$2,747,700
Institute for Better Education (IBE)	65	\$1,247,000	\$19,185	1,403	\$2,512,919	\$1,791	117	3	\$18,900
Jewish Education Tax Credit Organization (JETCO)	7	\$132,000	\$18,857	35	\$211,006	\$6,029	2	0	\$0
Jewish Tuition Organization	26	\$898,500	\$34,558	317	\$1,441,887	\$4,549	7	0	\$0
Montessori Charity Foundation	2	\$26,000	\$13,000	7	\$26,000	\$3,714	2	0	\$0
New Hope Scholarship Foundation	1	\$50,000	\$50,000	2	\$13,900	\$6,950	1	0	\$0
Northern Arizona Christian School Scholarship Fund	3	\$128,000	\$42,667	85	\$162,723	\$1,914	3	0	\$0
Pappas Kids Schoolhouse Foundation	9	\$791,500	\$87,944	695	\$1,145,776	\$1,649	30	0	\$0
Private School Tuition Fund 123	3	\$39,000	\$13,000	16	\$111,860	\$6,991	16	3	\$15,500
School Choice Arizona, Inc.	38	\$4,045,000	\$106,447	1,397	\$4,563,945	\$3,267	59	836	\$5,680,768
School Tuition Association of Yuma	31	\$1,066,000	\$34,387	393	\$889,559	\$2,264	12	0	\$0
School Tuition Organization 4 Kidz	15	\$555,500	\$37,033	228	\$442,421	\$1,940	13	0	\$0
Students First Foundation	1	\$300,000	\$300,000	147	\$103,500	\$704	11	0	\$0
Tuition Organization for Private Schools	10	\$568,250	\$56,825	280	\$1,023,265	\$3,655	17	0	\$0
Valley Tuition Organization	13	\$1,010,000	\$77,692	111	\$483,616	\$4,357	9	0	\$0

Table 7
FY2024 Low-Income Corporate Donations and Scholarships by School Tuition Organization

School Tuition Organization	Donations			Scholarships			# of Schools	Future Reserved Scholarships	
	#	\$ Amount	Average	#	\$ Amount	Average		#	\$ Amount
Verde Valley School Tuition Organization	1	\$25,000	\$25,000	0	\$0			0	\$0
White Mountain Tuition Support Foundation	6	\$152,000	\$25,333	26	\$80,000	\$3,077	3	0	\$0
Yuma's Education Scholarship Fund for Kids	3	\$104,500	\$34,833	75	\$99,348	\$1,325	7	0	\$0
TOTALS	976	\$118,675,112	\$121,593	25,517	\$105,469,374	\$4,133	272	11,049	\$89,034,315

Table 8
FY2024 Low-Income Corporate Scholarships by Income Level

School Tuition Organization	Low-Income Corporate Scholarships	% of Scholarships to Families with	
		Income up to 185% of Poverty Level	Income from 185% to 342.25% of Poverty Level
!SpecialNeedsScholarships.org	\$18,926	86.8%	13.2%
A+ Tuition Assistance	\$111,410	88.7%	11.3%
AAA Scholarship Foundation	\$13,271,833	73.0%	27.0%
Academic Opportunity of Arizona	\$2,327,790	60.5%	39.5%
America's Scholarship Konnection Inc	\$205,995	54.9%	45.1%
Arizona Education and Scholarship Opportunity Program	\$3,400,266	56.6%	43.4%
Arizona Education Scholarship Foundation	\$20,300	38.9%	61.1%
Arizona Episcopal Schools Foundation	\$324,832	63.7%	36.3%
Arizona Independent Schools Scholarship Foundation	\$688,675	46.7%	53.3%
Arizona International Academy Scholarship Fund	\$32,325	57.6%	42.4%
Arizona Leadership Foundation	\$37,507,555	57.3%	42.7%
Arizona Private Education Scholarship Fund, Inc.	\$1,154,710	54.1%	45.9%
Arizona Private School Tuition Organization	\$252,629	46.3%	53.7%
Arizona School Choice Trust	\$884,237	43.8%	56.2%
Arizona Tax Credit	\$279,718	46.2%	53.8%
Arizona Tuition Connection	\$3,414,401	61.9%	38.1%
Arizona Tuition Organization	\$271,546	45.7%	54.3%
Arizona's Catholic Tuition Support Organization (CTSO)	\$5,675,313	57.7%	42.3%
Best Student Fund	\$3,500	100.0%	0.0%
Brophy Community Foundation	\$8,696,792	67.1%	32.9%
Catholic Education Arizona	\$10,770,938	62.3%	37.7%
Chabad Tuition Organization	\$594,900	61.4%	38.6%
Christian Scholarship Fund of Arizona	\$105,343	100.0%	0.0%
Cochise Christian School Tuition Organization	\$43,959	54.1%	45.9%
Community Reinvestment Low Income Based Scholarships	\$5,000	100.0%	0.0%
Community Tuition Grant Organization, Inc.	\$118,800	71.9%	28.1%
Corporate Tax Foundation	\$710,531	51.6%	48.4%
Financial Assistance for Independent Schools	\$196,000	35.8%	64.2%
Greater Arizona Inc.	\$235,500	100.0%	0.0%
Independent Schools Corporate Tax Foundation	\$833,924	49.2%	50.8%
Institute for Better Education (IBE)	\$2,512,919	50.8%	49.2%
Jewish Education Tax Credit Organization (JETCO)	\$211,006	86.0%	14.0%
Jewish Tuition Organization	\$1,441,887	51.5%	48.5%
Montessori Charity Foundation	\$26,000	42.3%	57.7%
New Hope Scholarship Foundation	\$13,900	100.0%	0.0%
Northern Arizona Christian School Scholarship Fund	\$162,723	43.3%	54.9%
Pappas Kids Schoolhouse Foundation	\$1,145,776	98.4%	1.6%
Private School Tuition Fund 123	\$111,860	26.4%	73.6%
School Choice Arizona, Inc.	\$4,563,945	39.7%	60.3%
School Tuition Association of Yuma	\$889,559	55.0%	45.0%
School Tuition Organization 4 Kidz	\$442,421	44.5%	55.5%

Table 8
FY2024 Low-Income Corporate Scholarships by Income Level

School Tuition Organization	Low-Income Corporate Scholarships	% of Scholarships to Families with	
		Income up to 185% of Poverty Level	Income from 185% to 342.25% of Poverty Level
Students First Foundation	\$103,500	100.0%	0.0%
Tuition Organization for Private Schools	\$1,023,265	50.7%	49.3%
Valley Tuition Organization	\$483,616	61.5%	38.5%
White Mountain Tuition Support Foundation	\$80,000	76.3%	23.8%
Yuma's Education Scholarship Fund for Kids	\$99,348	94.4%	5.6%
TOTALS	\$105,469,374	60.0%	40.0%

DISABLED/DISPLACED CORPORATE INCOME TAX OR INSURANCE PREMIUM TAX CREDIT PROGRAM

The corporate income tax credit and insurance premium tax credit for contributions to school tuition organizations for scholarships for disabled/displaced students (disabled/displaced corporate) are governed by A.R.S. §§ 20-224.7, 43-1089.04, 43-1184 and Chapter 15 in Title 43. Fifty-three STOs were certified to receive corporate donations in FY2024. Statute limits the total amount of disabled/displaced corporate tax credit donations that may be made to STOs in a fiscal year, but there is no cap on the tax credit donation amount that can be made by a single corporation. S-corporations may make a donation to claim a tax credit on their corporate income taxes or the S-corporation may pass the credit through to its individual shareholders. In order for the S-corporation to pass the tax credit through to its individual shareholders, the sum of their corporate tax credit donations must be at least \$5,000.

The disabled/displaced corporate scholarship is available to K-12 students and preschool students with disabilities. Students receiving scholarships from the disabled/displaced corporate donations must meet one of the following requirements: student has a current or expired Multidisciplinary Evaluation Team (MET) report or Individual Education Plan (IEP) from an Arizona public school (for preschool and K-12); *OR* student has a current or expired 504 plan from an Arizona public school (for K-12 only); *OR* student was placed at one time in the Arizona foster care system (for K-12 only and must be verified by the Arizona Department of Child Safety). Additionally, the total amount of scholarships that a student can be awarded by all STOs is limited to 90% of state aid or the cost of tuition, whichever is less. For the 2023-2024 academic year the amount of 90% of state aid ranged from \$2,782 to \$40,760 depending on the student’s grade and additional state aid for a special education category.

Disabled/Displaced Corporate Donation Approval

Donations to STOs for the purpose of receiving the disabled/displaced student corporate income tax credit or insurance premium tax credit are limited by statute to \$6 million in a fiscal year and the donations for the tax credit must be preapproved. The following table shows the statutory limitation compared to the donations approved and donations received by the STOs. The donations made by type of taxpayer are also included.

Disabled/Displaced Corporate Donations

Fiscal Year	Statutory Limitation	\$ Approved	\$ Received	# corporations	# insurance companies	# of S corporations
2010	\$5,000,000	\$1,478,880	\$1,478,880	2	4	
2011	\$5,000,000	\$1,079,000	\$1,029,000	3	5	
2012	\$5,000,000	\$283,000	\$283,000	1	5	
2013	\$5,000,000	\$3,580,350	\$3,505,350	6	8	
2014	\$5,000,000	\$3,112,745	\$2,957,765	19	8	
2015	\$5,000,000	\$5,025,000	\$5,000,000	11	17	
2016	\$5,000,000	\$5,325,000	\$5,000,000	13	12	13
2017	\$5,000,000	\$5,147,000	\$5,000,000	9	15	10
2018	\$5,000,000	\$5,000,000	\$5,000,000	4	4	6
2019	\$5,000,000	\$5,000,000	\$5,000,000	10	6	34
2020	\$5,000,000	\$5,973,400	\$5,000,000	7	6	29
2021	\$5,000,000	\$7,700,530	\$5,000,000	4	3	22
2022	\$6,000,000	\$6,050,000	\$6,000,000	2	4	14
2023	\$6,000,000	\$6,321,000	\$6,000,000	0	3	18
2024	\$6,000,000	\$6,055,000	\$6,000,000	4	5	17

There were 24 donations approved and 23 donations received in FY2024 for the disabled/displaced corporate tax credit. The 23 donations received came from 26 corporations. Five of the 26 corporations were insurance

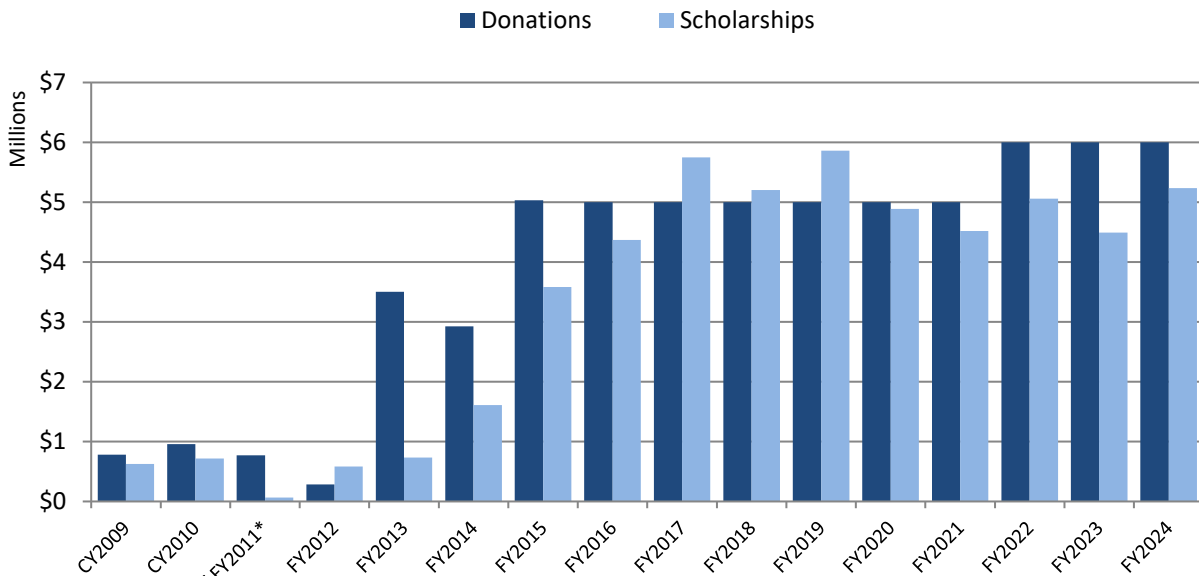
companies donating \$5,486,000 and 17 were S-corporations donating \$324,000. For FY2024, the average disabled/displaced corporate donation received by STOs was \$260,870.

The range of the 23 donations made to the STOs is shown in the following table. Note that there are companies that make donations to multiple STOs and this data summarizes the donations made and are not aggregated by corporation.

Disabled/Displaced Corporate Donations by Size

Donation Size	# donations	Donation Size	# donations
\$10,000 or less	6	\$50,001 to \$200,000	4
\$10,001 to \$20,000	7	\$200,001 and over	3
\$20,001 to \$50,000	3		

Growth in Disabled/Displaced Corporate Credit Program



*Reporting change

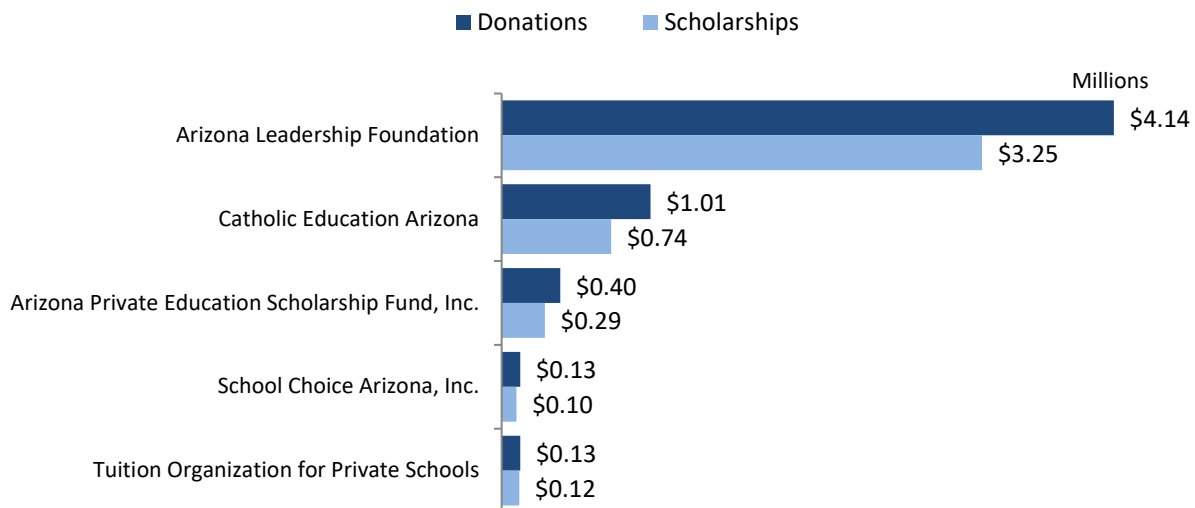
The following table shows the number of STOs collecting disabled/displaced corporate donations in each reporting period, the number of donations and the amount of tax credit donations. The percentage change is calculated for prior year amounts reported. No percentage change is calculated for FY2011 as this is the first fiscal year reporting period. The table also shows the number of STOs providing disabled/displaced corporate scholarships in each period, the number of scholarships and the amount of scholarships paid. As with the donations data, no percentage change is calculated for FY2011 as this was the first fiscal year reporting period. Please note that the number of scholarships paid does not equate to the number of students receiving scholarships. Many families seek scholarships from multiple STOs, resulting in one child being counted several times in the scholarship counts.

The totals below do not include donation transfers from one STO to another as a result of an STO closure. The donation amounts would have been initially recorded as donations received by the closing STO in the same fiscal year or possibly in a prior fiscal year. The receiving STOs are required to award 90% of the transferred amount as scholarships to eligible students attending qualified schools. For FY2024 there were no reported transfers.

DISABLED/DISPLACED CORPORATE INCOME TAX CREDIT PROGRAM

Reporting Year	Disabled/Displaced Corporate Donations				Disabled/Displaced Corporate Scholarships			
	# of STOs	# donations	\$ Amount ¹²	% change	# of STOs	# scholarships	\$ Amount	% change
CY2009	4	6	\$781,000		5	114	\$625,335	
CY2010	5	8	\$956,880	22.5%	6	166	\$715,424	14.4%
FY2011	5	13	\$1,204,000	25.8%	5	114	\$559,333	-21.8%
FY2012	3	6	\$283,000	-76.5%	5	119	\$583,865	4.4%
FY2013	8	17	\$3,505,350	1138.6%	6	217	\$731,231	25.2%
FY2014	11	29	\$2,925,845	-16.5%	8	346	\$1,611,469	120.4%
FY2015	12	31	\$5,031,920	72.0%	12	806	\$3,581,873	122.3%
FY2016	12	40	\$5,000,000	-0.6%	14	934	\$4,370,439	22.0%
FY2017	12	40	\$5,000,000	0.0%	18	1,103	\$5,750,839	31.6%
FY2018	4	15	\$5,000,000	0.0%	14	1,162	\$5,205,607	-9.5%
FY2019	14	51	\$5,000,000	0.0%	14	1,105	\$5,860,589	12.6%
FY2020	10	46	\$5,000,000	0.0%	11	961	\$4,885,395	-16.6%
FY2021	9	29	\$5,000,000	0.0%	15	928	\$4,518,492	-7.5%
FY2022	9	21	\$6,000,000	20.0%	13	1,345	\$5,061,161	12.0%
FY2023	6	21	\$6,000,000	0.0%	11	1,168	\$4,490,197	-11.3%
FY2024	9	24	\$6,000,000	0.0%	11	923	\$5,234,088	16.6%

Top 5 STOs by FY2024 Disabled/Displaced Corporate Donations



FY2024 Disabled/Displaced Corporate Donations and Scholarships

Table 9 (pg. 46) shows the number, amount and average of the FY2024 disabled/displaced corporate donations received by STO. In addition, the number and amount of scholarships paid by STO as well as the

¹² Total donations reported by STOs for a fiscal year may not match the total amount of approved donations for that fiscal year due to approved monies received by an STO at the end of a fiscal year deposited in the following fiscal year.

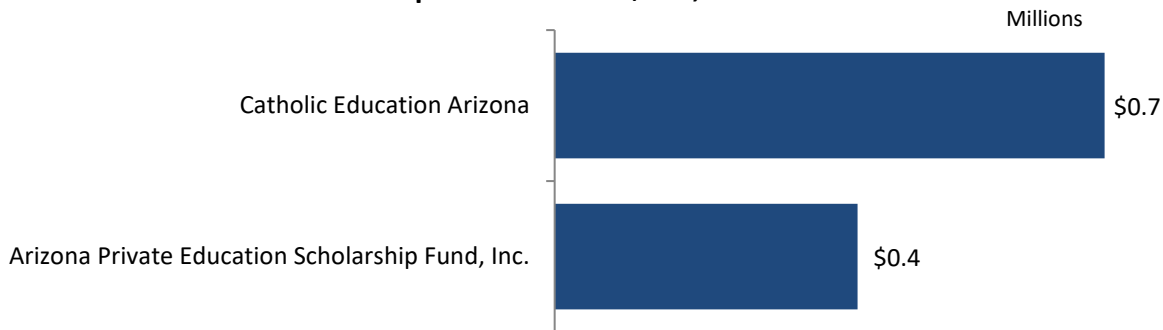
average scholarships¹³ and number of schools receiving scholarships is included. This table also provides the number and amount of disabled/displaced corporate future reserved scholarships reported by each STO.

- Arizona Leadership Foundation received the most disabled/displaced corporate donations totaling \$4,136,000 or 68.9% of total donations. Institute for Better Education (IBE) received the largest number of donations at 9 or 37.5% of the total.
- Arizona Leadership Foundation received the largest average disabled/displaced corporate donation amount of \$4,136,000.
- Arizona Leadership Foundation paid the highest amount of disabled/displaced corporate scholarships (\$3,245,982 or 62.0% of the total) and awarded the largest number of scholarships (374 scholarships or 40.5% of the total).
- Academic Opportunity of Arizona awarded the largest average disabled/displaced corporate scholarship of \$13,732.
- Arizona Leadership Foundation awarded disabled/displaced corporate scholarships to a total of 76 schools.
- One STO provided disabled/displaced corporate scholarships to the required minimum of two private schools. Two STOs provided disabled/displaced corporate scholarships to one private school.

Future Reserved Disabled/Displaced Corporate Scholarships

STOs also reserved scholarships for specific students for future years. Three STOs reserved an additional \$1,179,030 in the disabled/displaced corporate donation program, which constituted 257 scholarships. Catholic Education Arizona reported in FY2024 reserving the largest amount of disabled/displaced corporate donations for future year scholarships of \$748,294 for 120 students. It should be noted that a portion of the reserved future year awards reported by STOs may be for scholarships to be awarded in the upcoming academic year.

STOs Reporting Future Reserved Disabled/Displaced Corporate Scholarships Greater than \$100,000 in FY2024



FY2024 Disabled/Displaced Corporate Scholarships by Income Level

STOs are required to report the percentage of scholarship dollars that go to families with income of 185% or less of poverty level and the percentage of scholarship dollars that go to families with income ranging from

¹³ The STO average scholarship calculation will include double counting if a student attends two different private schools during the year and an STO awards the student scholarships to both schools. The average may also include both the scholarships paid for the current fiscal year and the scholarships paid in the spring for the following fiscal year.

above 185% of poverty level to 342.25% of poverty level. For the 2023-2024 academic year, 342.25% of the federal poverty level for a household of four was \$102,675.

Overall Share of FY2024 Disabled/Displaced Corporate Scholarships by Family Income

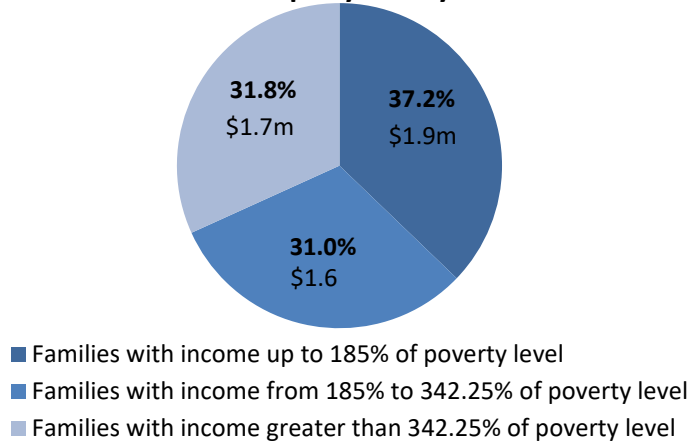


Table 10 (pg. 47) shows the percentages for each STO. One of the organizations gave 100% of their disabled/displaced corporate scholarships to children in families with income up to 342.25% of the poverty level while three of the STOs gave 100% of their scholarships to children in families with income up to 342.25% of the poverty level. There were no STOs that gave more than 50% of their disabled/displaced corporate scholarships to children of families with income greater than 342.25% of poverty level.

Disabled/Displaced Corporate Credit Program 90/10 Calculation

All STOs certified to collect disabled/displaced corporate donations in FY2024 were evaluated as to their status in relation to the requirement that 90% of all revenue must be paid out in scholarships. From an administrative viewpoint, no STO is expected to pay out 90% of donations it receives in the current year for scholarships the same year. There will always be a lag between revenue received and revenue paid out and it does not mean that an STO with a percentage of less than 90% is in violation of the law. The 90% requirement is evaluated using two different methods: 1) a review of total donations and scholarships over the life of the STO and 2) calculating 90% of credit donations received in a particular fiscal year and tracking the amount to be awarded within the following two fiscal years. The following table shows the lifetime percentage calculated based on total donations and scholarships (method #1) for those STOs certified to receive disabled/displaced corporate donations in FY2024.

Disabled/Displaced Corporate Credit Program Lifetime 90/10 Ratios

School Tuition Organization	Ratio	School Tuition Organization	Ratio
Arizona's Catholic Tuition Support Organization (CTSO)	104.0%	Tuition Organization for Private Schools	90.4%
Dynamite Montessori Foundation	101.5%	School Tuition Organization 4 Kidz	90.4%
Institute for Better Education (IBE)	98.0%	Arizona School Choice Trust	90.3%
AAA Scholarship Foundation	97.2%	Arizona Private Education Scholarship Fund, Inc.	89.3%
Arizona Education Scholarship Foundation	92.7%	Academic Opportunity of Arizona	89.2%
Yuma's Education Scholarship Fund for Kids	92.5%	School Choice Arizona, Inc.	87.4%
Financial Assistance for Independent Schools	91.5%	Arizona Leadership Foundation	83.9%
America's Scholarship Konnection Inc	91.2%	Catholic Education Arizona	75.3%
Arizona Tuition Connection	90.6%		

There are two STOs with a lifetime ratio above 100%. In most cases this occurs because scholarships reported in the annual report were paid with revenue that was not tax credit donations or due to reserved scholarships for specific students in future years. There are no STOs with a lifetime ratio below 50%. Based on the yearly 90% calculation (method #2), there were no STOs found in violation of the 90% requirement.

Table 9
FY2024 Disabled/Displaced Corporate Donations and Scholarships by School Tuition Organization

School Tuition Organization	Donations			Scholarships			# of Schools	Future Reserved Scholarships	
	#	\$ Amount	Average	#	\$ Amount	Average		#	\$ Amount
Academic Opportunity of Arizona	0	\$0		29	\$398,220	\$13,732	4	1	\$18,617
Arizona Leadership Foundation	1	\$4,136,000	\$4,136,000	374	\$3,245,982	\$8,679	76	0	\$0
Arizona Private Education Scholarship Fund, Inc.	4	\$396,000	\$99,000	85	\$292,405	\$3,440	25	136	\$412,118
Arizona Tuition Connection	0	\$0		6	\$30,884	\$5,147	3	0	\$0
Arizona's Catholic Tuition Support Organization (CTSO)	1	\$10,000	\$10,000	6	\$34,900	\$5,817	2	0	\$0
Catholic Education Arizona	2	\$1,005,000	\$502,500	140	\$739,778	\$5,284	28	120	\$748,294
Financial Assistance for Independent Schools	3	\$70,000	\$23,333	10	\$45,759	\$4,576	1	0	\$0
Institute for Better Education (IBE)	9	\$118,000	\$13,111	192	\$214,701	\$1,118	64	0	\$0
School Choice Arizona, Inc.	2	\$125,000	\$62,500	16	\$98,960	\$6,185	3	0	\$0
School Tuition Organization 4 Kidz	1	\$15,000	\$15,000	3	\$13,500	\$4,500	1	0	\$0
Tuition Organization for Private Schools	1	\$125,000	\$125,000	62	\$119,000	\$1,919	25	0	\$0
TOTALS	24	\$6,000,000	\$250,000	923	\$5,234,088	\$5,671	127	257	\$1,179,030

Table 10
FY2024 Disabled/Displaced Corporate Scholarships by Income Level

School Tuition Organization	Disabled/Displaced Corporate Scholarships	% of Scholarships to Families with		
		Income up to 185% of Poverty Level	Income from 185% to 342.25% of Poverty Level	Remaining %
Academic Opportunity of Arizona	\$398,220	37.9%	62.1%	0.0%
Arizona Leadership Foundation	\$3,245,982	40.9%	26.2%	32.9%
Arizona Private Education Scholarship Fund, Inc.	\$292,405	21.0%	33.6%	45.5%
Arizona Tuition Connection	\$30,884	80.9%	19.1%	0.0%
Arizona's Catholic Tuition Support Organization (CTSO)	\$34,900	18.3%	81.7%	0.0%
Catholic Education Arizona	\$739,778	29.7%	27.8%	42.5%
Financial Assistance for Independent Schools	\$45,759	0.0%	60.8%	39.2%
Institute for Better Education (IBE)	\$214,701	26.9%	41.1%	32.0%
School Choice Arizona, Inc.	\$98,960	33.6%	33.9%	32.6%
School Tuition Organization 4 Kidz	\$13,500	100.0%	0.0%	0.0%
Tuition Organization for Private Schools	\$119,000	42.2%	33.8%	24.0%
TOTALS	\$5,234,088	37.2%	31.0%	31.8%

SCHOLARSHIPS BY PRIVATE SCHOOL

STOs provide scholarships from the tax credit donations to students attending qualified Arizona private schools. A qualified school is a preschool that offers services to students with disabilities, and a nongovernmental primary or secondary school (K-12) that is located in this state and that does not discriminate based on race, color, disability, familial status or national origin. All teaching staff and personnel who have unsupervised contact with students are required to be fingerprinted. A qualified school does not include a charter school or any program operated by a charter school.

In terms of where the scholarship money went within Arizona, 63.0% of the scholarships and 66.3% of the scholarship money went to schools located in Maricopa County. Schools in thirteen of the fifteen counties received scholarship money. The following map shows the number of scholarships, the amount of scholarships and the average scholarship paid out by county in FY2024 for all four programs.

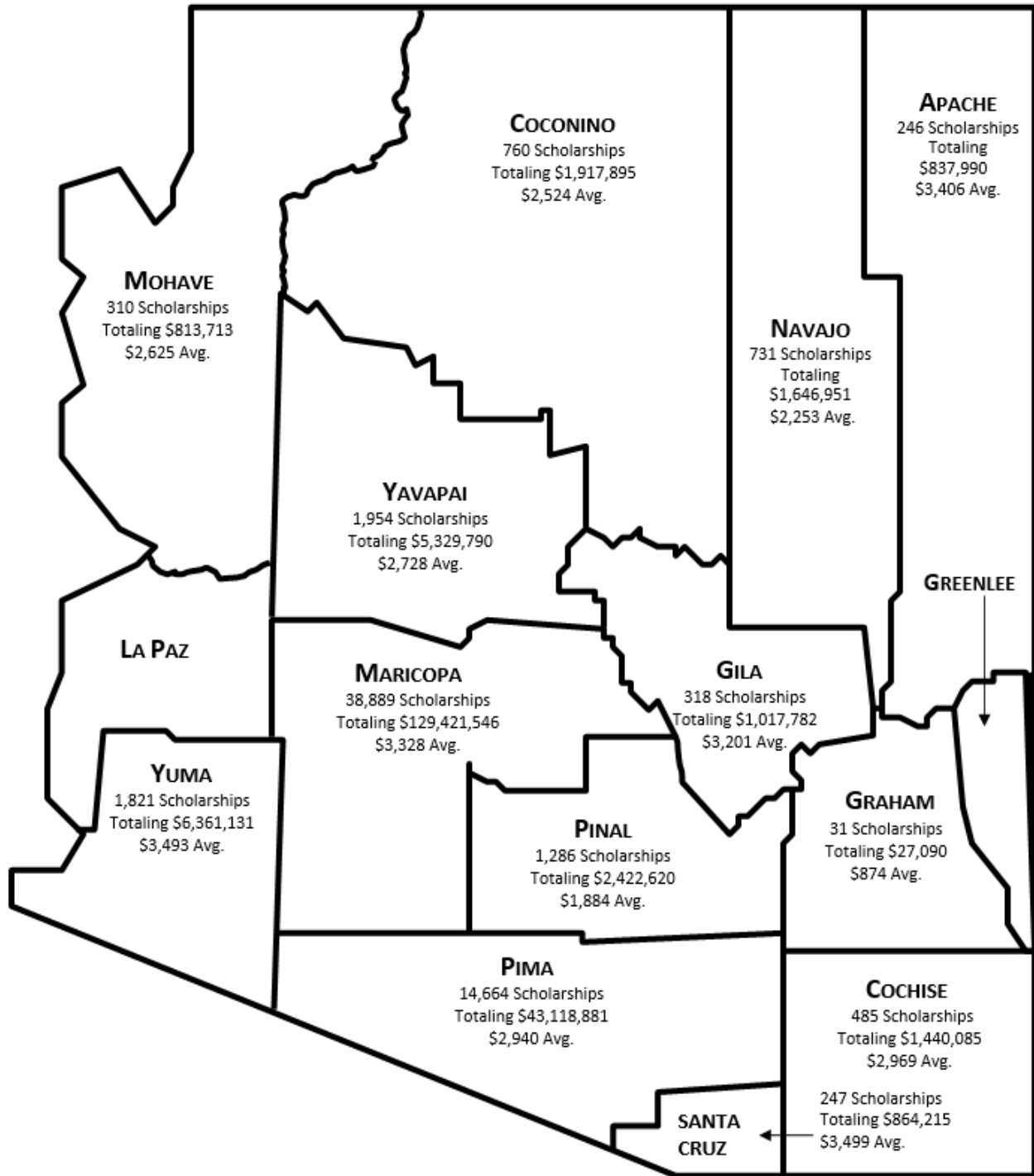


Table 11 (pg. 50) shows the cities or towns within which scholarship money was received, the number of scholarships, total scholarships and the average scholarship amount. The plurality of scholarship money and number of scholarships went to students attending private schools within the City of Phoenix. Private schools located in Phoenix received \$73,206,867 or 37.0% of the total scholarship amount from all credit programs. The largest average scholarship for a city or town was \$8,490 for schools located in the City of Maricopa.

Table 11
FY2024 Total Scholarships - All Credit Programs by Location of Private School

City/Town	#	\$ Amount	Average
Anthem	6	\$31,090	\$5,182
Avondale	1,201	\$3,511,123	\$2,923
Bapchule	1,001	\$1,715,333	\$1,714
Bisbee	14	\$30,840	\$2,203
Buckeye	34	\$86,718	\$2,551
Bylas	31	\$27,090	\$874
Camp Verde	185	\$393,952	\$2,129
Casa Grande	194	\$463,468	\$2,389
Cave Creek	205	\$536,642	\$2,618
Chandler	3,166	\$10,786,513	\$3,407
Cottonwood	698	\$1,957,812	\$2,805
Douglas	285	\$940,340	\$3,299
El Mirage	4	\$18,000	\$4,500
Elgin	2	\$4,500	\$2,250
Flagstaff	735	\$1,814,449	\$2,469
Florence	73	\$198,644	\$2,721
Fountain Hills	81	\$244,666	\$3,021
Gilbert	3,124	\$11,223,512	\$3,593
Glendale	2,376	\$5,787,506	\$2,436
Globe	4	\$8,403	\$2,101
Goodyear	975	\$2,436,268	\$2,499
Holbrook	50	\$38,105	\$762
Kingman	78	\$248,426	\$3,185
Kykotsmovi	6	\$23,400	\$3,900
Lake Havasu City	232	\$565,287	\$2,437
Laveen	18	\$61,855	\$3,436
Litchfield Park	196	\$441,151	\$2,251
Maricopa	3	\$25,470	\$8,490
Mayer	162	\$551,952	\$3,407
Mesa	1,097	\$3,247,254	\$2,960
Nogales	245	\$859,715	\$3,509
Oro Valley	184	\$524,490	\$2,850
Page	25	\$103,446	\$4,138
Paradise Valley	878	\$4,076,851	\$4,643
Payson	203	\$507,106	\$2,498
Peoria	76	\$265,820	\$3,498
Peridot	3	\$14,553	\$4,851
Phoenix	21,442	\$73,206,867	\$3,414
Prescott	830	\$2,087,337	\$2,515
Queen Creek	202	\$397,061	\$1,966
Rock Point	33	\$178,708	\$5,415
Sahuarita	5	\$12,800	\$2,560
San Carlos	108	\$487,720	\$4,516
San Tan Valley	15	\$19,705	\$1,314
Scottsdale	2,519	\$10,000,456	\$3,970
Sedona	79	\$338,736	\$4,288
Show Low	579	\$1,326,479	\$2,291
Sierra Vista	163	\$440,861	\$2,705
Snowflake	6	\$25,996	\$4,333
St. Michael	213	\$659,282	\$3,095
Sun Valley	67	\$129,543	\$1,933
Surprise	30	\$63,688	\$2,123
Tempe	839	\$2,418,221	\$2,882

Table 11
FY2024 Total Scholarships - All Credit Programs by Location of Private School

City/Town	#	\$ Amount	Average
Tucson	14,384	\$42,402,652	\$2,948
Vail	91	\$178,938	\$1,966
Whiteriver	3	\$18,466	\$6,155
Wickenburg	418	\$571,159	\$1,366
Willcox	23	\$28,044	\$1,219
Winslow	20	\$84,963	\$4,248
Youngtown	2	\$9,125	\$4,563
Yuma	1,821	\$6,361,131	\$3,493
TOTAL	61,742	\$195,219,689	\$3,162

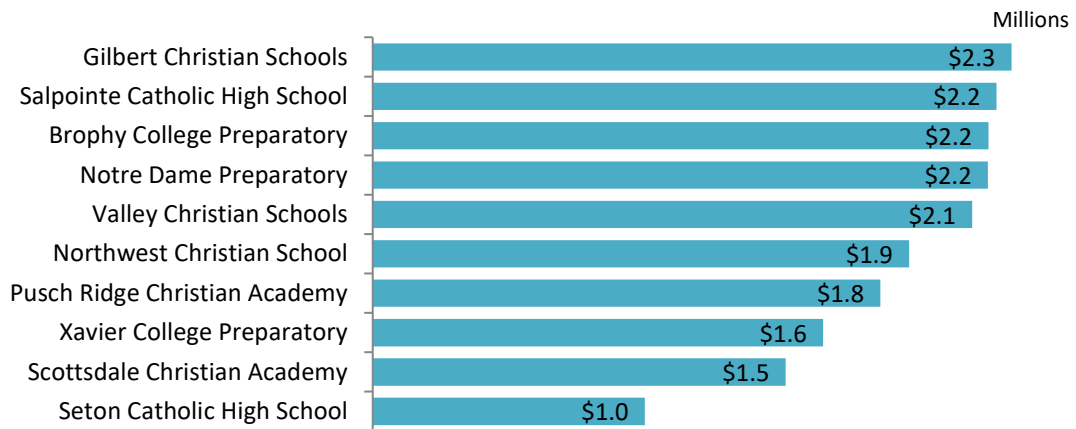
Total may not match data in other tables due to missing school information.

FY2024 Scholarships by Private School

STOs provided scholarships from all four credit programs to 348 private schools in FY2024. There were 32 private schools that received scholarship money from 11 or more STOs. Two private schools, Northwest Christian School and Xavier College Preparatory, received scholarships from at least 20 STOs. Of the 348 private schools, 96 received scholarship money from only one STO. Table 12 (pg. 55) lists the 348 private schools with students that received scholarship money from one or more of the four credit programs in FY2024. In addition, the total average scholarship for all credit programs and the amount of future reserved scholarships for all credit programs are provided.

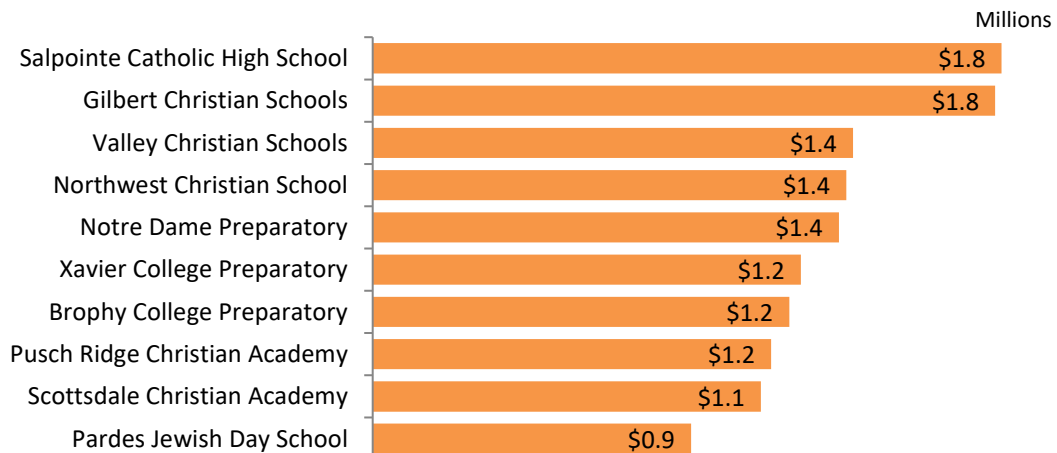
Original Individual Scholarships – Nine private schools received more than \$1.0 million in original individual scholarships in FY2024. Salpointe Catholic High School received the largest number of original individual scholarships totaling 868 while Cupertino Learning Academy had the largest average original individual scholarship of \$18,066.

Top 10 Private Schools by Original Individual Scholarships in FY2024



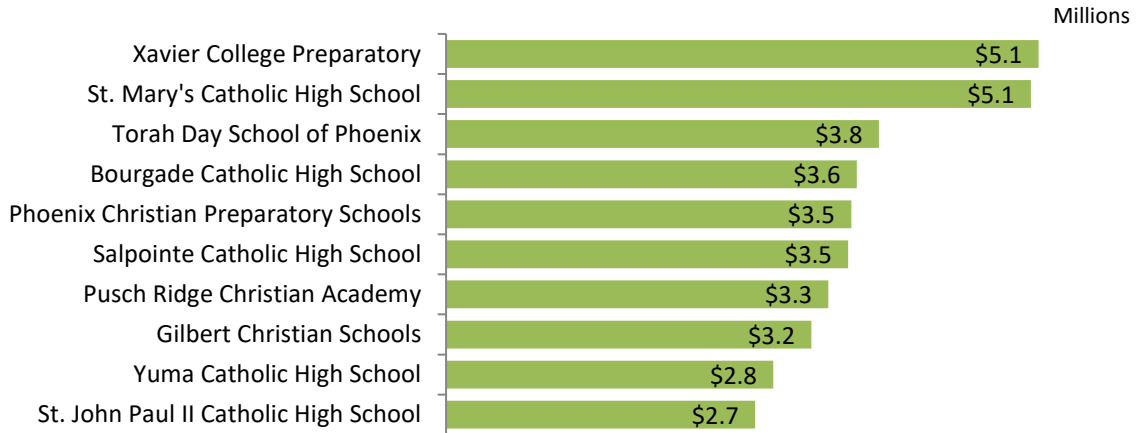
Switcher Individual Scholarships – Nine private schools received more than \$1.0 million in switcher individual scholarships in FY2024. Salpointe Catholic High School received the largest number of switcher individual scholarships totaling 897 while St. Dominic Savio Academy had the largest average switcher individual scholarship of \$18,611.

Top 10 Private Schools by Switcher Individual Scholarships in FY2024



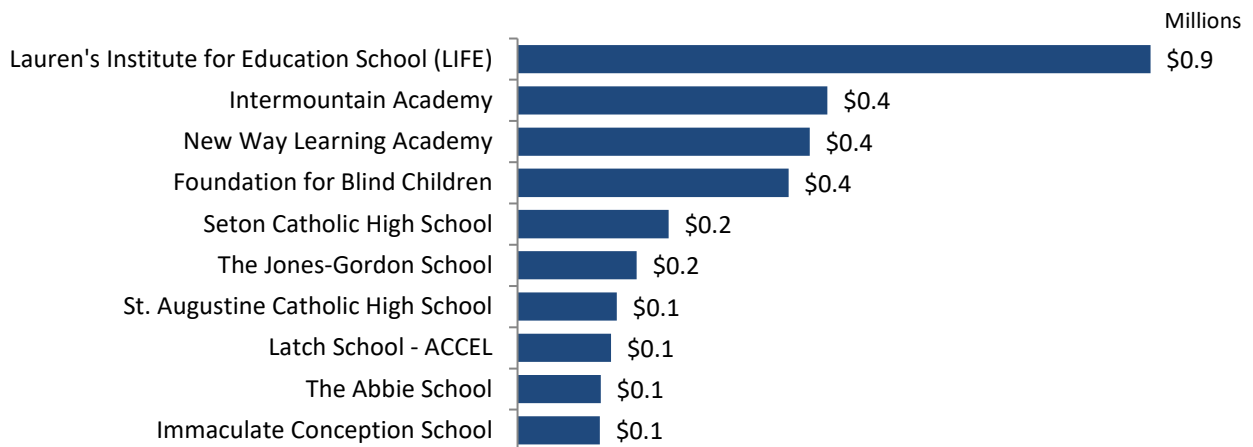
Low-Income Corporate Scholarships – Twenty-seven private schools received more than \$1.0 million in low-income corporate scholarships in FY2024. Torah Day School of Phoenix received the largest number of low-income corporate scholarships totaling 979 while Intermountain Academy had the largest average low-income corporate scholarship of \$9,611¹⁴.

Top 10 Private Schools by Low-Income Corporate Scholarships in FY2024



Disabled/Displaced Corporate Scholarships – No private schools received more than \$1.0 million in disabled/displaced corporate scholarships in FY2024. New Way Learning Academy received the largest number of disabled/displaced corporate scholarships totaling 72 while Hope Academy for Autism had the largest average disabled/displaced corporate scholarship of \$32,080.

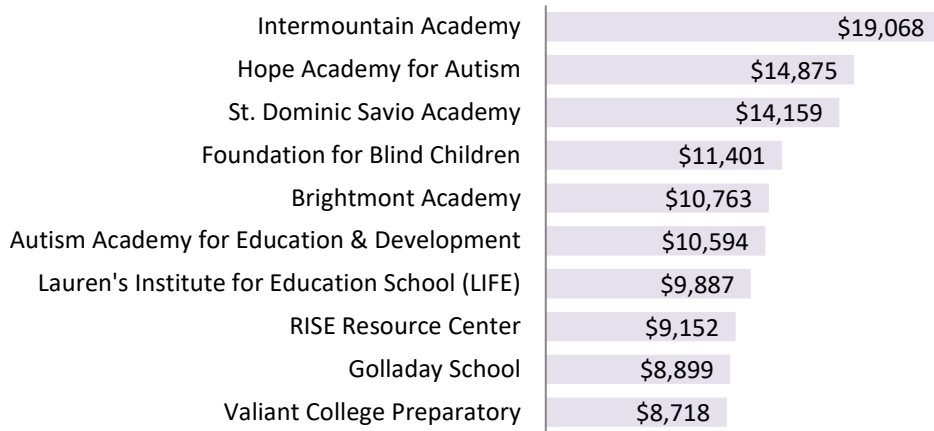
Top 10 Private Schools by Disabled/Displaced Corporate Scholarships in FY2024



¹⁴ The average may also include both the scholarships paid for the current fiscal year and the scholarships paid in the spring for the following fiscal year

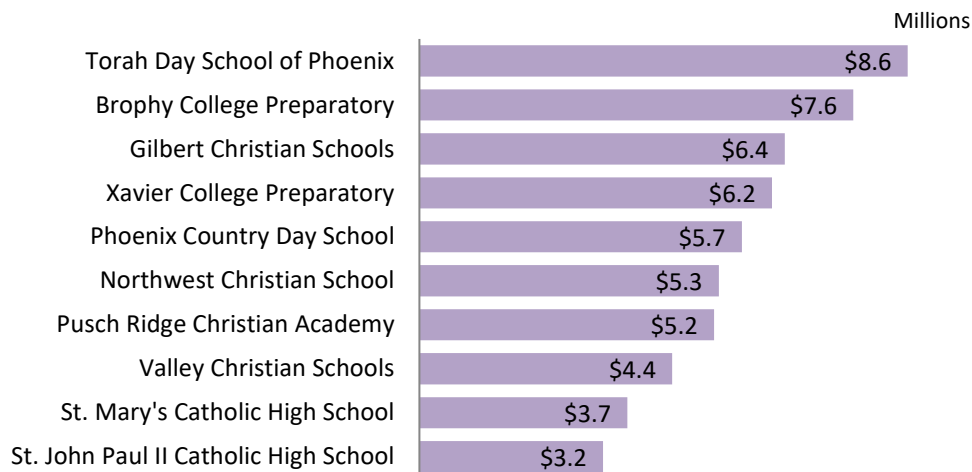
Total Average Scholarships – The FY2024 total overall average scholarship for all credit programs was \$3,162¹⁵. Six private schools received scholarships from one or more of the credit programs that provided an overall average scholarship greater than \$10,000.

Top 10 Private Schools by Total Average Scholarship in FY2024



Future Reserved Scholarships for All Credit Programs – In FY2024, STOs reported future reserved scholarships for students attending 305 private schools. Forty private schools were reported by STOs to have students with future reserved scholarships greater than \$1 million from one or more of the credit programs. Northwest Christian School has the largest number of students with future reserved scholarships at 1,975. It should be noted that a portion of the reserved future year awards reported by STOs may be for scholarships to be awarded in the upcoming academic year.

Top 10 Private Schools with Future Reserved Scholarships in FY2024



¹⁵ The average may also include both the scholarships paid for the current fiscal year and the scholarships paid in the spring for the following fiscal year

Table 12
FY2024 Scholarships by Private School

Private School	FY24 Scholarships									Future Reserved Scholarships							
	Original Individual		Switcher Individual		Low-Income Corporate		Disabled/Displaced Corporate		Total Average	Original Individual		Switcher Individual		Low-Income Corporate		Disabled/Displaced Corporate	
	Number	\$ Amount	Number	\$ Amount	Number	\$ Amount	Number	\$ Amount	Scholarship	Number	\$ Amount	Number	\$ Amount	Number	\$ Amount	Number	\$ Amount
2nd Street Children's School	8	\$33,484	9	\$25,370	1	\$1,137	1	\$1,000	\$3,210	11	\$21,935	9	\$9,495	0	\$0	0	\$0
91st Psalm Christian School	9	\$17,509	11	\$17,153	13	\$81,525	0	\$0	\$3,521	65	\$116,350	45	\$45,239	10	\$115,300	0	\$0
ACES (Austin Centers for Exceptional Students)	3	\$12,444	3	\$3,000	0	\$0	0	\$0	\$2,574	0	\$0	0	\$0	0	\$0	0	\$0
Acton Academy	0	\$0	0	\$0	0	\$0	0	\$0	\$0	1	\$742	1	\$20	0	\$0	0	\$0
Adobe Adventist Christian School	0	\$0	0	\$0	1	\$6,100	0	\$0	\$6,100	0	\$0	0	\$0	0	\$0	0	\$0
Adobe Montessori	0	\$0	0	\$0	0	\$0	0	\$0	\$0	1	\$1,203	1	\$1,197	0	\$0	0	\$0
Agnus Dei Academy	0	\$0	0	\$0	0	\$0	0	\$0	\$0	2	\$11,132	3	\$10,517	0	\$0	0	\$0
Ahwatukee Foothills Montessori	9	\$61,800	11	\$43,242	0	\$0	0	\$0	\$5,252	5	\$10,427	4	\$7,389	0	\$0	0	\$0
Aldea Montessori	6	\$14,500	4	\$4,000	4	\$22,400	0	\$0	\$2,921	0	\$0	0	\$0	2	\$11,000	0	\$0
Aleph Bet Kindergarten	4	\$29,893	21	\$165,936	52	\$210,175	0	\$0	\$5,273	0	\$0	0	\$0	17	\$150,600	0	\$0
All Saints Catholic School (Our Lady of the Mountains)	37	\$144,300	16	\$64,525	41	\$44,460	0	\$0	\$2,695	27	\$107,641	0	\$0	0	\$0	0	\$0
All Saints' Episcopal Day School	122	\$488,822	104	\$347,295	168	\$829,480	0	\$0	\$4,227	31	\$59,343	24	\$55,493	120	\$2,799,000	0	\$0
Ambassador Christian Academy	47	\$67,643	60	\$57,667	60	\$197,081	4	\$11,200	\$1,951	39	\$70,800	37	\$19,271	6	\$15,000	0	\$0
American Indian Christian School	24	\$62,022	23	\$74,733	2	\$2,000	0	\$0	\$2,832	9	\$6,828	9	\$5,348	0	\$0	0	\$0
Annunciation Catholic School	24	\$56,530	43	\$67,905	46	\$148,080	4	\$24,000	\$2,534	50	\$100,107	41	\$134,316	21	\$44,940	2	\$12,826
Apache Baptist Academy	13	\$12,476	17	\$14,114	1	\$500	0	\$0	\$874	6	\$5,201	6	\$1,835	0	\$0	0	\$0
Apostolic Faith Center Christian Academy	0	\$0	0	\$0	4	\$18,000	0	\$0	\$4,500	0	\$0	0	\$0	0	\$0	0	\$0
Arcadia Christian Academy	0	\$0	0	\$0	0	\$0	0	\$0	\$0	5	\$6,480	3	\$3,819	3	\$17,300	0	\$0
Arcadia Montessori	2	\$13,327	2	\$8,441	2	\$4,000	0	\$0	\$4,295	0	\$0	0	\$0	0	\$0	0	\$0
Arise Christian Academy	0	\$0	0	\$0	0	\$0	0	\$0	\$0	1	\$1,203	1	\$761	0	\$0	0	\$0
Arizona Cultural Academy	154	\$389,905	127	\$253,163	298	\$1,884,700	0	\$0	\$4,366	18	\$46,106	19	\$41,166	58	\$483,150	0	\$0
Arizona Lutheran Academy	161	\$501,824	132	\$321,683	162	\$585,524	6	\$20,118	\$3,100	126	\$361,686	82	\$139,276	74	\$735,300	0	\$0
Arrowhead Christian Academy	55	\$94,516	44	\$37,702	44	\$162,272	1	\$1,100	\$2,303	67	\$98,840	56	\$54,812	10	\$147,100	0	\$0
Arrowhead Montessori School	21	\$59,713	11	\$27,617	19	\$94,750	0	\$0	\$3,570	5	\$5,121	4	\$1,725	10	\$155,800	0	\$0
Arrows Christian Academy	1	\$4,802	1	\$4,898	0	\$0	0	\$0	\$4,850	8	\$26,473	6	\$10,996	0	\$0	0	\$0
Ascension Lutheran School	24	\$81,296	26	\$39,553	0	\$0	0	\$0	\$2,417	3	\$4,625	1	\$1,339	0	\$0	0	\$0
Atonement Lutheran School	12	\$48,984	14	\$31,422	9	\$36,121	0	\$0	\$3,329	21	\$39,880	15	\$13,004	5	\$34,900	0	\$0
Autism Academy for Education & Development	7	\$76,970	7	\$63,040	1	\$5,825	1	\$23,675	\$10,594	0	\$0	1	\$950	0	\$0	0	\$0
Awakening Seed School	20	\$103,049	20	\$65,759	2	\$932	1	\$248	\$3,953	12	\$27,953	10	\$17,649	0	\$0	0	\$0
AZ Aspire Academy	1	\$2,000	0	\$0	0	\$0	0	\$0	\$2,000	0	\$0	0	\$0	0	\$0	0	\$0
Banner Children's Academy	7	\$38,400	7	\$7,200	5	\$46,200	7	\$66,738	\$6,098	0	\$0	0	\$0	2	\$14,400	0	\$0
Bayer Private School	15	\$48,800	16	\$42,376	4	\$22,300	0	\$0	\$3,242	17	\$74,592	21	\$52,693	2	\$12,000	2	\$3,000
Beautiful Savior Academy	11	\$18,481	11	\$8,272	0	\$0	0	\$0	\$1,216	3	\$3,439	2	\$2,089	0	\$0	0	\$0
Believe I Can Academy	0	\$0	0	\$0	0	\$0	0	\$0	\$0	1	\$23	0	\$0	0	\$0	0	\$0
Bella Montessori School	3	\$13,820	3	\$6,990	1	\$5,700	0	\$0	\$3,787	0	\$0	0	\$0	0	\$0	0	\$0
Bella Vista College Preparatory School	9	\$17,485	6	\$11,970	53	\$325,750	0	\$0	\$5,224	2	\$4,000	1	\$2,000	1	\$2,000	0	\$0
Berean Christian School	0	\$0	0	\$0	0	\$0	0	\$0	\$0	3	\$3,898	2	\$2,163	0	\$0	0	\$0
Black Mountain Science Academy	2	\$9,126	2	\$6,567	0	\$0	0	\$0	\$3,923	5	\$9,107	5	\$6,382	0	\$0	0	\$0
Blessed Beginnings of Oro Valley	14	\$27,836	15	\$14,469	2	\$1,750	0	\$0	\$1,421	6	\$5,419	6	\$3,454	0	\$0	0	\$0
Blessed Sacrament Kindergarten	4	\$16,123	6	\$14,863	2	\$20	2	\$4,965	\$2,569	2	\$2,690	2	\$20,000	2	\$10	0	\$0
Bourgade Catholic High School	125	\$349,483	308	\$134,691	663	\$3,560,842	17	\$100,227	\$3,724	100	\$226,637	337	\$128,991	301	\$2,769,151	12	\$77,632
Breakthrough Academy	2	\$21,856	3	\$14,536	2	\$6,500	3	\$5,000	\$4,789	1	\$1,221	1	\$1,093	0	\$0	0	\$0
Bridges Preschool & Kindergarten	1	\$368	0	\$0	3	\$3,600	0	\$0	\$992	0	\$0	0	\$0	0	\$0	0	\$0
Brightmont Academy	5	\$67,465	5	\$43,025	1	\$7,900	0	\$0	\$10,763	1	\$3,000	0	\$0	0	\$0	0	\$0
Brophy College Preparatory	417	\$2,183,873	303	\$1,212,100	343	\$2,497,898	2	\$9,900	\$5,543	307	\$1,842,235	154	\$798,215	609	\$4,979,600	0	\$0
Calvary Chapel Christian Academy	3	\$11,366	3	\$14,630	0	\$0	0	\$0	\$4,333	1	\$10	0	\$0	0	\$0	0	\$0
Calvary Chapel Christian School	5	\$22,552	1	\$1,267	5	\$16,398	1	\$3,500	\$3,643	5	\$28,655	3	\$12,651	3	\$30,600	0	\$0
Calvary Christian Academy	83	\$263,496	69	\$149,047	1	\$2,500	0	\$0	\$2,713	181	\$528,446	121	\$224,485	2	\$7,500	0	\$0
Calvary Christian Academy-Globe	2	\$4,028	2	\$4,376	0	\$0	0	\$0	\$2,101	1	\$731	1	\$671	0	\$0	0	\$0
Calvary Christian School	19	\$62,158	26	\$93,013	12	\$39,700	0	\$0	\$3,419	88	\$136,296	62	\$71,867	7	\$33,500	0	\$0
Camelback Desert School	1	\$1,120	1	\$1,115	0	\$0	0	\$0	\$1,118	0	\$0	0	\$0	1	\$19,000	0	\$0
Camp Verde United Christian School	45	\$115,131	46	\$49,060	11	\$12,400	0	\$0	\$1,731	40	\$111,520	22	\$42,838	0	\$0	0	\$0
Carden Christian Academy Central	2	\$6,215	0	\$0	1	\$235	0	\$0	\$2,150	6	\$14,238	7	\$10,695	0	\$0	0	\$0
Carefree Christian Academy	15	\$45,532	14	\$38,378	12	\$11,350	0	\$0	\$2,323	10	\$16,078	6	\$4,653	2	\$35,400	0	\$0
Caritas Academy	14	\$56,960	14	\$39,375	4	\$30,900	0	\$0	\$3,976	65	\$305,778	67	\$136,620	1	\$16,200	0	\$0
Casa del Nino Bilingual Montessori School	3	\$11,655	4	\$6,350	2	\$9,125	0	\$0	\$3,014	0	\$0	0	\$0	0	\$0	0	\$0
Casa Ninos School of Montessori	1	\$2,444	1	\$2,278	1	\$1,500	1	\$1,000	\$1,806	0	\$0	0	\$0	0	\$0	0	\$0
Casas Christian School	137	\$385,864	161	\$357,701	152	\$724,194	28	\$78,821	\$3,236	140	\$421,584	145	\$276,886	71	\$864,200	0	\$0
Castlehill Country Day School	35	\$117,033	28	\$89,720	13	\$63,477	0	\$0	\$3,556	2	\$17,369	3	\$25,032	8	\$84,800	0	\$0
Catalina Hills Preschool & Kindergarten	3	\$10,312	3	\$6,382	0	\$0	0	\$0	\$2,782	1	\$1,371	1	\$600	0	\$0	0	\$0
Catalyst Christian Academy	2	\$5,900	1	\$1,179	6	\$36,600	0	\$0	\$4,742	0	\$0	0	\$0	0	\$0	0	\$0
Cave Creek Montessori	6	\$22,945	6	\$16,615	0	\$0	0	\$0	\$3,297	0	\$0	0	\$0	0	\$0	0	\$0

Table 12
FY2024 Scholarships by Private School

Private School	FY24 Scholarships									Future Reserved Scholarships								
	Original Individual		Switcher Individual		Low-Income Corporate		Disabled/Displaced Corporate		Total Average Scholarship	Original Individual		Switcher Individual		Low-Income Corporate		Disabled/Displaced Corporate		
	Number	\$ Amount	Number	\$ Amount	Number	\$ Amount	Number	\$ Amount		Number	\$ Amount	Number	\$ Amount	Number	\$ Amount	Number	\$ Amount	
Chandler Jewish Preschool	0	\$0	1	\$5	0	\$0	0	\$0	\$5	0	\$0	0	\$0	0	\$0	0	\$0	
Chaparral Christian Community School	8	\$23,061	8	\$30,162	1	\$3,000	0	\$0	\$3,307	18	\$41,054	15	\$13,569	0	\$0	0	\$0	
Cheder and Beis Chana High School	7	\$21,000	0	\$0	15	\$67,500	0	\$0	\$4,023	4	\$12,400	2	\$18,000	19	\$119,900	0	\$0	
Cheder Lubavitch	184	\$589,376	73	\$96,015	555	\$2,075,130	3	\$5,200	\$3,394	3	\$1,767	3	\$1,758	120	\$1,611,700	0	\$0	
Christ Church School	13	\$23,949	14	\$23,071	5	\$24,400	0	\$0	\$2,232	16	\$56,570	11	\$13,291	7	\$119,600	0	\$0	
Christ Lutheran School	99	\$318,473	93	\$268,035	2	\$1,789	0	\$0	\$3,032	171	\$357,733	133	\$213,627	7	\$51,111	1	\$3,000	
Christ the King Catholic School	24	\$59,866	22	\$42,674	52	\$156,567	3	\$305	\$2,568	44	\$82,886	30	\$75,744	36	\$391,019	4	\$23,503	
Christ's Greenfield Lutheran School	171	\$571,712	173	\$417,974	86	\$427,642	12	\$67,883	\$3,360	157	\$572,780	100	\$212,685	4	\$56,300	2	\$6,000	
Climbing Tree Community School	6	\$30,811	6	\$17,419	0	\$0	0	\$0	\$4,019	0	\$0	0	\$0	0	\$0	0	\$0	
Cochise SDA Christian School	7	\$9,490	3	\$5,750	2	\$8,700	0	\$0	\$1,995	0	\$0	0	\$0	0	\$0	0	\$0	
Community Montessori	7	\$18,517	7	\$15,151	0	\$0	0	\$0	\$2,405	0	\$0	0	\$0	0	\$0	0	\$0	
Community Montessori of Bisbee	1	\$5,500	1	\$1,400	0	\$0	0	\$0	\$3,450	1	\$603	2	\$1,200	0	\$0	0	\$0	
Compassion Christian Academy	6	\$8,522	7	\$2,583	2	\$7,809	1	\$2,500	\$1,338	12	\$16,783	11	\$9,906	1	\$19,500	0	\$0	
Covenant Child Care Center	4	\$6,739	5	\$3,266	0	\$0	0	\$0	\$1,112	1	\$1,089	0	\$0	0	\$0	0	\$0	
Creation School	34	\$85,159	35	\$55,101	22	\$38,678	0	\$0	\$1,966	22	\$29,599	12	\$4,981	1	\$12,800	0	\$0	
Creative Castle Preschool & Kindergarten	3	\$12,952	3	\$18,139	0	\$0	0	\$0	\$5,182	0	\$0	0	\$0	0	\$0	0	\$0	
Creo School	62	\$205,161	64	\$127,505	39	\$125,471	3	\$3,100	\$2,745	7	\$56,273	3	\$31,876	17	\$176,400	0	\$0	
Cross Christian Academy	7	\$9,832	6	\$7,970	1	\$6,100	0	\$0	\$1,707	15	\$18,504	10	\$6,132	1	\$19,500	0	\$0	
Cross of Glory Lutheran Elementary School	8	\$27,739	8	\$23,944	0	\$0	0	\$0	\$3,230	56	\$173,761	40	\$82,729	0	\$0	0	\$0	
Cross Roads Preschool & Kindergarten	2	\$2,240	2	\$1,784	0	\$0	0	\$0	\$1,006	0	\$0	0	\$0	0	\$0	0	\$0	
Crossroads Christian Academy	1	\$476	1	\$4,024	0	\$0	0	\$0	\$2,250	4	\$7,331	15	\$6,517	0	\$0	0	\$0	
Cupertino Learning Academy	1	\$18,066	3	\$20,918	3	\$7,600	0	\$0	\$6,655	0	\$0	0	\$0	0	\$0	0	\$0	
Dayspring Kindergarten	20	\$101,519	17	\$13,281	0	\$0	1	\$1,000	\$3,047	10	\$12,984	9	\$10,909	0	\$0	0	\$0	
Desert Christian Schools	279	\$788,982	260	\$501,886	208	\$823,550	21	\$55,732	\$2,826	221	\$1,208,799	191	\$508,244	41	\$260,100	0	\$0	
Desert Foothills Lutheran Preschool	1	\$590	1	\$585	1	\$6,100	0	\$0	\$2,425	0	\$0	0	\$0	0	\$0	0	\$0	
Desert Garden Montessori	55	\$191,021	49	\$130,473	33	\$126,637	0	\$0	\$3,271	7	\$55,313	7	\$18,260	27	\$294,100	0	\$0	
Desert Jewish Academy	17	\$56,505	5	\$7,770	8	\$45,683	0	\$0	\$3,665	6	\$7,487	6	\$5,860	0	\$0	0	\$0	
Desert Sky Montessori School	4	\$14,573	4	\$6,425	0	\$0	0	\$0	\$2,625	0	\$0	0	\$0	0	\$0	0	\$0	
Desert Sun Child Development Center	17	\$47,858	15	\$26,965	8	\$27,083	1	\$3,428	\$2,569	9	\$11,848	6	\$10,671	0	\$0	0	\$0	
Desert View Learning Center	18	\$108,317	16	\$68,372	0	\$0	0	\$0	\$5,197	12	\$47,185	12	\$35,044	0	\$0	0	\$0	
Desert Voices Oral Learning Center	11	\$13,446	12	\$26,423	5	\$30,500	12	\$61,851	\$3,306	2	\$3,000	2	\$3,000	0	\$0	2	\$3,000	
Dobson Montessori School	21	\$89,246	20	\$58,955	0	\$0	0	\$0	\$3,615	1	\$138	0	\$0	0	\$0	0	\$0	
Dream City Christian School	274	\$495,324	202	\$288,139	312	\$1,305,184	15	\$37,537	\$2,648	197	\$285,117	149	\$153,277	241	\$1,778,600	12	\$18,000	
Dynamite Montessori School	17	\$50,728	13	\$35,695	0	\$0	0	\$0	\$2,881	0	\$0	0	\$0	0	\$0	0	\$0	
East Fork Lutheran School	2	\$13,466	1	\$5,000	0	\$0	0	\$0	\$6,155	6	\$5,280	4	\$2,443	0	\$0	0	\$0	
East Valley Jewish Day School	1	\$2,570	1	\$2,000	0	\$0	0	\$0	\$2,285	0	\$0	0	\$0	0	\$0	0	\$0	
El Dorado Private School	0	\$0	0	\$0	0	\$0	0	\$0	0	1	\$1,781	0	\$0	0	\$0	0	\$0	
Emmanuel Christian Academy	20	\$46,010	16	\$23,187	41	\$175,828	0	\$0	\$3,182	50	\$33,613	36	\$13,084	11	\$160,900	0	\$0	
Emmanuel Lutheran School	2	\$1,251	1	\$1,139	2	\$4,500	0	\$0	\$1,378	88	\$233,803	79	\$132,196	1	\$2,000	0	\$0	
Emmaus Lutheran School	4	\$14,466	5	\$10,737	0	\$0	0	\$0	\$2,800	28	\$70,911	22	\$40,724	0	\$0	0	\$0	
EPIC Center for Learning School	2	\$7,766	0	\$0	3	\$10,500	3	\$10,409	\$3,584	1	\$16,341	1	\$17,465	0	\$0	0	\$0	
Faith Christian Academy	15	\$19,361	11	\$10,532	18	\$98,800	0	\$0	\$2,925	6	\$8,917	4	\$2,927	8	\$85,200	0	\$0	
Faith Christian School	91	\$221,248	60	\$103,300	17	\$55,858	3	\$6,500	\$2,263	77	\$123,563	40	\$30,292	10	\$59,600	0	\$0	
Faith Community Academy	11	\$11,073	11	\$6,209	8	\$24,065	0	\$0	\$1,378	27	\$81,269	24	\$37,699	4	\$64,600	0	\$0	
Faith Lutheran School	30	\$76,474	26	\$40,526	4	\$3,750	0	\$0	\$2,013	39	\$69,971	32	\$21,136	1	\$8,000	0	\$0	
Family Life Academy	27	\$46,822	32	\$17,959	21	\$74,299	1	\$360	\$1,721	24	\$59,478	27	\$19,889	4	\$64,600	0	\$0	
Family of Christ Learning Center	11	\$18,611	10	\$13,588	0	\$0	0	\$0	\$1,533	0	\$0	0	\$0	0	\$0	0	\$0	
First Baptist Christian Academy	16	\$49,868	15	\$24,849	3	\$18,300	0	\$0	\$2,736	79	\$155,157	58	\$103,020	2	\$32,300	0	\$0	
First Southern Christian School	4	\$7,552	2	\$4,716	2	\$11,100	1	\$1,000	\$2,708	3	\$2,681	6	\$5,166	2	\$25,600	0	\$0	
Flagstaff Academy	4	\$12,000	4	\$11,000	0	\$0	0	\$0	\$2,875	0	\$0	0	\$0	0	\$0	0	\$0	
Flagstaff Community Christian School	157	\$300,980	134	\$192,422	127	\$663,996	13	\$33,301	\$2,763	113	\$187,870	101	\$125,952	82	\$779,200	5	\$6,000	
Foundation for Blind Children	16	\$123,917	16	\$68,508	3	\$18,900	16	\$370,138	\$11,401	1	\$20	1	\$20	0	\$0	0	\$0	
Fourteen Six Christian Academy	6	\$10,302	3	\$8,583	7	\$20,900	0	\$0	\$2,487	15	\$17,936	9	\$8,786	4	\$52,100	0	\$0	
Freedom Christian Academy (San Tan Valley)	0	\$0	0	\$0	0	\$0	0	\$0	0	2	\$268	0	\$0	0	\$0	0	\$0	
Freedom Christian Academy (Yuma)	4	\$11,583	3	\$4,987	30	\$129,905	0	\$0	\$3,959	4	\$5,917	4	\$5,562	0	\$0	0	\$0	
Fusion Academy	8	\$10,903	5	\$14,355	3	\$8,463	2	\$2,000	\$1,984	1	\$9,048	1	\$6,657	1	\$2,000	0	\$0	
Gary K. Herberger Young Scholar's Academy	46	\$219,276	55	\$198,569	21	\$108,595	3	\$7,609	\$4,272	34	\$131,037	42	\$104,193	19	\$43,595	4	\$9,500	
Gateway Baptist Academy	3	\$4,190	4	\$9,810	0	\$0	0	\$0	\$2,000	7	\$6,708	6	\$4,220	3	\$42,600	0	\$0	
Gethsemane Christian Academy	6	\$23,222	6	\$12,064	5	\$16,000	0	\$0	\$3,017	8	\$5,395	7	\$4,095	0	\$0	0	\$0	
Gethsemane Lutheran School	1	\$900	0	\$0	0	\$0	0	\$0	\$900	0	\$0	1	\$25	0	\$0	0	\$0	
Gila Mountain Christian Academy	1	\$1,605	1	\$20	1	\$5,900	0	\$0	\$2,508	0	\$0	0	\$0	1	\$12,800	0	\$0	
Gilbert Christian Schools	687	\$2,266,428	683	\$1,810,597	749	\$3,167,305	26	\$59,018	\$3,405	663	\$2,560,607	552	\$1,024,563	463	\$2,802,799	10	\$27,000	

Table 12
FY2024 Scholarships by Private School

Private School	FY24 Scholarships									Future Reserved Scholarships							
	Original Individual		Switcher Individual		Low-Income Corporate		Disabled/Displaced Corporate		Total Average	Original Individual		Switcher Individual		Low-Income Corporate		Disabled/Displaced Corporate	
	Number	\$ Amount	Number	\$ Amount	Number	\$ Amount	Number	\$ Amount	Scholarship	Number	\$ Amount	Number	\$ Amount	Number	\$ Amount	Number	\$ Amount
Glendale Christian Academy	0	\$0	0	\$0	0	\$0	0	\$0	\$0	63	\$62,531	30	\$27,072	0	\$0	0	\$0
Glenview Adventist Academy	54	\$18,194	7	\$4,095	78	\$455,297	0	\$0	\$3,436	4	\$6,459	1	\$25	68	\$1,100,200	0	\$0
God's Garden Child Development Center	1	\$3,656	1	\$3,394	0	\$0	0	\$0	\$3,525	3	\$2,648	2	\$1,507	0	\$0	0	\$0
Golladay School	20	\$187,665	19	\$176,775	6	\$36,000	0	\$0	\$8,899	0	\$0	0	\$0	0	\$0	0	\$0
Gospel Outreach Christian School	1	\$2,771	0	\$0	9	\$36,256	0	\$0	\$3,903	0	\$0	0	\$0	9	\$154,800	0	\$0
Grace Christian Academy	197	\$453,229	183	\$379,977	131	\$330,722	13	\$36,738	\$2,291	146	\$583,914	114	\$199,678	41	\$327,000	0	\$0
Grace Fellowship Academy	18	\$49,741	16	\$36,977	0	\$0	0	\$0	\$2,551	74	\$197,256	52	\$70,112	0	\$0	0	\$0
Grace Lutheran School	18	\$53,404	17	\$32,736	27	\$157,233	0	\$0	\$3,925	47	\$65,472	32	\$29,803	19	\$304,500	0	\$0
Grace Montessori School	2	\$1,766	2	\$1,756	0	\$0	0	\$0	\$881	0	\$0	0	\$0	0	\$0	0	\$0
GracePointe Christian Academy (Chapel in the Hills)	1	\$2,087	2	\$7,913	5	\$21,806	0	\$0	\$3,976	4	\$3,768	3	\$2,505	4	\$51,200	0	\$0
Great Hearts Catalyst	17	\$21,922	17	\$11,826	14	\$74,475	0	\$0	\$2,255	16	\$25,126	14	\$6,275	8	\$113,600	0	\$0
Great Hearts Christos	19	\$24,428	20	\$16,023	1	\$6,100	1	\$5,564	\$1,271	22	\$46,914	15	\$15,613	16	\$232,500	0	\$0
Greenhouse Montessori School	4	\$8,335	4	\$8,830	0	\$0	0	\$0	\$2,146	0	\$0	0	\$0	0	\$0	0	\$0
Greenway Academy	8	\$29,000	7	\$23,000	1	\$6,000	0	\$0	\$3,625	2	\$22,000	1	\$6,000	2	\$39,000	0	\$0
Guidepost Montessori at Goodyear	42	\$154,770	40	\$120,193	33	\$148,900	1	\$5,122	\$3,698	0	\$0	0	\$0	14	\$191,800	0	\$0
Guidepost Montessori at North Scottsdale	6	\$13,480	5	\$10,537	6	\$28,715	0	\$0	\$3,102	1	\$2,285	1	\$2,330	5	\$86,300	0	\$0
Guiding Light Christian Educational Center (GLCP)	17	\$29,386	14	\$12,399	3	\$750	0	\$0	\$1,251	5	\$1,963	5	\$3,150	0	\$0	0	\$0
Hand in Hand Christian School	2	\$2,230	1	\$2,105	4	\$9,855	0	\$0	\$2,027	1	\$1,256	1	\$1,249	0	\$0	0	\$0
Heart Cry Christian Academy	8	\$22,059	8	\$19,025	4	\$8,000	0	\$0	\$2,454	37	\$115,042	39	\$61,126	0	\$0	0	\$0
Heartwood Montessori	11	\$47,120	6	\$28,500	6	\$25,500	0	\$0	\$4,397	0	\$0	0	\$0	0	\$0	0	\$0
Herencia Guadalupe Lab School	1	\$2,995	1	\$2,763	1	\$750	0	\$0	\$2,169	0	\$0	0	\$0	0	\$0	0	\$0
Heritage Montessori	1	\$3,605	1	\$4,200	1	\$6,100	0	\$0	\$4,635	0	\$0	0	\$0	2	\$38,500	0	\$0
Highlands Latin School	1	\$1,074	1	\$780	0	\$0	0	\$0	\$927	2	\$1,450	4	\$2,199	0	\$0	0	\$0
Holbrook Adventist Indian School	48	\$29,247	0	\$0	2	\$8,857	0	\$0	\$762	0	\$0	0	\$0	0	\$0	0	\$0
Holy Family Academy	3	\$13,255	4	\$5,195	4	\$20,900	0	\$0	\$3,577	1	\$7,654	1	\$1,292	10	\$74,000	0	\$0
Hope Academy for Autism	1	\$4,280	1	\$3,721	3	\$14,759	3	\$96,241	\$14,875	0	\$0	0	\$0	0	\$0	0	\$0
HOPE Christian Academy	6	\$9,661	9	\$25,534	6	\$15,500	0	\$0	\$1,319	79	\$256,178	63	\$113,029	0	\$0	0	\$0
Imago Dei Middle School	163	\$577,098	137	\$409,192	169	\$1,019,005	1	\$1,000	\$4,269	2	\$2,655	1	\$652	50	\$934,000	0	\$0
Immaculate Conception Catholic School	73	\$114,297	83	\$55,244	189	\$787,092	1	\$4,600	\$2,778	21	\$28,604	0	\$0	4	\$64,600	0	\$0
Immaculate Conception School	51	\$100,349	38	\$35,123	265	\$923,214	12	\$112,592	\$3,200	8	\$36,800	89	\$295,992	76	\$254,700	2	\$13,456
Immaculate Heart Academy	61	\$91,608	60	\$47,205	58	\$222,960	6	\$17,620	\$2,051	18	\$64,889	19	\$43,238	1	\$14,600	0	\$0
Immaculate Heart High School	39	\$109,778	29	\$72,184	31	\$159,444	2	\$8,100	\$3,460	2	\$1,102	2	\$30	0	\$0	0	\$0
Immaculate Heart of Mary School	3	\$8,500	0	\$0	12	\$73,200	0	\$0	\$5,447	0	\$0	0	\$0	0	\$0	0	\$0
Inspire Kids Montessori	15	\$34,000	15	\$21,570	0	\$0	0	\$0	\$1,852	13	\$41,108	13	\$19,145	0	\$0	0	\$0
Integrative Learning Academy	0	\$0	0	\$0	0	\$0	0	\$0	\$0	4	\$7,817	1	\$2,967	0	\$0	0	\$0
Intermountain Academy	1	\$5,000	0	\$0	9	\$86,500	17	\$423,338	\$19,068	0	\$0	0	\$0	0	\$0	0	\$0
International School of Arizona	32	\$130,298	26	\$88,580	17	\$87,627	0	\$0	\$4,087	3	\$3,378	2	\$3,132	12	\$115,800	0	\$0
International School of Tucson	82	\$216,916	74	\$127,954	82	\$352,454	0	\$0	\$2,930	19	\$48,416	11	\$29,382	37	\$351,000	0	\$0
Ironwood Hill School	3	\$4,653	4	\$8,306	12	\$54,728	3	\$3,000	\$3,213	1	\$500	2	\$300	8	\$128,100	0	\$0
Jewell School	4	\$6,392	3	\$2,684	0	\$0	0	\$0	\$1,297	4	\$1,309	4	\$732	0	\$0	0	\$0
Kinderbugs	1	\$2,240	1	\$1,115	0	\$0	0	\$0	\$1,678	0	\$0	0	\$0	0	\$0	0	\$0
Kino Learning Center	17	\$44,542	15	\$22,202	7	\$27,395	1	\$6,900	\$2,526	4	\$3,667	2	\$1,211	4	\$36,800	0	\$0
Lamb's Gate Christian School	2	\$6,929	0	\$0	0	\$0	0	\$0	\$3,464	0	\$0	0	\$0	0	\$0	0	\$0
Lamplighters Chabad Day School of Tucson	11	\$18,345	2	\$955	47	\$141,200	0	\$0	\$2,675	0	\$0	0	\$0	4	\$24,600	0	\$0
Latch School - ACEL	14	\$53,598	15	\$25,879	14	\$63,795	6	\$127,717	\$5,530	5	\$11,610	2	\$3,000	0	\$0	0	\$0
Lauren's Institute for Education School (LIFE)	19	\$32,306	14	\$15,879	39	\$263,850	47	\$864,547	\$9,887	3	\$12,500	7	\$5,598	10	\$96,200	5	\$31,617
Lead AZ Private School	5	\$48,100	5	\$40,700	2	\$15,300	0	\$0	\$8,675	0	\$0	0	\$0	0	\$0	0	\$0
Lehi Montessori	3	\$2,944	4	\$3,297	5	\$18,992	0	\$0	\$2,103	3	\$1,363	1	\$354	2	\$3,000	0	\$0
Liberty Baptist Christian Academy	0	\$0	0	\$0	1	\$2,700	0	\$0	\$2,700	3	\$338	3	\$214	0	\$0	0	\$0
Liberty Youth Academy	2	\$8,500	2	\$3,800	1	\$500	0	\$0	\$2,560	2	\$7,861	2	\$2,928	0	\$0	0	\$0
Life Christian Academy	2	\$7,008	2	\$9,118	0	\$0	0	\$0	\$4,032	19	\$36,117	15	\$15,685	0	\$0	0	\$0
Light of Christ Christian Academy	10	\$46,827	11	\$34,448	4	\$11,000	0	\$0	\$3,691	11	\$26,914	7	\$5,785	2	\$3,000	0	\$0
Lion of Judah Christian School	1	\$3,400	0	\$0	0	\$0	0	\$0	\$3,400	0	\$0	0	\$0	2	\$4,000	0	\$0
Logos Christian Academy	16	\$37,486	12	\$20,315	11	\$43,500	0	\$0	\$2,597	45	\$87,890	38	\$38,601	4	\$53,050	0	\$0
Loretto Catholic School	64	\$61,140	33	\$29,794	188	\$849,406	0	\$0	\$3,299	0	\$0	0	\$0	93	\$1,517,500	0	\$0
Lourdes Catholic School	51	\$129,731	24	\$44,208	84	\$362,069	0	\$0	\$3,371	0	\$0	0	\$0	7	\$113,800	0	\$0
Loyola Academy	20	\$124,800	69	\$408,000	68	\$415,280	0	\$0	\$6,039	21	\$199,700	64	\$983,200	125	\$787,500	0	\$0
Lumos Arts Academy	1	\$1,040	2	\$2,352	7	\$11,750	0	\$0	\$1,514	7	\$4,417	11	\$1,097	0	\$0	0	\$0
Maranatha Christian Academy	0	\$0	0	\$0	7	\$39,913	0	\$0	\$5,702	1	\$1,357	0	\$0	4	\$78,500	0	\$0
Maricopa Village Christian School	4	\$10,755	4	\$6,100	0	\$0	0	\$0	\$2,107	1	\$493	0	\$0	0	\$0	0	\$0
Menachem Mendel Academy	7	\$21,395	8	\$31,350	5	\$27,400	0	\$0	\$4,007	0	\$0	0	\$0	0	\$0	0	\$0
Mesa Christian Academy	7	\$20,786	6	\$11,697	0	\$0	0	\$0	\$2,499	11	\$14,641	10	\$8,647	0	\$0	0	\$0

Table 12
FY2024 Scholarships by Private School

Private School	FY24 Scholarships									Future Reserved Scholarships								
	Original Individual		Switcher Individual		Low-Income Corporate		Disabled/Displaced Corporate		Total Average	Original Individual		Switcher Individual		Low-Income Corporate		Disabled/Displaced Corporate		
	Number	\$ Amount	Number	\$ Amount	Number	\$ Amount	Number	\$ Amount	Scholarship	Number	\$ Amount	Number	\$ Amount	Number	\$ Amount	Number	\$ Amount	
Montessori Center School	2	\$13,488	2	\$5,333	0	\$0	0	\$0	\$4,705	0	\$0	0	\$0	0	\$0	0	\$0	
Montessori Children's House	3	\$13,945	3	\$11,409	0	\$0	0	\$0	\$4,226	0	\$0	0	\$0	0	\$0	0	\$0	
Montessori in the Park	0	\$0	0	\$0	0	\$0	0	\$0	\$0	1	\$246	1	\$344	0	\$0	0	\$0	
Montessori International School	21	\$32,400	26	\$36,610	28	\$131,305	0	\$0	\$2,671	5	\$5,000	4	\$3,500	6	\$87,400	0	\$0	
Most Holy Trinity Catholic School	15	\$23,108	13	\$15,168	30	\$103,550	0	\$0	\$2,445	53	\$75,071	25	\$32,334	30	\$154,300	0	\$0	
Mount Zion Christian Academy	4	\$11,072	3	\$9,313	2	\$614	0	\$0	\$2,333	3	\$3,332	2	\$1,356	0	\$0	0	\$0	
Mountain Christian School	34	\$64,156	49	\$46,018	46	\$133,495	0	\$0	\$1,889	52	\$114,715	58	\$51,229	24	\$130,983	0	\$0	
Mountain View Academy	1	\$954	1	\$20	0	\$0	0	\$0	\$487	0	\$0	6	\$120	0	\$0	0	\$0	
Native American Christian Academy	23	\$41,444	20	\$18,100	24	\$70,000	0	\$0	\$1,933	27	\$37,500	19	\$19,500	3	\$6,000	0	\$0	
Nature's Path Montessori	0	\$0	0	\$0	1	\$500	0	\$0	\$500	0	\$0	0	\$0	0	\$0	0	\$0	
Navajo Christian Preparatory Academy	18	\$119,116	14	\$59,571	1	\$20	0	\$0	\$5,415	2	\$6,401	7	\$10,593	0	\$0	0	\$0	
New Covenant Lutheran Preschool & Kindergarten	23	\$47,635	21	\$35,733	0	\$0	0	\$0	\$1,895	4	\$4,787	3	\$2,476	1	\$5,000	0	\$0	
New Vistas Center for Education	166	\$891,974	154	\$631,837	4	\$2,600	1	\$1,000	\$4,700	95	\$793,686	85	\$483,457	2	\$3,500	0	\$0	
New Way Learning Academy	137	\$449,653	127	\$303,327	96	\$353,195	72	\$399,130	\$3,485	58	\$160,206	59	\$73,843	83	\$402,500	14	\$50,580	
Nischmat Adin - Shalhevet	2	\$4,500	0	\$0	6	\$47,400	0	\$0	\$6,488	0	\$0	0	\$0	7	\$44,100	0	\$0	
Noah's Ark Preschool & Kindergarten	9	\$20,856	9	\$13,003	0	\$0	0	\$0	\$1,881	3	\$3,166	4	\$1,824	0	\$0	0	\$0	
Noor Academy of Arizona	52	\$135,275	8	\$23,500	47	\$243,975	0	\$0	\$3,764	0	\$0	0	\$0	32	\$515,700	0	\$0	
North Phoenix Baptist Kindergarten	7	\$24,343	7	\$15,237	0	\$0	0	\$0	\$2,827	5	\$15,902	6	\$14,046	0	\$0	0	\$0	
North Valley Christian Academy (Cross of Christ)	182	\$394,049	154	\$284,693	164	\$749,281	12	\$38,459	\$2,864	263	\$554,028	199	\$282,932	90	\$680,080	1	\$7,038	
Northland Christian School	38	\$50,102	29	\$36,060	35	\$169,836	1	\$2,000	\$2,505	34	\$38,606	31	\$19,069	28	\$313,000	0	\$0	
Northminster Christian School	0	\$0	0	\$0	0	\$0	0	\$0	\$0	1	\$2,247	1	\$2,234	0	\$0	0	\$0	
Northwest Christian School	805	\$1,903,229	662	\$1,377,544	417	\$1,055,957	7	\$22,399	\$2,305	993	\$2,407,079	776	\$1,284,485	201	\$1,557,400	5	\$7,500	
Notre Dame Preparatory	452	\$2,182,295	402	\$1,356,167	120	\$736,946	14	\$68,808	\$4,397	160	\$838,754	158	\$289,282	75	\$581,900	10	\$56,008	
Our Lady of Mt. Carmel School	32	\$77,773	26	\$41,819	33	\$84,520	1	\$3,300	\$2,254	185	\$611,111	167	\$481,010	33	\$180,693	1	\$6,650	
Our Lady of Perpetual Help Catholic School	242	\$286,873	250	\$390,995	583	\$1,492,324	11	\$42,145	\$2,037	113	\$249,923	180	\$246,081	178	\$736,828	9	\$53,455	
Our Lady of Sorrows Academy	2	\$6,500	0	\$0	0	\$0	0	\$0	\$3,250	59	\$57,935	42	\$24,230	30	\$19,034	0	\$0	
Our Lady of the Lake	21	\$60,750	11	\$19,425	12	\$26,200	0	\$0	\$2,418	13	\$19,476	11	\$31,968	9	\$27,000	0	\$0	
Our Mother of Sorrows Catholic School	94	\$143,595	66	\$78,040	200	\$995,930	2	\$13,270	\$3,400	6	\$9,704	3	\$5,923	55	\$838,000	0	\$0	
Page Christian School	5	\$7,848	4	\$7,798	0	\$0	0	\$0	\$1,738	9	\$7,197	3	\$2,257	0	\$0	0	\$0	
Palm Valley Montessori	24	\$167,400	26	\$255,029	8	\$29,900	0	\$0	\$7,799	2	\$289	0	\$0	3	\$31,600	0	\$0	
Paradise for Tots Christian Kindergarten	4	\$12,961	4	\$5,702	1	\$4,500	0	\$0	\$2,574	0	\$0	0	\$0	0	\$0	0	\$0	
Paradise Valley Christian Preparatory	168	\$366,932	122	\$228,117	160	\$352,560	8	\$21,654	\$2,116	72	\$117,476	57	\$76,817	13	\$65,330	1	\$5,000	
Pardes Jewish Day School	175	\$629,629	162	\$925,870	96	\$380,001	3	\$8,414	\$4,459	117	\$301,359	99	\$274,678	35	\$362,018	0	\$0	
PATH Academy at the Ranch	7	\$21,332	5	\$18,676	4	\$5,010	0	\$0	\$2,814	0	\$0	0	\$0	0	\$0	0	\$0	
Pathways School	8	\$12,521	6	\$3,196	10	\$29,950	5	\$19,122	\$2,234	6	\$9,892	6	\$8,009	1	\$3,500	4	\$12,000	
Pathways School - Gilbert	2	\$3,094	1	\$1,171	8	\$11,000	7	\$44,533	\$3,322	1	\$590	1	\$587	0	\$0	0	\$0	
Pathways School-Gilbert	1	\$1,555	8	\$8,903	10	\$52,850	3	\$7,160	\$3,203	0	\$0	0	\$0	0	\$0	0	\$0	
Payson Community Christian School	67	\$214,092	98	\$133,392	36	\$155,628	2	\$3,994	\$2,498	97	\$184,198	62	\$70,581	0	\$0	0	\$0	
Peace Academic Center	3	\$16,918	2	\$6,478	1	\$5	0	\$0	\$3,900	0	\$0	0	\$0	0	\$0	0	\$0	
Peridot Lutheran Elementary	2	\$9,389	1	\$5,164	0	\$0	0	\$0	\$4,851	10	\$5,454	5	\$3,240	0	\$0	0	\$0	
Phoenix Christian Preparatory Schools	265	\$231,381	219	\$137,288	697	\$3,512,664	24	\$96,312	\$3,301	197	\$315,188	161	\$129,756	160	\$1,602,900	0	\$0	
Phoenix Christian School K-8	50	\$86,497	40	\$78,852	9	\$32,705	1	\$1,000	\$1,991	102	\$325,615	69	\$146,994	7	\$57,900	0	\$0	
Phoenix Country Day School	192	\$683,536	167	\$506,755	293	\$1,976,381	0	\$0	\$4,857	50	\$448,034	49	\$373,894	200	\$4,838,700	0	\$0	
Phoenix Hebrew Academy	29	\$103,195	30	\$82,143	197	\$984,245	3	\$11,877	\$4,562	16	\$14,216	14	\$13,263	19	\$199,900	0	\$0	
Pilgrim Lutheran School	5	\$29,842	4	\$13,312	0	\$0	0	\$0	\$4,795	28	\$97,123	23	\$47,357	0	\$0	0	\$0	
Pleasantview Christian Elementary	0	\$0	0	\$0	0	\$0	0	\$0	\$0	3	\$1,265	2	\$271	0	\$0	0	\$0	
Prescott Adventist Christian School	9	\$17,429	4	\$6,470	12	\$60,578	1	\$300	\$3,261	0	\$0	0	\$0	7	\$99,900	0	\$0	
Primavera School	24	\$90,393	17	\$31,777	3	\$2,500	0	\$0	\$2,833	2	\$6,098	3	\$5,161	0	\$0	0	\$0	
PS Academy Arizona	30	\$75,468	20	\$54,434	40	\$199,221	15	\$94,054	\$4,030	4	\$11,790	2	\$5,685	7	\$42,800	1	\$5,000	
Psalms Learning Center	0	\$0	1	\$1,334	0	\$0	0	\$0	\$1,334	3	\$57,276	3	\$30,537	0	\$0	0	\$0	
Pusch Ridge Christian Academy	630	\$1,800,470	551	\$1,159,145	801	\$3,314,698	24	\$73,816	\$3,165	616	\$2,442,809	484	\$1,146,928	183	\$1,578,406	2	\$3,000	
Quality Interactive Montessori	3	\$14,715	2	\$4,170	0	\$0	0	\$0	\$3,777	0	\$0	0	\$0	0	\$0	0	\$0	
Queen of All Saints	1	\$4,563	0	\$0	1	\$4,563	0	\$0	\$4,563	0	\$0	0	\$0	0	\$0	0	\$0	
Queen of Peace Catholic School	18	\$67,976	23	\$78,284	121	\$569,290	0	\$0	\$4,417	45	\$82,378	43	\$31,130	90	\$753,000	0	\$0	
Rahmah Academy	10	\$55,000	8	\$41,000	0	\$0	0	\$0	\$5,333	12	\$54,035	15	\$50,560	7	\$8,325	0	\$0	
Rancho Solano Schools	43	\$248,152	44	\$219,215	1	\$4,717	0	\$0	\$5,365	4	\$2,956	2	\$1,330	2	\$16,000	0	\$0	
Redeemer Christian School (Stapley)	65	\$94,392	63	\$44,288	38	\$87,267	2	\$7,900	\$1,392	25	\$30,948	23	\$11,715	11	\$135,302	0	\$0	
Redeemer Lutheran School	23	\$48,220	23	\$41,384	7	\$20,550	0	\$0	\$2,078	86	\$304,033	65	\$164,552	8	\$98,000	0	\$0	
Regina Caeli Academy	1	\$1,990	1	\$50	1	\$4,080	0	\$0	\$2,040	3	\$22,143	3	\$7,900	0	\$0	0	\$0	
Renaissance Academy Tucson	0	\$0	0	\$0	1	\$1,000	1	\$6,414	\$3,707	0	\$0	0	\$0	0	\$0	0	\$0	
Resurrection Lutheran Child Development Center	7	\$44,494	8	\$36,506	0	\$0	0	\$0	\$5,400	2	\$1,748	3	\$3,139	0	\$0	0	\$0	
RISE Phoenix	5	\$23,550	5	\$21,450	0	\$0	0	\$0	\$4,500	0	\$0	0	\$0	0	\$0	0	\$0	

Table 12
FY2024 Scholarships by Private School

Private School	FY24 Scholarships									Future Reserved Scholarships								
	Original Individual		Switcher Individual		Low-Income Corporate		Disabled/Displaced Corporate		Total Average	Original Individual		Switcher Individual		Low-Income Corporate		Disabled/Displaced Corporate		
	Number	\$ Amount	Number	\$ Amount	Number	\$ Amount	Number	\$ Amount	Scholarship	Number	\$ Amount	Number	\$ Amount	Number	\$ Amount	Number	\$ Amount	
RISE Resource Center	1	\$14,094	2	\$8,275	2	\$4,000	2	\$37,695	\$9,152	0	\$0	0	\$0	0	\$0	0	\$0	
Risen Savior Lutheran School	25	\$99,279	27	\$48,640	0	\$0	0	\$0	\$2,845	2	\$2,285	0	\$0	0	\$0	0	\$0	
Running River School	10	\$28,216	10	\$15,601	20	\$87,580	0	\$0	\$3,285	12	\$26,064	10	\$12,937	1	\$1,500	0	\$0	
S A R R C Community School	4	\$14,442	3	\$5,266	1	\$6,100	0	\$0	\$3,226	3	\$22,299	2	\$1,515	0	\$0	0	\$0	
Sacred Heart Catholic School	40	\$156,246	26	\$104,129	20	\$40,625	0	\$0	\$3,500	28	\$50,859	20	\$105,300	27	\$81,500	0	\$0	
Sacred Heart Catholic School-Nogales	11	\$35,996	13	\$15,782	26	\$134,367	0	\$0	\$3,723	0	\$0	0	\$0	2	\$32,300	0	\$0	
Saguaro Hills Adventist Christian School	9	\$7,994	9	\$14,276	3	\$15,013	0	\$0	\$1,775	1	\$889	0	\$0	1	\$19,500	0	\$0	
Saguaro Hills Adventist Christian School	0	\$0	0	\$0	3	\$13,696	0	\$0	\$4,565	0	\$0	0	\$0	0	\$0	0	\$0	
Salpointe Catholic High School	868	\$2,213,069	897	\$1,829,129	823	\$3,486,533	10	\$11,220	\$2,902	251	\$1,249,628	221	\$722,521	74	\$999,430	0	\$0	
San Francisco de Asis Catholic School	69	\$143,485	64	\$102,160	59	\$90,907	1	\$6,200	\$1,776	55	\$209,615	46	\$136,234	29	\$61,000	0	\$0	
San Miguel High School	379	\$242,026	270	\$136,174	493	\$1,760,286	2	\$992	\$1,870	11	\$19,785	12	\$15,388	3	\$21,700	0	\$0	
San Xavier Mission School	0	\$0	0	\$0	1	\$2,000	0	\$0	\$2,000	0	\$0	0	\$0	0	\$0	0	\$0	
Santa Cruz Catholic School	108	\$130,298	92	\$88,744	305	\$809,320	2	\$2,000	\$2,032	2	\$4,681	2	\$1,073	8	\$89,500	0	\$0	
Satori	14	\$54,779	14	\$31,701	10	\$13,108	0	\$0	\$2,621	0	\$0	0	\$0	0	\$0	0	\$0	
Scottsdale Christian Academy	522	\$1,464,967	459	\$1,129,086	197	\$757,418	8	\$24,731	\$2,847	425	\$1,060,698	357	\$717,088	83	\$517,140	7	\$21,000	
Seton Catholic High School	329	\$965,273	310	\$498,468	214	\$1,056,403	54	\$206,368	\$3,006	304	\$1,032,403	306	\$572,989	150	\$1,355,073	27	\$170,796	
Shade Tree Academy	6	\$20,330	5	\$13,370	6	\$36,600	4	\$24,399	\$4,509	0	\$0	0	\$0	0	\$0	0	\$0	
Shearim Torah High School	19	\$35,255	33	\$28,204	159	\$833,019	3	\$19,409	\$4,280	11	\$28,205	3	\$11,872	48	\$613,100	0	\$0	
Sheila's Christian Academy "Minds in Motion"	0	\$0	0	\$0	0	\$0	0	\$0	\$0	1	\$1,172	1	\$1,117	0	\$0	0	\$0	
Shepherd of the Desert Lutheran School	0	\$0	0	\$0	0	\$0	0	\$0	\$0	3	\$1,576	3	\$1,568	0	\$0	0	\$0	
Sonshine Christian School	8	\$17,920	7	\$6,203	21	\$113,439	0	\$0	\$3,821	0	\$0	1	\$598	20	\$309,600	0	\$0	
Southwest Christian School	10	\$18,546	6	\$16,105	14	\$71,000	0	\$0	\$3,522	42	\$64,211	34	\$38,209	3	\$53,600	0	\$0	
Spirit of Hope Montessori	2	\$4,151	2	\$6,114	1	\$6,100	0	\$0	\$3,273	0	\$0	0	\$0	0	\$0	0	\$0	
Ss. Peter and Paul Catholic School	70	\$183,847	46	\$85,255	77	\$314,677	0	\$0	\$3,025	33	\$130,840	29	\$83,749	22	\$367,900	0	\$0	
Ss. Simon and Jude School	180	\$275,446	157	\$222,554	576	\$1,708,784	4	\$12,322	\$2,420	274	\$224,710	223	\$258,081	231	\$603,620	2	\$10,686	
St. Agnes Catholic School	71	\$86,513	45	\$51,697	157	\$390,064	1	\$2,782	\$1,938	77	\$79,221	58	\$81,295	69	\$184,190	1	\$6,413	
St. Ambrose School	70	\$89,734	54	\$64,804	148	\$472,869	3	\$9,318	\$2,315	9	\$34,620	7	\$19,386	43	\$659,300	0	\$0	
St. Andrew's Kindergarten	19	\$48,405	20	\$31,477	0	\$0	0	\$0	\$2,048	2	\$3,610	3	\$3,611	0	\$0	0	\$0	
St. Anthony Catholic School	37	\$142,215	68	\$79,635	289	\$703,455	0	\$0	\$2,348	2	\$25,571	2	\$4,804	0	\$0	0	\$0	
St. Anthony of Padua Catholic School	67	\$125,381	38	\$53,098	50	\$183,689	0	\$0	\$2,337	0	\$0	0	\$0	16	\$234,100	0	\$0	
St. Augustine Catholic High School	95	\$234,359	190	\$205,343	633	\$2,182,593	25	\$135,585	\$2,924	19	\$44,196	17	\$32,246	63	\$926,100	0	\$0	
St. Catherine of Sienna Catholic School	41	\$48,204	34	\$20,406	89	\$212,470	2	\$8,522	\$1,745	29	\$20,788	26	\$35,697	26	\$30,640	2	\$11,772	
St. Charles Apache School	33	\$170,120	29	\$99,890	46	\$217,710	0	\$0	\$4,516	0	\$0	0	\$0	0	\$0	0	\$0	
St. Cyril Catholic School	92	\$228,790	82	\$119,334	184	\$941,002	3	\$16,872	\$3,618	44	\$132,564	37	\$102,914	29	\$429,400	4	\$0	
St. Dominic Savio Academy	1	\$9,708	1	\$18,611	0	\$0	0	\$0	\$14,159	1	\$22,375	1	\$5,000	0	\$0	0	\$0	
St. Elizabeth Ann Seton Catholic School	56	\$120,610	57	\$80,354	55	\$154,100	0	\$0	\$2,113	41	\$132,890	32	\$76,849	14	\$194,900	0	\$0	
St. Francis of Assisi School	50	\$107,359	78	\$97,823	190	\$748,987	0	\$0	\$3,001	20	\$40,340	14	\$27,382	13	\$234,400	0	\$0	
St. Francis Xavier Elementary School	125	\$256,161	108	\$197,119	194	\$619,105	6	\$19,385	\$2,521	160	\$581,527	137	\$280,167	110	\$468,660	2	\$12,826	
St. Gregory Catholic School	159	\$198,050	130	\$215,609	496	\$1,101,082	14	\$57,941	\$1,968	224	\$309,482	193	\$194,780	186	\$295,315	7	\$41,018	
St. Jerome K-8 School	53	\$48,931	53	\$38,633	174	\$554,122	1	\$3,330	\$2,295	116	\$103,442	92	\$118,322	93	\$273,491	1	\$6,650	
St. Joan of Arc Catholic Preschool	4	\$16,220	4	\$11,380	5	\$900	0	\$0	\$2,192	6	\$10,200	6	\$6,420	5	\$25	0	\$0	
St. Joan of Arc Catholic Preschool	1	\$2,355	1	\$2,345	0	\$0	0	\$0	\$2,350	0	\$0	0	\$0	0	\$0	0	\$0	
St. John Bosco Catholic School	17	\$39,120	32	\$70,075	24	\$52,718	1	\$432	\$2,194	153	\$638,559	142	\$503,421	34	\$118,767	3	\$14,759	
St. John Paul II Catholic High School	205	\$360,531	255	\$186,209	605	\$2,679,078	28	\$101,954	\$3,045	165	\$560,729	297	\$287,153	268	\$2,333,414	9	\$45,024	
St. John the Evangelist School	123	\$126,936	69	\$78,339	620	\$2,362,533	0	\$0	\$3,162	9	\$10,270	6	\$7,589	152	\$2,665,500	0	\$0	
St. John Vianney Catholic School	114	\$141,714	126	\$92,697	345	\$795,902	4	\$9,900	\$1,766	129	\$225,676	116	\$140,362	120	\$397,075	1	\$5,564	
St. John XXIII Catholic School	39	\$133,435	29	\$41,107	20	\$91,990	0	\$0	\$3,029	76	\$284,546	60	\$178,820	17	\$45,500	0	\$0	
St. Joseph Catholic School	69	\$83,375	52	\$49,684	169	\$706,425	0	\$0	\$2,895	28	\$74,202	22	\$45,473	41	\$660,000	0	\$0	
St. Louis the King Catholic School	69	\$73,212	51	\$42,732	293	\$882,700	0	\$0	\$2,418	125	\$123,692	125	\$91,098	211	\$1,404,000	6	\$33,532	
St. Mark's Early Childhood Center	1	\$2,349	1	\$1,701	0	\$0	0	\$0	\$2,025	0	\$0	0	\$0	0	\$0	0	\$0	
St. Mary Basha Catholic Elementary School	30	\$131,451	33	\$13,651	23	\$101,999	4	\$13,400	\$2,894	119	\$464,086	102	\$242,822	16	\$66,100	3	\$19,239	
St. Mary's Catholic High School	210	\$620,521	317	\$261,570	735	\$5,068,756	8	\$37,317	\$4,715	156	\$468,816	375	\$218,239	357	\$2,936,800	5	\$27,308	
St. Matthew School	120	\$176,976	107	\$107,450	426	\$1,824,145	2	\$11,100	\$3,236	121	\$101,454	107	\$145,934	108	\$63,400	2	\$12,826	
St. Michael Indian School	62	\$215,155	62	\$130,036	88	\$307,341	1	\$6,750	\$3,095	6	\$29,565	50	\$123,344	27	\$120,505	1	\$6,888	
St. Michael's Parish Day School	80	\$302,075	54	\$131,851	54	\$205,114	1	\$1,000	\$3,386	49	\$388,988	45	\$157,175	18	\$163,406	0	\$0	
St. Peter Mission School	177	\$285,376	274	\$83,866	550	\$1,346,091	0	\$0	\$1,714	162	\$120,350	148	\$156,140	158	\$386,590	0	\$0	
St. Peter's Montessori	14	\$41,015	13	\$26,571	3	\$9,380	2	\$3,980	\$2,530	9	\$69,625	3	\$3,263	0	\$0	0	\$0	
St. Theresa Elementary School	39	\$129,517	51	\$120,894	32	\$117,923	2	\$9,414	\$3,046	54	\$141,185	37	\$95,097	14	\$61,455	2	\$9,413	
St. Thomas Aquinas School	44	\$79,548	31	\$49,527	31	\$43,975	2	\$10,300	\$1,698	101	\$371,963	90	\$304,838	52	\$35,225	0	\$0	
St. Thomas the Apostle Catholic Pre-School & Kindergart	16	\$37,080	21	\$43,526	101	\$195,221	0	\$0	\$1,999	6	\$2,516	6	\$1,204	40	\$660,685	0	\$0	
St. Thomas the Apostle Catholic School	17	\$47,002	48	\$49,969	68	\$294,378	0	\$0	\$2,942	94	\$144,906	90	\$175,310	68	\$129,679	0	\$0	
St. Timothy Catholic Academy (Alma School)	52	\$95,512	51	\$63,220	87	\$198,721	5	\$31,400	\$1,994	105	\$331,360	91	\$169,455	49	\$103,993	4	\$25,652	

Table 12
FY2024 Scholarships by Private School

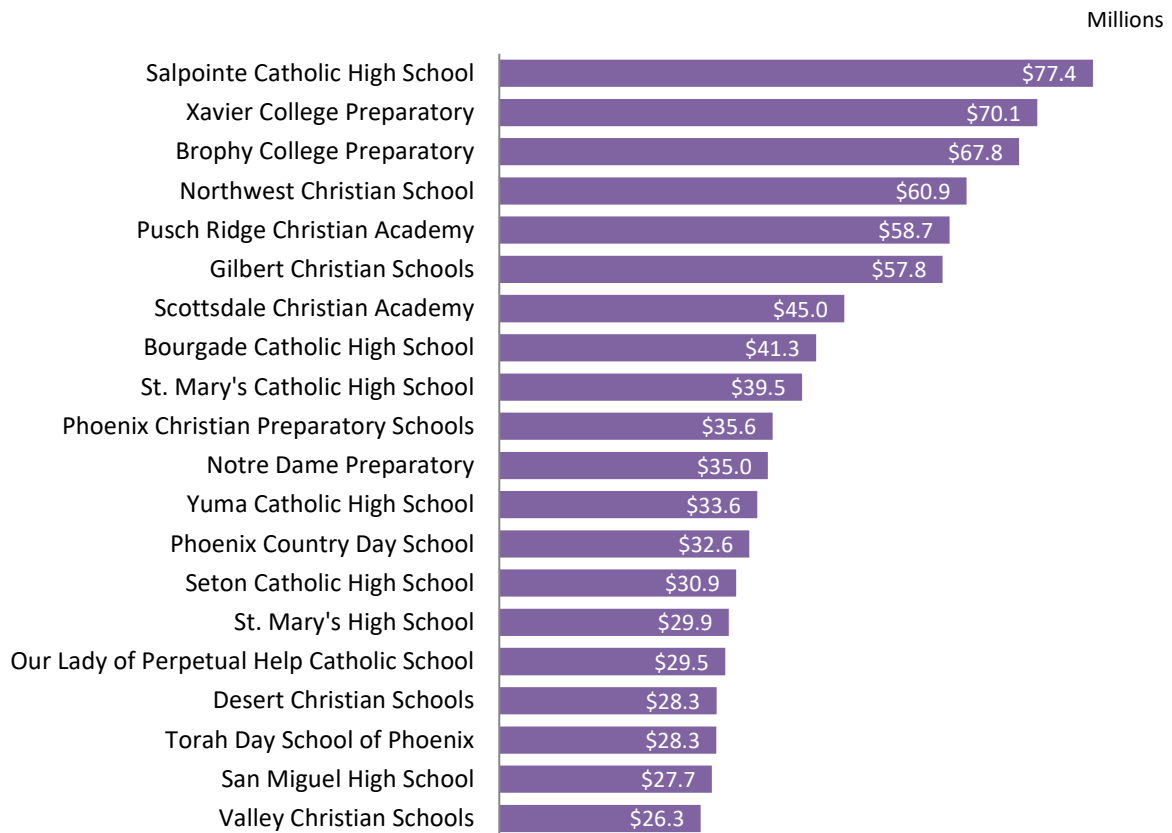
Private School	FY24 Scholarships									Future Reserved Scholarships								
	Original Individual		Switcher Individual		Low-Income Corporate		Disabled/Displaced Corporate		Total Average	Original Individual		Switcher Individual		Low-Income Corporate		Disabled/Displaced Corporate		
	Number	\$ Amount	Number	\$ Amount	Number	\$ Amount	Number	\$ Amount	Scholarship	Number	\$ Amount	Number	\$ Amount	Number	\$ Amount	Number	\$ Amount	
St. Vincent de Paul School	39	\$26,423	90	\$49,434	229	\$553,005	2	\$11,764	\$1,780	170	\$134,216	149	\$132,518	184	\$510,700	1	\$6,650	
Stepping Stones Learning Center	2	\$13,100	1	\$12,370	0	\$0	0	\$0	\$8,490	0	\$0	0	\$0	0	\$0	0	\$0	
Summit School of Ahwatukee	51	\$289,790	44	\$221,164	13	\$78,517	1	\$1,000	\$5,417	34	\$121,684	34	\$94,185	6	\$28,000	0	\$0	
Sunrays Academy	5	\$27,036	5	\$17,982	0	\$0	0	\$0	\$4,502	4	\$16,109	4	\$9,415	0	\$0	0	\$0	
Sunrise Montessori School	0	\$0	0	\$0	0	\$0	0	\$0	\$0	6	\$10,687	4	\$7,577	0	\$0	0	\$0	
Tamim Academy Arizona	0	\$0	0	\$0	0	\$0	0	\$0	\$0	0	\$0	0	\$0	9	\$54,900	0	\$0	
Tamim Academy Chandler	14	\$63,850	7	\$21,000	19	\$73,500	1	\$6,856	\$4,029	0	\$0	0	\$0	0	\$0	0	\$0	
Tanque Verde Lutheran Preschool/Kindergarten	7	\$18,439	8	\$15,311	0	\$0	0	\$0	\$2,250	4	\$3,338	1	\$1,197	0	\$0	0	\$0	
Tempe Montessori	10	\$20,555	4	\$8,505	3	\$11,500	0	\$0	\$2,386	0	\$0	0	\$0	2	\$10,640	0	\$0	
The Abbie School	18	\$31,695	19	\$26,814	31	\$130,200	22	\$113,721	\$3,360	1	\$1,500	0	\$0	12	\$103,100	4	\$10,000	
The Family School	13	\$65,583	13	\$48,120	0	\$0	2	\$2,000	\$4,132	0	\$0	0	\$0	0	\$0	0	\$0	
The Goddard School	0	\$0	1	\$1,500	0	\$0	0	\$0	\$1,500	3	\$1,850	2	\$1,000	0	\$0	0	\$0	
The Gregory School	162	\$577,608	116	\$398,775	121	\$721,658	4	\$8,022	\$4,233	29	\$142,030	28	\$101,099	2	\$18,400	0	\$0	
The IDEA School	29	\$67,024	22	\$25,752	52	\$286,924	4	\$15,500	\$3,693	2	\$13,743	2	\$5,005	4	\$64,600	0	\$0	
The Inspiration Academy	9	\$26,885	19	\$55,230	48	\$143,300	4	\$17,251	\$3,033	0	\$0	0	\$0	11	\$149,300	0	\$0	
The Jones-Gordon School	55	\$251,526	60	\$188,963	19	\$91,278	34	\$162,568	\$4,133	26	\$62,465	29	\$96,324	3	\$65,300	30	\$150,000	
The Learning Pad	0	\$0	0	\$0	1	\$3,774	0	\$0	\$3,774	0	\$0	0	\$0	0	\$0	0	\$0	
The Orme School	43	\$179,604	47	\$90,408	65	\$273,940	7	\$8,000	\$3,407	3	\$25,598	2	\$14,294	15	\$63,100	2	\$7,500	
Three Hierarchs Academy of Arizona	32	\$67,366	27	\$43,477	14	\$87,800	0	\$0	\$2,721	30	\$40,406	19	\$12,344	0	\$0	0	\$0	
Thunderbird Adventist Academy	78	\$113,487	33	\$58,728	75	\$401,751	1	\$1,000	\$3,075	30	\$32,555	8	\$4,564	60	\$804,400	0	\$0	
Thunderbird Christian Elementary School	19	\$27,183	14	\$14,124	13	\$64,626	0	\$0	\$2,303	7	\$2,041	5	\$1,857	10	\$165,100	0	\$0	
Tiping Point Academy	11	\$43,915	9	\$30,775	4	\$19,100	0	\$0	\$3,908	12	\$11,246	14	\$11,512	0	\$0	0	\$0	
Torah Day School of Phoenix	28	\$84,000	208	\$83,550	979	\$3,750,986	9	\$54,733	\$3,246	35	\$84,062	15	\$59,900	1,570	\$8,430,000	0	\$0	
Tri-City Christian Academy	48	\$100,673	53	\$69,558	35	\$74,281	0	\$0	\$1,798	55	\$89,279	46	\$50,185	11	\$86,400	0	\$0	
Trinity Christian School	220	\$542,840	243	\$358,694	201	\$653,356	1	\$1,000	\$2,340	388	\$776,968	302	\$417,722	47	\$263,200	0	\$0	
Trinity Lutheran School	75	\$187,334	73	\$120,348	15	\$47,400	1	\$5,122	\$2,196	66	\$140,336	52	\$71,181	8	\$66,200	0	\$0	
True North Academy	2	\$18,763	1	\$3,882	0	\$0	1	\$6,414	\$7,265	0	\$0	0	\$0	0	\$0	1	\$3,000	
Tucson Baptist Academy	27	\$27,481	21	\$13,891	19	\$60,298	1	\$1,000	\$1,510	12	\$12,185	16	\$7,032	5	\$67,600	0	\$0	
Tucson Hebrew Academy	97	\$401,013	114	\$330,677	72	\$337,036	4	\$6,428	\$3,746	4	\$13,077	2	\$3,155	9	\$86,100	0	\$0	
Tucson Torah Day School	0	\$0	1	\$4,300	4	\$24,400	0	\$0	\$5,740	0	\$0	0	\$0	0	\$0	0	\$0	
Tucson Waldorf School	91	\$201,461	111	\$159,844	173	\$518,019	2	\$2,630	\$2,339	14	\$85,689	14	\$39,525	95	\$931,600	0	\$0	
United Christian School	28	\$15,217	22	\$11,925	33	\$190,218	0	\$0	\$2,619	32	\$28,126	25	\$10,200	1	\$3,500	0	\$0	
Upward for Children and Families	0	\$0	0	\$0	0	\$0	0	\$0	\$0	1	\$460	0	\$0	0	\$0	0	\$0	
Valiant College Preparatory	58	\$639,732	54	\$386,198	26	\$183,100	1	\$2,823	\$8,718	0	\$0	0	\$0	0	\$0	0	\$0	
Valley Baptist School	1	\$1,425	5	\$456	0	\$0	0	\$0	\$313	14	\$13,710	10	\$7,003	0	\$0	0	\$0	
Valley Christian High School	0	\$0	0	\$0	50	\$304,991	0	\$0	\$6,100	1	\$40,000	0	\$0	0	\$0	0	\$0	
Valley Christian Schools	608	\$2,126,270	506	\$1,397,507	264	\$1,341,632	34	\$75,463	\$3,499	538	\$1,921,886	377	\$822,866	158	\$1,686,100	4	\$7,500	
Valley Lutheran High School	88	\$215,501	71	\$110,514	92	\$221,558	2	\$2,000	\$2,172	43	\$64,818	22	\$30,072	30	\$188,800	0	\$0	
Verde Christian Academy	115	\$287,331	103	\$127,664	87	\$238,725	0	\$0	\$2,143	83	\$277,559	61	\$105,698	6	\$92,400	0	\$0	
Verde Valley Adventist School	7	\$6,630	3	\$2,600	3	\$12,938	0	\$0	\$1,705	0	\$0	0	\$0	0	\$0	0	\$0	
Verde Valley School	11	\$60,777	12	\$75,451	16	\$71,113	0	\$0	\$5,316	4	\$26,197	4	\$12,908	2	\$25,600	0	\$0	
Veritas Academy of Tucson	72	\$163,164	86	\$179,629	36	\$43,235	0	\$0	\$1,990	110	\$316,025	96	\$174,372	8	\$29,200	0	\$0	
Veritas Christian Community School	16	\$61,635	17	\$31,951	0	\$0	0	\$0	\$2,836	71	\$290,363	49	\$130,457	0	\$0	0	\$0	
Ville de Marie Academy	13	\$48,103	9	\$23,701	19	\$109,435	0	\$0	\$4,420	42	\$144,228	33	\$125,559	10	\$85,245	0	\$0	
Vision Christian Academy	0	\$0	0	\$0	0	\$0	0	\$0	\$0	1	\$50	2	\$1,763	0	\$0	0	\$0	
West Valley Christian School	65	\$98,039	54	\$85,641	89	\$320,456	3	\$9,105	\$2,432	132	\$345,192	98	\$151,311	28	\$466,000	0	\$0	
White Mountain Christian Academy	3	\$5,159	4	\$13,591	0	\$0	0	\$0	\$2,679	32	\$49,470	31	\$25,032	0	\$0	0	\$0	
Wickenburg Christian Academy (Legacy High)	171	\$219,904	118	\$114,837	118	\$193,964	1	\$3,428	\$1,304	24	\$39,216	21	\$23,656	14	\$43,700	0	\$0	
Wilkins Learning Center	4	\$7,573	4	\$1,944	1	\$2,000	0	\$0	\$1,280	0	\$0	0	\$0	0	\$0	0	\$0	
Willcox Christian School	10	\$14,786	9	\$10,698	4	\$2,560	0	\$0	\$1,219	4	\$1,233	6	\$2,562	0	\$0	0	\$0	
Wings on Words	0	\$0	0	\$0	0	\$0	0	\$0	\$0	1	\$1,184	1	\$809	0	\$0	0	\$0	
Winslow Christian School	1	\$2,663	0	\$0	18	\$75,886	1	\$6,414	\$4,248	6	\$3,463	10	\$4,478	7	\$90,000	0	\$0	
Woodbridge Private School	8	\$13,601	8	\$9,699	0	\$0	0	\$0	\$1,456	2	\$1,660	2	\$1,155	0	\$0	0	\$0	
Xavier College Preparatory	430	\$1,597,245	612	\$1,245,738	877	\$5,136,509	20	\$79,527	\$4,156	358	\$1,492,233	538	\$779,615	483	\$3,847,008	19	\$72,248	
Yeshiva High School of Arizona	6	\$11,357	7	\$20,012	99	\$583,316	2	\$13,801	\$5,513	6	\$15,523	1	\$9,000	33	\$416,700	0	\$0	
Yuma Adventist School	0	\$0	5	\$9,578	7	\$38,922	0	\$0	\$4,042	0	\$0	0	\$0	1	\$6,300	0	\$0	
Yuma Catholic High School	152	\$280,879	102	\$213,564	568	\$2,837,047	0	\$0	\$4,053	149	\$316,194	113	\$211,557	317	\$2,478,619	0	\$0	
Yuma Christian Academy	36	\$19,271	21	\$21,260	124	\$514,573	0	\$0	\$3,067	19	\$5,369	8	\$2,870	0	\$0	0	\$0	
Yuma Lutheran School	19	\$40,943	16	\$36,587	28	\$152,791	0	\$0	\$3,656	65	\$128,263	72	\$103,626	0	\$0	0	\$0	
TOTALS	18,134	\$49,910,780	17,168	\$34,605,447	25,517	\$105,469,374	923	\$5,234,088	\$3,162	14,708	\$42,204,659	13,036	\$24,114,125	11,049	\$89,034,315	257	\$1,179,030	

Totals may not match data in other tables due to missing school information.

Estimated Total Scholarships Received by Private Schools Since 1998

Table 13 (pg. 62), lists every private school that has received scholarship revenue from the private school tuition organization income tax credit programs and the estimated amounts received from all four programs since 1998. Over 790 private schools are on this list which does include schools that are no longer in operation. School name changes and merging of schools has been incorporated when the information has been provided by the STOs. These scholarship amounts are estimated for two reasons. For the first several years of the private school tuition organization tax credit program (original individual only), there was no requirement for the STOs to report. Although some did report at ADOR’s request, some did not or only partially reported. Therefore, the early year figures are incomplete. Secondly, the reporting period changed from calendar year to fiscal year, beginning with FY2011. The amount of scholarships by school that were duplicated in the CY2010 and FY2011 numbers was estimated.

Top 20 Private Schools by Estimated Total Scholarships Since 1998



For additional information or questions, please email the Office of Economic Research and Analysis at DOROERA@azdor.gov.

Table 13
Estimated Total Scholarships by Private School CY1998 - FY2024

Private School	Original Individual	Switcher Individual	Low-Income Corporate	Disabled/Displaced Corporate	Total Scholarships
2nd Street Children's School	\$637,354	\$241,840	\$38,007	\$1,000	\$918,201
91st Psalm Christian School	\$1,716,213	\$526,914	\$1,634,360	\$21,709	\$3,899,196
A Child's View	\$5,676	\$0	\$0	\$0	\$5,676
Abiding Savior School	\$140,275	\$0	\$0	\$0	\$140,275
Academy of Destiny	\$17,881	\$0	\$0	\$0	\$17,881
Accelerated Learning Lab/Green Fields	\$20,786	\$14,912	\$0	\$0	\$35,698
Ace Academy	\$72,941	\$23,822	\$14,845	\$1,500	\$113,109
ACES (Austin Centers for Exceptional Students)	\$89,122	\$20,690	\$0	\$0	\$109,812
Acton Academy	\$87,299	\$58,464	\$54,150	\$0	\$199,913
Adobe Adventist Christian School	\$261,531	\$45,779	\$116,925	\$0	\$424,235
Adobe Montessori	\$20,406	\$4,663	\$0	\$0	\$25,070
Agape Youth Ranch Academy	\$4,794	\$0	\$0	\$0	\$4,794
Ahwatukee Foothills Montessori	\$744,149	\$362,620	\$550	\$0	\$1,107,319
Ajo Calvary Christian Academy	\$12,643	\$1,489	\$0	\$0	\$14,132
Aldea Montessori	\$596,359	\$143,494	\$155,800	\$0	\$895,653
Aleph Bet Kindergarten	\$579,056	\$1,321,537	\$813,936	\$0	\$2,714,530
Alethia Academy	\$174,678	\$0	\$0	\$0	\$174,678
Al-Huda School	\$913,999	\$273,266	\$115,600	\$0	\$1,302,865
All Saints Catholic School (Our Lady of the Mountains)	\$3,040,011	\$640,414	\$1,420,071	\$6,073	\$5,106,569
All Saints' Episcopal Day School	\$8,397,680	\$3,147,088	\$9,759,457	\$500	\$21,304,724
Almentia Academy	\$1,024	\$1,018	\$0	\$0	\$2,042
Alpha Omega Academy	\$20,043	\$0	\$0	\$0	\$20,043
Ambassador Christian	\$0	\$1,450	\$0	\$0	\$1,450
Ambassador Christian Academy	\$697,649	\$394,579	\$1,362,852	\$19,800	\$2,474,881
American Christian Academy	\$3,420	\$0	\$0	\$0	\$3,420
American Family Education	\$252,751	\$155,765	\$427,732	\$5,000	\$841,247
American Indian Christian School	\$2,090,895	\$425,316	\$26,000	\$0	\$2,542,211
Amici Trilingual Montessori	\$0	\$500	\$0	\$0	\$500
Anderson Adventist Elementary School	\$4,593	\$0	\$0	\$0	\$4,593
Angels in Autism (AZ Behavior & Autism)	\$24,257	\$13,717	\$630	\$54,080	\$92,684
Annunciation Catholic School	\$2,748,881	\$1,663,649	\$1,516,896	\$106,572	\$6,035,999
Apache Baptist Academy	\$156,193	\$94,540	\$40,375	\$58	\$291,166
Apache Kids Academy	\$9,503	\$874	\$0	\$0	\$10,377
Apostolic Faith Center Christian Academy	\$107,018	\$19,650	\$314,576	\$0	\$441,244
Arcadia Christian School	\$126,164	\$0	\$0	\$0	\$126,164
Arcadia Montessori	\$378,523	\$169,126	\$33,040	\$0	\$580,688
Arizona Behavior & Autism	\$46,990	\$53,100	\$15,400	\$8,900	\$124,390
Arizona Center for Autism	\$0	\$0	\$20,000	\$0	\$20,000
Arizona Christian Academy	\$63,400	\$33,493	\$0	\$0	\$96,893

Table 13
Estimated Total Scholarships by Private School CY1998 - FY2024

Private School	Original Individual	Switcher Individual	Low-Income Corporate	Disabled/Displaced Corporate	Total Scholarships
Arizona Community Childhood Academy	\$14,203	\$0	\$0	\$0	\$14,203
Arizona Cultural Academy	\$5,834,464	\$2,462,596	\$9,212,885	\$0	\$17,509,945
Arizona International Academy	\$512,543	\$77,593	\$111,200	\$0	\$701,336
Arizona Jr/Sr High School	\$900	\$0	\$0	\$0	\$900
Arizona Language Preparatory	\$40,310	\$12,941	\$11,260	\$0	\$64,511
Arizona Lutheran Academy	\$7,944,428	\$2,116,986	\$3,562,536	\$59,167	\$13,683,117
Armstrong Academy	\$214,067	\$0	\$0	\$0	\$214,067
Arrowhead Christian Academy	\$3,349,877	\$943,803	\$2,259,364	\$53,268	\$6,606,313
Arrowhead Montessori School	\$494,402	\$347,340	\$323,613	\$5,976	\$1,171,331
Arrows Christian Academy	\$4,802	\$4,898	\$0	\$0	\$9,700
ASCEND	\$18,500	\$0	\$3,500	\$21,500	\$43,500
Ascension Lutheran School	\$1,728,601	\$228,332	\$3,510	\$6,130	\$1,966,573
Atonement Lutheran School	\$2,187,218	\$559,005	\$353,062	\$3,170	\$3,102,455
Augustana Academy	\$7,043	\$4,900	\$0	\$0	\$11,943
Aurora Day School	\$7,180	\$3,660	\$0	\$6,440	\$17,280
Autism Academy for Education & Development	\$419,430	\$281,691	\$254,985	\$2,118,406	\$3,074,512
Avondale Montessori	\$3,668	\$0	\$0	\$0	\$3,668
Awakening Seed School	\$1,899,257	\$654,416	\$115,612	\$21,637	\$2,690,922
AZ Aspire Academy	\$185,623	\$136,603	\$60,269	\$164,227	\$546,722
AZ Assist Academy	\$1,892	\$0	\$0	\$3,859	\$5,750
Back to Basics Christian School	\$892	\$0	\$0	\$0	\$892
Banner Children's Academy	\$369,401	\$79,730	\$194,741	\$290,524	\$934,396
Barness Family Jewish Community Center Day School	\$465,164	\$0	\$0	\$0	\$465,164
Bayer Private School	\$503,836	\$360,279	\$308,800	\$0	\$1,172,915
Beautiful Savior Academy	\$538,373	\$100,255	\$6,165	\$0	\$644,794
Begin to Dream Christian Academy	\$450	\$0	\$0	\$0	\$450
Beis Chana High School of Arizona	\$250	\$0	\$0	\$0	\$250
Believe I Can Academy	\$9,804	\$8,731	\$0	\$0	\$18,535
Bella Montessori School	\$46,370	\$39,690	\$29,300	\$0	\$115,360
Bella Vista College Preparatory School	\$589,234	\$283,633	\$2,893,480	\$40,857	\$3,807,204
Berean Christian Academy	\$141,146	\$0	\$0	\$0	\$141,146
Berean Christian School	\$18,851	\$9,800	\$2,800	\$0	\$31,450
Beth El Center for Early Childhood Education Kindergarten	\$119,138	\$0	\$0	\$0	\$119,138
Bethany Christian School	\$6,827,502	\$1,381,645	\$677,649	\$35,681	\$8,922,477
Beyond Autism	\$1,289	\$0	\$0	\$42,780	\$44,069
Big Dreams Preschool and Kindergarten	\$3,264	\$2,610	\$50	\$0	\$5,924
Bios Christian Academy	\$1,317,879	\$90,191	\$131,354	\$45,737	\$1,585,161
Black Mountain Science Academy	\$252,687	\$149,396	\$8,720	\$0	\$410,803
Blessed Beginnings of Oro Valley	\$74,258	\$46,542	\$1,750	\$0	\$122,550

Table 13
Estimated Total Scholarships by Private School CY1998 - FY2024

Private School	Original Individual	Switcher Individual	Low-Income Corporate	Disabled/Displaced Corporate	Total Scholarships
Blessed Sacrament Kindergarten	\$828,793	\$287,689	\$29,942	\$8,819	\$1,155,243
Blossom Park AZ	\$11,160	\$0	\$0	\$0	\$11,160
Bourgade Catholic High School	\$16,499,919	\$5,422,889	\$18,792,999	\$594,509	\$41,310,316
Boys Hope/Girls Hope	\$13,551	\$0	\$0	\$0	\$13,551
Breakthrough Academy	\$102,219	\$73,942	\$23,767	\$60,876	\$260,805
Bridge Christian Academy	\$0	\$0	\$5,900	\$0	\$5,900
Bridges Preschool & Kindergarten	\$61,661	\$37,228	\$52,740	\$0	\$151,629
Bright Horizons Family Ctr	\$1,005	\$503	\$0	\$0	\$1,508
Brightmont Academy	\$430,463	\$302,891	\$84,045	\$41,812	\$859,211
Brophy College Preparatory	\$36,445,933	\$9,378,215	\$21,881,886	\$59,951	\$67,765,986
Brophy Loyola Academy	\$103,350	\$1,954,774	\$1,871,050	\$0	\$3,929,174
Brown Road Christian Academy	\$7,322	\$0	\$0	\$0	\$7,322
Cadence Academy	\$7,580	\$8,225	\$5,900	\$0	\$21,705
Calvary Baptist School	\$324,676	\$42,592	\$219,371	\$5,270	\$591,909
Calvary Central Christian Academy	\$19,884	\$4,823	\$0	\$0	\$24,707
Calvary Chapel Christian Academy	\$11,366	\$14,630	\$0	\$0	\$25,996
Calvary Chapel Christian School	\$4,370,026	\$1,470,546	\$1,608,890	\$33,555	\$7,483,017
Calvary Christian Academy	\$5,626,275	\$1,937,708	\$413,360	\$0	\$7,977,343
Calvary Christian Academy-Globe	\$15,548	\$22,479	\$0	\$0	\$38,026
Calvary Christian School	\$534,063	\$163,072	\$173,240	\$20	\$870,395
Calvary Shadows Assembly of God	\$9,746	\$6,125	\$3,550	\$3,525	\$22,946
Camelback Christian School	\$192,995	\$62,494	\$5,720	\$5	\$261,213
Camelback Desert School	\$280,836	\$53,595	\$15,150	\$3,500	\$353,081
Camp Verde United Christian School	\$2,045,768	\$445,776	\$768,678	\$11,515	\$3,271,736
Canyon State Academy	\$13,523	\$0	\$0	\$0	\$13,523
Carden Christian Academy Central	\$594,032	\$133,781	\$223,184	\$52,866	\$1,003,861
Carden of the Peaks	\$51,510	\$0	\$0	\$0	\$51,510
Carefree Christian Academy	\$344,967	\$231,259	\$108,600	\$4,530	\$689,356
Caritas Academy	\$247,847	\$192,217	\$36,400	\$0	\$476,464
Casa del Nino Bilingual Montessori School	\$231,972	\$140,879	\$115,445	\$0	\$488,296
Casa Ninos School of Montessori	\$70,928	\$30,004	\$10,500	\$1,500	\$112,932
Casas Adobe Christian School	\$36,103	\$0	\$0	\$0	\$36,103
Casas Christian School	\$10,635,720	\$3,032,674	\$4,628,704	\$577,428	\$18,874,526
Castlehill Country Day School	\$2,032,324	\$830,984	\$454,008	\$3,005	\$3,320,321
Catalina Hills Preschool & Kindergarten	\$10,312	\$6,382	\$0	\$0	\$16,694
Catalyst Christian Academy	\$7,700	\$2,250	\$74,529	\$0	\$84,479
Cathedral Christian Academy	\$723,275	\$0	\$0	\$0	\$723,275
Cathedral of Praise Christian School	\$36,270	\$0	\$10,780	\$0	\$47,050
Cave Creek Montessori	\$433,584	\$348,268	\$31,445	\$0	\$813,297

Table 13
Estimated Total Scholarships by Private School CY1998 - FY2024

Private School	Original Individual	Switcher Individual	Low-Income Corporate	Disabled/Displaced Corporate	Total Scholarships
Cedar Tree Montessori	\$11,120	\$4,332	\$20,949	\$1,975	\$38,376
Central Christian Academy	\$128,978	\$0	\$0	\$0	\$128,978
Chabad Kindergarten & Gan	\$10,000	\$15,400	\$55,200	\$0	\$80,600
Chandler Christian Academy	\$2,898,537	\$719,394	\$214,442	\$2,268	\$3,834,641
Chandler Christian School	\$0	\$0	\$187,822	\$3,515	\$191,337
Chandler Jewish Preschool	\$112,044	\$25,238	\$146,500	\$0	\$283,782
Chaparral Christian Community School	\$152,073	\$135,064	\$5,530	\$750	\$293,417
Chaparral Christian Preschool & Kindergarten	\$359,837	\$121,345	\$3,035	\$0	\$484,217
Chapel Haven West	\$57,257	\$2,880	\$0	\$26,997	\$87,134
Cheder and Beis Chana High School	\$66,000	\$15,000	\$224,330	\$0	\$305,330
Cheder Lubavitch	\$1,926,797	\$524,738	\$7,691,398	\$5,200	\$10,148,132
Children's Center for Neurodevelopmental Studies	\$201	\$352	\$0	\$0	\$553
Chinle Adventist Elementary	\$7,415	\$0	\$0	\$0	\$7,415
Christ Church School	\$965,995	\$460,534	\$354,629	\$0	\$1,781,158
Christ Lutheran School	\$9,900,042	\$4,240,071	\$510,739	\$10,033	\$14,660,884
Christ the King Academy	\$94,099	\$9,248	\$1,763	\$0	\$105,110
Christ the King Catholic School	\$4,920,778	\$1,141,331	\$2,457,376	\$66,290	\$8,585,775
Christ the Redeemer Lutheran School	\$722,786	\$0	\$18,880	\$0	\$741,666
Christian Academy of Prescott	\$2,298,645	\$418,330	\$351,578	\$89,889	\$3,158,442
Christian Challenge Academy	\$2,314	\$0	\$0	\$0	\$2,314
Christ's Community Christian Academy	\$165,828	\$0	\$0	\$0	\$165,828
Christ's Greenfield Lutheran School	\$8,742,754	\$3,511,942	\$3,234,104	\$111,143	\$15,599,942
Chrysalis Academy	\$175,358	\$68,993	\$12,611	\$246,098	\$503,060
Clear View Academy	\$26,895	\$14,879	\$6,546	\$0	\$48,320
Climbing Tree Community School	\$55,454	\$33,039	\$1,330	\$0	\$89,823
Cochise SDA Christian School	\$59,419	\$35,592	\$351,800	\$25,594	\$472,406
Colossal Cave Learning Center	\$600	\$0	\$0	\$0	\$600
Community Christian School	\$10,335	\$0	\$0	\$0	\$10,335
Community Montessori	\$370,471	\$228,632	\$0	\$0	\$599,103
Community Montessori of Bisbee	\$29,323	\$15,730	\$14,320	\$1,000	\$60,373
Community Schoolhouse	\$4,946	\$97	\$0	\$0	\$5,043
Compassion Christian Academy	\$59,825	\$48,986	\$65,495	\$2,500	\$176,806
Concordia Lutheran Schools	\$156,346	\$0	\$0	\$0	\$156,346
Congregation Anshei Israel Preschool & Kindergarten	\$115,273	\$78,077	\$31,588	\$0	\$224,938
Copper Canyon Academy	\$2,257	\$0	\$0	\$0	\$2,257
Copper Canyon Christian School	\$42,452	\$0	\$0	\$0	\$42,452
Cornerstone Kidz	\$106,926	\$8,324	\$1,500	\$0	\$116,750
Coronado Baptist School	\$13,478	\$6,475	\$2,417	\$0	\$22,370
Covenant Child Care Center	\$53,532	\$39,024	\$0	\$0	\$92,556

Table 13
Estimated Total Scholarships by Private School CY1998 - FY2024

Private School	Original Individual	Switcher Individual	Low-Income Corporate	Disabled/Displaced Corporate	Total Scholarships
Covenant Christian School	\$20,714	\$0	\$0	\$0	\$20,714
Covenant of Faith School	\$3,055	\$0	\$0	\$0	\$3,055
Creation School	\$372,161	\$218,517	\$71,138	\$0	\$661,816
Creative Bridges Cooperative Preschool	\$0	\$0	\$5,000	\$1,710	\$6,710
Creative Castle Preschool & Kindergarten	\$436,458	\$288,231	\$24,105	\$0	\$748,793
Creo School	\$1,473,738	\$1,464,535	\$1,597,971	\$11,683	\$4,547,927
Cross Christian Academy	\$61,594	\$37,723	\$63,750	\$0	\$163,067
Cross of Glory Lutheran Elementary School	\$1,080,197	\$462,669	\$66,460	\$20,832	\$1,630,158
Cross Roads Preschool & Kindergarten	\$42,379	\$14,297	\$200	\$0	\$56,876
Crossroads Christian Academy	\$476	\$4,024	\$0	\$0	\$4,500
Crossroads Christians Academy	\$5,146	\$0	\$0	\$0	\$5,146
Crossroads Community School (Hope Christian Academy)	\$2,703,954	\$606,977	\$47,621	\$9,186	\$3,367,738
Cupertino Learning Academy	\$36,430	\$42,778	\$7,600	\$96,488	\$183,296
Cupertino Power Learning Center	\$27,920	\$17,962	\$7,300	\$82,000	\$135,182
Darkaynu (Tucson Jewish Montessori)	\$3,938	\$4,937	\$0	\$0	\$8,875
Data not provided	\$16,454	\$2,566	\$11,000	\$0	\$30,020
David Ricardo School	\$11,060	\$0	\$0	\$0	\$11,060
Dayspring Kindergarten	\$1,524,576	\$395,909	\$4,895	\$1,500	\$1,926,879
Desert Christian Schools	\$16,702,210	\$4,280,054	\$6,395,538	\$958,070	\$28,335,872
Desert Foothills Lutheran Preschool	\$19,619	\$17,355	\$34,350	\$0	\$71,324
Desert Garden Montessori	\$2,925,422	\$1,425,061	\$1,974,014	\$43,989	\$6,368,487
Desert Hills Christian Academy	\$6,703	\$0	\$0	\$0	\$6,703
Desert Jewish Academy	\$901,208	\$539,625	\$271,467	\$21,025	\$1,733,326
Desert Life Academy	\$1,463	\$0	\$0	\$0	\$1,463
Desert Marigold School	\$44,611	\$0	\$0	\$0	\$44,611
Desert Montessori	\$17,652	\$0	\$0	\$0	\$17,652
Desert Quest Private School	\$13,895	\$0	\$1,505	\$2,000	\$17,400
Desert Shadows Montessori	\$173,582	\$88,473	\$17,180	\$0	\$279,235
Desert Sky Montessori	\$21,643	\$5,371	\$9,900	\$6,550	\$43,464
Desert Sky Montessori School	\$49,798	\$38,130	\$0	\$0	\$87,928
Desert Springs Christian Kindergarten	\$238,640	\$0	\$0	\$0	\$238,640
Desert Sun Child Development Center	\$1,036,752	\$312,149	\$99,556	\$4,283	\$1,452,739
Desert Valley Christian School	\$437,317	\$67,219	\$520,803	\$4,849	\$1,030,189
Desert View Learning Center	\$2,097,524	\$746,816	\$13,560	\$5	\$2,857,905
Desert Voices Oral Learning Center	\$870,243	\$386,179	\$99,200	\$136,355	\$1,491,977
Desert Willow Educational Services	\$11,746	\$0	\$0	\$0	\$11,746
Dobson Montessori School	\$1,770,542	\$471,155	\$379,017	\$29,977	\$2,650,691
Dove Christian School	\$285,598	\$0	\$875	\$0	\$286,473
Downtown Community School	\$16,161	\$9,595	\$2,000	\$0	\$27,756

Table 13
Estimated Total Scholarships by Private School CY1998 - FY2024

Private School	Original Individual	Switcher Individual	Low-Income Corporate	Disabled/Displaced Corporate	Total Scholarships
Dream City Christian School	\$11,125,169	\$2,560,531	\$10,933,102	\$222,704	\$24,841,506
Dynamite Montessori School	\$986,568	\$388,999	\$14,800	\$6,228	\$1,396,596
Early Light Academy	\$4,900	\$0	\$0	\$0	\$4,900
East Fork Lutheran School	\$741,394	\$163,684	\$46,335	\$0	\$951,413
East Valley Acton Academy	\$14,671	\$21,733	\$30,194	\$0	\$66,598
East Valley Adventist Education Program	\$225	\$0	\$2,653	\$0	\$2,878
East Valley Christian Academy	\$23,610	\$0	\$0	\$0	\$23,610
East Valley Jewish Day School	\$351,103	\$5,173	\$57,303	\$5,266	\$418,845
Eastside Christian School	\$1,665	\$0	\$0	\$0	\$1,665
Educational Special Needs Services	\$1,560	\$0	\$0	\$0	\$1,560
El Dorado Private School	\$540,977	\$218,392	\$48,344	\$34,196	\$841,909
Emmanuel Christian Academy	\$1,402,475	\$501,254	\$1,828,762	\$34,144	\$3,766,635
Emmanuel Lutheran School	\$2,481,481	\$685,265	\$432,546	\$20,991	\$3,620,282
Emmaus Lutheran School	\$1,261,249	\$296,181	\$122,647	\$1,625	\$1,681,702
Empower Academy	\$3,064	\$2,575	\$4,500	\$5,000	\$15,139
Enchanted Desert School	\$591,497	\$0	\$0	\$0	\$591,497
Enchanted Home Montessori School	\$490	\$560	\$0	\$0	\$1,050
Enrichment Academy	\$1,301	\$0	\$150	\$0	\$1,451
EPIC Center for Learning School	\$48,405	\$27,936	\$16,100	\$33,300	\$125,741
Esther B Feldman Kindergarten	\$3,726	\$4,278	\$0	\$0	\$8,004
Ethos School	\$101,172	\$0	\$0	\$20,570	\$121,742
Experimental Schools Corp of AZ	\$7,794	\$0	\$0	\$0	\$7,794
Faith Baptist School	\$1,078	\$0	\$0	\$0	\$1,078
Faith Christian Academy	\$393,365	\$138,465	\$401,339	\$1,750	\$934,919
Faith Christian School	\$2,509,781	\$846,679	\$557,132	\$78,633	\$3,992,225
Faith Community Academy	\$1,754,417	\$489,888	\$1,338,423	\$37,429	\$3,620,157
Faith Life Christian Academy	\$450	\$0	\$0	\$0	\$450
Faith Lutheran School	\$1,961,204	\$429,293	\$900,533	\$30,704	\$3,321,734
Family Life Academy	\$2,276,957	\$577,051	\$932,948	\$17,207	\$3,804,162
Family of Christ Learning Center	\$320,757	\$151,905	\$0	\$0	\$472,662
Family of God Lutheran School	\$70,557	\$0	\$9,009	\$0	\$79,566
Father's Heart Christian School	\$1,000	\$0	\$0	\$0	\$1,000
Fellowship Child Development Center	\$63,080	\$0	\$0	\$0	\$63,080
Fenster School	\$900	\$0	\$0	\$21,260	\$22,160
Firm Foundation Christian School	\$189,254	\$0	\$11,789	\$0	\$201,043
First Baptist Christian Academy	\$1,931,568	\$539,934	\$225,564	\$1,505	\$2,698,570
First Baptist Christian School	\$47,980	\$0	\$0	\$0	\$47,980
First Baptist of Mesa Christian Academy	\$12,367	\$0	\$0	\$0	\$12,367
First Southern Christian School	\$1,553,113	\$213,214	\$551,229	\$22,935	\$2,340,490

Table 13
Estimated Total Scholarships by Private School CY1998 - FY2024

Private School	Original Individual	Switcher Individual	Low-Income Corporate	Disabled/Displaced Corporate	Total Scholarships
Flagstaff Academy	\$25,744	\$44,227	\$62,000	\$0	\$131,971
Flagstaff Adventist School	\$462,015	\$0	\$0	\$0	\$462,015
Flagstaff Community Christian School	\$2,950,091	\$1,479,376	\$4,916,817	\$130,603	\$9,476,888
Florence Baptist Academy	\$37,556	\$13,566	\$31,250	\$790	\$83,162
Foundation for Blind Children	\$1,729,081	\$753,197	\$198,550	\$1,552,162	\$4,232,990
Founders Classical Academy	\$3,000	\$0	\$0	\$0	\$3,000
Fountain of Life Lutheran School	\$1,702,094	\$18,798	\$9,175	\$0	\$1,730,067
Fourteen Six Christian Academy	\$215,001	\$94,352	\$195,748	\$3,600	\$508,701
Freedom Baptist Academy	\$301,324	\$145,352	\$1,186,453	\$1,000	\$1,634,130
Freedom Christian Academy	\$713,046	\$188,645	\$1,258,755	\$70,830	\$2,231,275
Freedom Christian Academy (Yuma)	\$11,583	\$4,987	\$129,905	\$0	\$146,475
Freedom Christian School	\$35,600	\$1,647	\$0	\$0	\$37,247
French American School of Arizona	\$18,145	\$24,695	\$0	\$0	\$42,840
Friendship Christian School	\$15,848	\$0	\$0	\$0	\$15,848
Full Gospel Christian Academy	\$4,474	\$0	\$0	\$0	\$4,474
Fusion Academy	\$139,687	\$324,893	\$14,213	\$7,193	\$485,986
Gan Yeladim	\$43,000	\$0	\$0	\$0	\$43,000
Gary K. Herberger Young Scholar's Academy	\$1,169,982	\$816,727	\$1,051,582	\$66,958	\$3,105,249
Gateway Academy	\$118,917	\$38,770	\$43,728	\$353,721	\$555,137
Gateway Baptist Academy	\$655,977	\$216,365	\$390,858	\$29,778	\$1,292,977
Gateway Bible Church Christian Training Center	\$6,703	\$0	\$0	\$0	\$6,703
Gateway Fellowship Preschool & Kindergarten	\$11,225	\$0	\$0	\$0	\$11,225
Gateway Independent School	\$110,885	\$0	\$0	\$0	\$110,885
Gateways School	\$16,063	\$0	\$0	\$0	\$16,063
Gethsemane Christian Academy	\$187,449	\$122,770	\$118,668	\$0	\$428,887
Gethsemane Lutheran School	\$2,942,725	\$560,472	\$48,218	\$500	\$3,551,914
Gila Mountain Christian Academy	\$10,285	\$20	\$11,300	\$0	\$21,605
Gilbert Christian Schools	\$26,253,258	\$14,789,809	\$16,488,780	\$284,308	\$57,816,155
Gilbert Montessori	\$110,220	\$90,144	\$99,350	\$20	\$299,734
Gilson Wash Baptist Academy	\$44,388	\$0	\$0	\$0	\$44,388
Glendale Christian Academy	\$1,498,560	\$329,489	\$781,734	\$1,800	\$2,611,582
Glenview Adventist Academy	\$965,825	\$129,533	\$4,056,794	\$0	\$5,152,151
God's Garden Child Development Center	\$50,360	\$22,543	\$0	\$0	\$72,903
God's World	\$870	\$0	\$0	\$0	\$870
Golf Links Christian School	\$25,564	\$0	\$0	\$0	\$25,564
Golladay School	\$660,321	\$676,120	\$200,200	\$0	\$1,536,641
Good Earth Montessori	\$11,290	\$3,291	\$600	\$1,000	\$16,181
Good News Christian Academy	\$19,687	\$4,782	\$0	\$0	\$24,469
Good Shepherd Lutheran School	\$120,574	\$0	\$0	\$0	\$120,574

Table 13
Estimated Total Scholarships by Private School CY1998 - FY2024

Private School	Original Individual	Switcher Individual	Low-Income Corporate	Disabled/Displaced Corporate	Total Scholarships
Good Steps Christian Academy	\$5,303	\$0	\$0	\$0	\$5,303
Gospel Light Christian Academy	\$5,235	\$0	\$1,325	\$0	\$6,560
Gospel Outreach Christian School	\$17,744	\$4,526	\$174,406	\$0	\$196,676
Grace Christian Academy	\$11,551,148	\$2,627,870	\$1,941,417	\$135,030	\$16,255,465
Grace Christian School	\$63,527	\$0	\$0	\$0	\$63,527
Grace Community Christian	\$0	\$0	\$3,658	\$0	\$3,658
Grace Fellowship Academy	\$1,681,422	\$628,166	\$747,430	\$1,686	\$3,058,704
Grace Garden Christian Preschool	\$0	\$20	\$0	\$0	\$20
Grace Lutheran School	\$2,181,405	\$501,667	\$779,133	\$20,198	\$3,482,404
Grace Montessori School	\$5,083	\$5,055	\$1,200	\$0	\$11,338
GracePointe Christian Academy (Chapel in the Hills)	\$477,400	\$77,582	\$397,067	\$1,005	\$953,055
Graysmark Academy	\$36,475	\$4,844	\$6,000	\$41,152	\$88,471
Great Hearts Catalyst	\$21,922	\$11,826	\$74,475	\$0	\$108,224
Great Hearts Christos	\$29,629	\$17,786	\$6,100	\$5,564	\$59,080
Great Hearts Trivium Preparatory Academy	\$250	\$0	\$0	\$0	\$250
Green Fields Country Day School	\$4,050,588	\$831,256	\$1,536,676	\$63,253	\$6,481,773
Greenhouse Montessori School	\$110,590	\$110,921	\$25,300	\$0	\$246,811
Greenway Academy	\$29,000	\$23,000	\$6,000	\$0	\$58,000
Guidepost Montessori at Goodyear	\$335,435	\$199,977	\$235,404	\$5,122	\$775,939
Guidepost Montessori at North Scottsdale	\$91,175	\$80,858	\$43,860	\$1,750	\$217,643
Guiding Light Christian Educational Center (GLCP)	\$331,098	\$173,885	\$128,944	\$1,000	\$634,927
Guiding Light Christian School	\$339,702	\$0	\$0	\$0	\$339,702
Hand in Hand Christian School	\$98,832	\$52,500	\$52,550	\$0	\$203,882
Happy Trails	\$40,133	\$0	\$5,234	\$0	\$45,367
Harvest Christian Academy	\$91,237	\$0	\$0	\$0	\$91,237
Harvest Kidz School	\$19,632	\$10,626	\$1,250	\$0	\$31,507
Heart Cry Christian Academy	\$39,577	\$28,416	\$8,000	\$0	\$75,992
Heartwood Montessori	\$160,722	\$96,847	\$273,000	\$0	\$530,569
Heichaltzu	\$1,500	\$2,021	\$40,148	\$0	\$43,669
Herencia Guadalupana Lab School	\$2,995	\$2,763	\$750	\$0	\$6,508
Herencia Guadalupana Lab Schools	\$1,833	\$998	\$25,624	\$0	\$28,455
Heritage Christian Academy	\$1,463,449	\$5,563	\$16,485	\$0	\$1,485,497
Heritage Montessori	\$156,459	\$99,846	\$15,587	\$0	\$271,892
Hermosa Montessori	\$88,619	\$0	\$0	\$0	\$88,619
Highland Free School	\$70,908	\$0	\$0	\$0	\$70,908
Highlands Latin School	\$12,808	\$5,923	\$0	\$0	\$18,731
Holbrook Adventist Indian School	\$401,188	\$49,162	\$97,126	\$8,138	\$555,614
Holy Angels School	\$984,962	\$0	\$100,000	\$0	\$1,084,962
Holy Cross Evangelical Lutheran School	\$103,342	\$16,407	\$2,100	\$0	\$121,848

Table 13
Estimated Total Scholarships by Private School CY1998 - FY2024

Private School	Original Individual	Switcher Individual	Low-Income Corporate	Disabled/Displaced Corporate	Total Scholarships
Holy Family Academy	\$178,174	\$94,326	\$329,905	\$6,600	\$609,005
Holy Trinity Academy	\$330,799	\$45,290	\$4,491	\$4,679	\$385,259
Holy Trinity Greek Orthodox Cathedral	\$0	\$0	\$0	\$500	\$500
Hope Academy for Autism	\$12,014	\$11,123	\$279,119	\$829,023	\$1,131,279
HOPE Christian Academy	\$857,262	\$592,915	\$149,393	\$1,665	\$1,601,235
Hopi Mission School	\$2,451,858	\$231,656	\$116,216	\$0	\$2,799,730
Howard S. Gray Education Program	\$85,527	\$3,611	\$100	\$100	\$89,338
Ignite Learning Academy	\$39,155	\$52,519	\$3,388	\$2,000	\$97,062
Imago Dei Middle School	\$5,692,215	\$2,542,295	\$8,614,887	\$1,000	\$16,850,397
Immaculate Conception Catholic School	\$309,865	\$215,375	\$2,702,115	\$5,240	\$3,232,595
Immaculate Conception School	\$3,541,435	\$1,507,755	\$7,591,149	\$323,689	\$12,964,028
Immaculate Heart Academy	\$1,517,140	\$721,250	\$2,216,618	\$68,445	\$4,523,453
Immaculate Heart High School	\$4,424,723	\$800,690	\$2,412,289	\$81,854	\$7,719,556
Immaculate Heart of Mary School	\$27,484	\$14,572	\$566,245	\$0	\$608,301
Inspire International Preschool	\$0	\$0	\$2,700	\$0	\$2,700
Inspire Kids Montessori	\$279,082	\$246,703	\$10,397	\$0	\$536,182
Integrative Learning Academy	\$4,164	\$2,550	\$0	\$0	\$6,714
Integrity Preparatory Academy	\$19,000	\$0	\$40,200	\$0	\$59,200
Intermountain Academy	\$222,414	\$118,589	\$2,043,658	\$9,535,117	\$11,919,778
International Christian Academy Online	\$8,044	\$0	\$0	\$0	\$8,044
International School for Peace	\$17,961	\$3,901	\$0	\$0	\$21,862
International School of Arizona	\$2,269,485	\$1,411,784	\$963,310	\$1,250	\$4,645,828
International School of Tucson	\$2,274,761	\$1,136,791	\$3,289,158	\$31,668	\$6,732,377
Ironwood Hill School	\$62,142	\$31,666	\$112,980	\$38,496	\$245,283
iSTEAM Academy	\$1,000	\$0	\$0	\$0	\$1,000
Jess Schwartz College Preparatory	\$2,984,869	\$0	\$19,000	\$0	\$3,003,869
Jewell School	\$17,699	\$14,216	\$14,800	\$4,943	\$51,659
Journey School	\$34,615	\$24,559	\$550	\$0	\$59,724
Journeys Academy	\$9,900	\$0	\$10,000	\$0	\$19,900
Joyful Beginnings Academy-NOW Arizona Christian Academy	\$483,966	\$115,518	\$900	\$0	\$600,383
Kachina Country Day School	\$6,725	\$0	\$9,500	\$7,050	\$23,275
KASL Academy for Deaf and Hard of Hearing	\$4,890	\$7,510	\$49,400	\$51,000	\$112,800
Keystone Montessori Kingdom	\$268,868	\$0	\$0	\$0	\$268,868
Khalsa Montessori	\$120,031	\$0	\$0	\$0	\$120,031
Kids' Discovery Club Christian Kindergarten	\$17,076	\$0	\$0	\$0	\$17,076
Kimber Academy	\$136,576	\$74,984	\$6,000	\$1,500	\$219,060
Kinderbugs	\$2,240	\$1,115	\$0	\$0	\$3,355
King David School	\$2,994,954	\$0	\$22,319	\$0	\$3,017,273
King of Glory Christian Academy	\$2,896	\$854	\$2,350	\$0	\$6,099

Table 13
Estimated Total Scholarships by Private School CY1998 - FY2024

Private School	Original Individual	Switcher Individual	Low-Income Corporate	Disabled/Displaced Corporate	Total Scholarships
Kingdom Preparatory Academy	\$806	\$280	\$180,340	\$0	\$181,426
Kingman Adventist Christian School	\$96,992	\$0	\$0	\$0	\$96,992
King's Academy	\$4,000	\$0	\$0	\$0	\$4,000
Kino Learning Center	\$1,270,440	\$372,912	\$631,163	\$203,582	\$2,478,097
Kyrene del Norte	\$540	\$0	\$0	\$0	\$540
La Paz Montessori	\$540	\$535	\$0	\$0	\$1,075
La Tierra Community School	\$25,445	\$0	\$0	\$0	\$25,445
Lamad Preparatory Academy	\$2,955	\$0	\$0	\$0	\$2,955
Lamb's Gate Christian School	\$651,680	\$85,552	\$54,433	\$7,715	\$799,380
Lambs of God School	\$10,213	\$0	\$0	\$0	\$10,213
Lamplighters Chabad Day School of Tucson	\$192,775	\$121,905	\$507,400	\$0	\$822,080
Landmark Christian Academy	\$8,754	\$0	\$0	\$0	\$8,754
Latch School - ACCEL	\$942,150	\$216,976	\$733,187	\$1,395,896	\$3,288,209
Lauren's Institute for Education School (LIFE)	\$755,521	\$326,667	\$2,828,453	\$9,610,327	\$13,520,968
Lead AZ Private School	\$48,100	\$40,700	\$15,300	\$0	\$104,100
Learning Unlimited	\$0	\$0	\$4,000	\$6,000	\$10,000
Legacy Academy	\$107,836	\$25,226	\$65,310	\$0	\$198,372
Legacy Classical Christian Academy	\$350,352	\$0	\$20,000	\$0	\$370,352
Lehi Montessori	\$52,767	\$33,924	\$51,401	\$510	\$138,602
Lestonnac School	\$88,461	\$0	\$0	\$0	\$88,461
Lexington Academy	\$73,609	\$0	\$0	\$0	\$73,609
Lexington Life Academy	\$111,565	\$51,087	\$587,306	\$3,051,709	\$3,801,667
Lexington Life Academy-Show Low	\$450	\$3,000	\$119,428	\$0	\$122,878
Lexis Preparatory School	\$787,574	\$503,564	\$428,371	\$542,450	\$2,261,959
Liberty Baptist Christian Academy	\$1,160	\$3,212	\$10,826	\$0	\$15,199
Liberty Christian Academy	\$99,564	\$0	\$16,601	\$2,000	\$118,165
Liberty Youth Academy	\$167,245	\$63,351	\$17,647	\$0	\$248,243
Life Academy	\$5,899	\$0	\$4,600	\$0	\$10,499
Life Christian Academy	\$432,166	\$240,935	\$26,617	\$0	\$699,718
Life Development Institute	\$491,008	\$150,705	\$105,106	\$276,295	\$1,023,114
Life Development Institute-Flagstaff	\$17,358	\$23,642	\$0	\$0	\$41,000
Light and Life Elementary School	\$345,718	\$0	\$0	\$0	\$345,718
Light of Christ Christian Academy	\$72,190	\$55,998	\$40,500	\$0	\$168,689
Lighthouse Academy	\$49,140	\$0	\$0	\$0	\$49,140
Lion of Judah Christian School	\$3,400	\$0	\$0	\$0	\$3,400
Little Angels Montessori School	\$5,811	\$4,503	\$2,220	\$0	\$12,534
Little Palms School	\$12,576	\$174	\$0	\$0	\$12,750
Logos Christian Academy	\$583,467	\$244,799	\$2,053,001	\$4,500	\$2,885,767
Loretto Catholic School	\$2,252,953	\$514,404	\$8,429,463	\$0	\$11,196,820

Table 13
Estimated Total Scholarships by Private School CY1998 - FY2024

Private School	Original Individual	Switcher Individual	Low-Income Corporate	Disabled/Displaced Corporate	Total Scholarships
Lourdes Catholic School	\$2,612,324	\$546,571	\$3,531,779	\$1,020	\$6,691,694
Loyola Academy	\$124,800	\$3,538,770	\$2,745,660	\$0	\$6,409,230
Lumos Arts Academy	\$197,255	\$103,958	\$332,095	\$820	\$634,129
Magical Journey Learning Center	\$426,115	\$291,113	\$26,235	\$6,250	\$749,713
Mandarin Montessori Academy	\$29,828	\$28,005	\$0	\$0	\$57,833
Maranatha Christian Academy	\$69,436	\$12,937	\$491,460	\$0	\$573,833
Maricopa Christian Academy	\$4,144	\$2,256	\$0	\$0	\$6,400
Maricopa Village Christian School	\$120,284	\$35,320	\$47,000	\$0	\$202,604
Marina Montessori	\$465	\$0	\$0	\$0	\$465
Martin Luther Lutheran School	\$1,233,008	\$0	\$0	\$0	\$1,233,008
Menachem Mendel Academy	\$339,595	\$290,342	\$310,451	\$37,100	\$977,487
Mesa Christian Academy	\$273,693	\$112,852	\$85,553	\$20	\$472,118
Mesa Montessori	\$112,419	\$94,182	\$80	\$0	\$206,681
Messiah Lutheran Open Arms	\$88,363	\$0	\$0	\$0	\$88,363
Millennium Worldwide Academy	\$133,605	\$0	\$187,236	\$0	\$320,841
Miro International School	\$7,565	\$22,680	\$2,625	\$0	\$32,870
Mis Manos Montessori School	\$21,364	\$8,150	\$0	\$1,000	\$30,514
Mission Christian School	\$494,561	\$0	\$221,699	\$0	\$716,260
Mission Montessori	\$164,546	\$0	\$0	\$0	\$164,546
Mission Montessori on the Desert	\$2,668	\$2,653	\$0	\$0	\$5,321
Mission View Academy	\$1,367	\$0	\$0	\$0	\$1,367
Montessori 2000	\$7,173	\$0	\$0	\$0	\$7,173
Montessori Center School	\$721,026	\$313,094	\$30,327	\$0	\$1,064,447
Montessori Centre Main	\$139,381	\$0	\$0	\$0	\$139,381
Montessori Centre North	\$78,438	\$0	\$0	\$0	\$78,438
Montessori Children's Home	\$393,758	\$60,926	\$19,255	\$0	\$473,939
Montessori Children's House	\$21,642	\$24,647	\$0	\$0	\$46,290
Montessori Day School	\$147,040	\$0	\$0	\$0	\$147,040
Montessori Educare Academy	\$359,424	\$59,168	\$0	\$5,582	\$424,174
Montessori Education Center	\$14,885	\$0	\$0	\$0	\$14,885
Montessori in the Park	\$1,047,675	\$602,118	\$823,231	\$55	\$2,473,079
Montessori International School	\$1,561,529	\$530,017	\$1,428,694	\$41,886	\$3,562,126
Montessori Kingdom of Learning	\$2,238,759	\$182,111	\$103,047	\$1,600	\$2,525,517
Montessori Learning Center	\$96,513	\$21,440	\$0	\$0	\$117,953
Montessori Matters	\$70,715	\$41,910	\$0	\$6,250	\$118,875
Montessori of Surprise	\$35,704	\$14,252	\$3,544	\$0	\$53,500
Montessori Preparatory Academy	\$75,410	\$6,111	\$14,016	\$5,349	\$100,886
Montessori Schoolhouse Charter	\$38,633	\$0	\$0	\$0	\$38,633
Montessori West Preparatory	\$259,970	\$31,771	\$0	\$0	\$291,741

Table 13
Estimated Total Scholarships by Private School CY1998 - FY2024

Private School	Original Individual	Switcher Individual	Low-Income Corporate	Disabled/Displaced Corporate	Total Scholarships
Montezuma Indian School	\$6,333	\$0	\$0	\$0	\$6,333
Morning Glory Montessori	\$31,535	\$0	\$0	\$0	\$31,535
Most Holy Trinity Catholic School	\$3,464,712	\$658,266	\$5,315,334	\$19,206	\$9,457,518
Mother of Sorrows	\$1,500	\$4,500	\$0	\$0	\$6,000
Mount Calvary Lutheran School	\$629,476	\$68,159	\$86,299	\$0	\$783,934
Mount Zion Christian Academy	\$11,072	\$9,313	\$614	\$0	\$21,000
Mountain Christian School	\$2,161,465	\$642,108	\$1,771,109	\$39,128	\$4,613,810
Mountain View Academy	\$1,424	\$20	\$0	\$0	\$1,444
Mountain View Lutheran School	\$61,105	\$0	\$1,750	\$0	\$62,855
Native American Christian Academy	\$379,309	\$121,950	\$412,550	\$0	\$913,809
Natural Choice Academy	\$50,362	\$23,682	\$11,700	\$0	\$85,744
Nature's Path Montessori	\$0	\$0	\$500	\$0	\$500
Navajo Christian Preparatory Academy	\$1,043,603	\$495,745	\$200	\$0	\$1,539,548
Navajo Evangelical Lutheran Mission School	\$2,420,215	\$267,813	\$132,453	\$0	\$2,820,482
Navajo Trails	\$1,725	\$0	\$0	\$0	\$1,725
Nehemiah Ministries	\$2,484	\$0	\$0	\$0	\$2,484
Nellie P. Covert School	\$296,042	\$0	\$0	\$0	\$296,042
Neurologic Music Therapy Services of Arizona	\$191,510	\$47,634	\$500	\$55,754	\$295,398
New Covenant Lutheran Preschool & Kindergarten	\$663,247	\$307,110	\$10,500	\$3,451	\$984,308
New Gains Academy	\$0	\$0	\$7,200	\$0	\$7,200
New Hope Christian Academy	\$172,644	\$0	\$0	\$0	\$172,644
New Horizons Christian Academy	\$137,409	\$0	\$0	\$0	\$137,409
New Life Christian Academy	\$3,200	\$0	\$9,325	\$0	\$12,525
New Life Wesleyan Academy	\$3,240	\$0	\$0	\$0	\$3,240
New School for the Arts	\$563	\$0	\$0	\$0	\$563
New Vistas Center for Education	\$5,465,995	\$3,410,337	\$237,718	\$1,000	\$9,115,050
New Way Learning Academy	\$6,634,479	\$3,925,288	\$4,211,676	\$5,030,063	\$19,801,506
Nischmat Adin - Shalhevet	\$92,251	\$39,000	\$115,100	\$0	\$246,351
Noah's Ark Preschool & Kindergarten	\$327,590	\$97,517	\$0	\$0	\$425,107
Nogales Christian Academy	\$33,118	\$0	\$7,500	\$0	\$40,618
Noor Academy of Arizona	\$4,159,240	\$873,911	\$2,822,012	\$750	\$7,855,913
North Phoenix Baptist Kindergarten	\$381,326	\$160,177	\$0	\$0	\$541,503
North Phoenix Christian Montessori School	\$5,907	\$0	\$0	\$0	\$5,907
North Valley Christian Academy (Cross of Christ)	\$4,981,391	\$2,425,148	\$3,960,265	\$222,980	\$11,589,784
Northland Christian School	\$671,680	\$381,411	\$1,074,090	\$4,063	\$2,131,244
Northminster Christian School	\$684,541	\$175,961	\$148,439	\$17,570	\$1,026,512
Northwest Christian School	\$39,007,378	\$13,078,715	\$8,612,139	\$240,809	\$60,939,041
Notre Dame Preparatory	\$19,217,252	\$9,401,088	\$6,228,584	\$189,825	\$35,036,749
Oak Creek Ranch School	\$14,912	\$1,533	\$2,000	\$0	\$18,445

Table 13
Estimated Total Scholarships by Private School CY1998 - FY2024

Private School	Original Individual	Switcher Individual	Low-Income Corporate	Disabled/Displaced Corporate	Total Scholarships
Oasis Christian School	\$900	\$0	\$0	\$0	\$900
Olga and Bob Strauss Center for Early Childhood Development	\$1,380	\$0	\$14,382	\$0	\$15,762
On-Track Academy	\$194,161	\$101,437	\$34,750	\$201,713	\$532,061
Opincar Study Center	\$1,425	\$0	\$0	\$0	\$1,425
Our Lady of Guadalupe	\$157,428	\$18,430	\$19,197	\$0	\$195,055
Our Lady of Joy School	\$281,754	\$0	\$14,273	\$0	\$296,027
Our Lady of Mt. Carmel School	\$7,435,358	\$1,985,231	\$1,697,367	\$28,814	\$11,146,770
Our Lady of Perpetual Help Catholic School	\$13,842,532	\$3,441,358	\$12,014,675	\$166,926	\$29,465,492
Our Lady of Sorrows Academy	\$737,851	\$117,987	\$737,395	\$1,800	\$1,595,033
Our Lady of the Lake	\$1,102,509	\$410,250	\$178,547	\$20,196	\$1,711,502
Our Lady of the Sun Academy	\$30,083	\$9,029	\$2,000	\$0	\$41,112
Our Mother of Sorrows Catholic School	\$4,607,211	\$1,096,641	\$8,294,537	\$140,805	\$14,139,194
Our Savior's Lutheran School	\$103,209	\$14,708	\$2,550	\$0	\$120,467
Our Saviour Lutheran School	\$305,961	\$6,777	\$4,985	\$0	\$317,723
Outer Limits School	\$781	\$0	\$0	\$0	\$781
Page Christian School	\$172,126	\$56,694	\$17,697	\$0	\$246,517
Palm Valley Montessori	\$648,362	\$1,323,529	\$2,750,801	\$0	\$4,722,692
Palms Christian School	\$351,256	\$65,997	\$89,709	\$8,337	\$515,299
Palo Verde Christian School	\$363,368	\$0	\$3,640	\$0	\$367,008
Paradigm Learning Microschools	\$1,067	\$0	\$0	\$0	\$1,067
Paradise for Tots Christian Kindergarten	\$186,297	\$66,630	\$30,900	\$0	\$283,827
Paradise Mountain Christian Academy	\$139,332	\$0	\$0	\$0	\$139,332
Paradise Valley Christian Preparatory	\$10,085,409	\$2,635,903	\$2,621,157	\$74,587	\$15,417,054
Pardes Jewish Day School	\$13,848,305	\$5,384,358	\$2,830,453	\$58,934	\$22,122,050
Parker Apostolic Christian School	\$15,551	\$0	\$8,326	\$0	\$23,877
Parkside Christian Learning Center	\$3,324	\$1,296	\$0	\$0	\$4,620
Parkway Children's School of Excellence	\$57,434	\$10,108	\$0	\$0	\$67,542
Patagonia Montessori	\$67,069	\$0	\$0	\$0	\$67,069
PATH Academy at the Ranch	\$43,125	\$46,246	\$5,641	\$500	\$95,513
Pathway Christian School	\$8,575	\$5,674	\$0	\$0	\$14,249
Pathways School	\$261,822	\$136,078	\$384,731	\$262,821	\$1,045,452
Pathways School - Gilbert	\$7,682	\$1,171	\$11,000	\$44,553	\$64,406
Pathways School-Gilbert	\$70,072	\$83,408	\$330,474	\$72,694	\$556,649
Pathways School-Tucson	\$13,778	\$6,467	\$12,850	\$0	\$33,094
Pax Academy	\$14,830	\$0	\$7,000	\$0	\$21,830
Payson Community Christian School	\$2,723,097	\$834,841	\$1,696,721	\$11,724	\$5,266,384
Peace Academic Center	\$98,486	\$36,652	\$11,555	\$0	\$146,692
Peace Lutheran Church School	\$63,095	\$0	\$0	\$0	\$63,095
Pentecostal of Phoenix Christian Academy	\$21,399	\$0	\$0	\$0	\$21,399

Table 13
Estimated Total Scholarships by Private School CY1998 - FY2024

Private School	Original Individual	Switcher Individual	Low-Income Corporate	Disabled/Displaced Corporate	Total Scholarships
Peridot Lutheran Elementary	\$192,180	\$53,787	\$52,183	\$0	\$298,150
Phillips Christian School	\$26,921	\$0	\$0	\$0	\$26,921
Phoenix Christian Academy	\$70,257	\$0	\$121,935	\$0	\$192,192
Phoenix Christian Preparatory Schools	\$11,688,937	\$1,910,039	\$21,692,253	\$342,603	\$35,633,832
Phoenix Christian School K-8	\$2,837,176	\$1,224,040	\$546,128	\$21,567	\$4,628,911
Phoenix Community Christian Preparatory School	\$0	\$6,000	\$0	\$0	\$6,000
Phoenix Country Day School	\$9,516,224	\$5,235,785	\$17,855,304	\$2,000	\$32,609,314
Phoenix Hebrew Academy	\$9,116,321	\$2,366,518	\$4,093,518	\$12,377	\$15,588,733
Phoenix Preparatory High School for Boys	\$70,900	\$0	\$0	\$0	\$70,900
Phoenix Preparatory High School for Girls	\$88,850	\$0	\$0	\$0	\$88,850
Phoenix Rising Free School	\$8,079	\$0	\$0	\$0	\$8,079
Phoenix, Special Programs and Academies	\$4,669	\$0	\$0	\$0	\$4,669
Pilgrim Lutheran School	\$1,141,684	\$283,662	\$101,055	\$4,484	\$1,530,884
Pleasantview Christian Elementary	\$69,442	\$14,902	\$250,515	\$5,473	\$340,332
Pope John XXIII Catholic School	\$0	\$0	\$9,400	\$0	\$9,400
Potter's House	\$13,826	\$0	\$0	\$0	\$13,826
Precious Lamb Christian School	\$89,613	\$0	\$8,925	\$0	\$98,538
Prescott Adventist Christian School	\$393,101	\$81,575	\$280,598	\$3,300	\$758,574
Primavera School	\$2,064,573	\$669,436	\$165,495	\$3,920	\$2,903,423
Primrose School at Palm Valley	\$27,973	\$0	\$0	\$0	\$27,973
Primrose School of Fletcher Heights	\$4,770	\$0	\$0	\$0	\$4,770
Promiseland Christian Preschool	\$0	\$0	\$3,000	\$2,000	\$5,000
Providence Classical School	\$641,359	\$0	\$4,534	\$0	\$645,893
PS Academy Arizona	\$425,276	\$311,662	\$579,210	\$1,219,474	\$2,535,623
Psalms Learning Center	\$0	\$1,334	\$0	\$0	\$1,334
Pusch Ridge Christian Academy	\$31,932,992	\$11,115,367	\$15,300,990	\$347,943	\$58,697,292
Quality Interactive Montessori	\$438,547	\$322,843	\$366,944	\$14,044	\$1,142,378
Queen of All Saints	\$9,401	\$5,015	\$4,563	\$0	\$18,978
Queen of Peace Catholic School	\$2,977,241	\$615,130	\$6,673,720	\$13,773	\$10,279,864
Rahmah Academy	\$73,700	\$52,100	\$15,200	\$0	\$141,000
Rainbow Academy	\$191,766	\$0	\$0	\$0	\$191,766
Rainbow Montessori	\$17,051	\$0	\$0	\$0	\$17,051
Rancho Solano Schools	\$5,353,629	\$1,800,414	\$513,235	\$9,182	\$7,676,460
Red Earth Waldorf Kindergarten and Preschool	\$11,070	\$24,406	\$45,714	\$0	\$81,190
Red Mountain Montessori Academy	\$43,770	\$12,877	\$0	\$1,000	\$57,647
Red Rock Christian School	\$83,621	\$0	\$0	\$0	\$83,621
Red Sands Christian School	\$86,881	\$55,140	\$1,080,292	\$45,916	\$1,268,229
Redeemer Christian Academy (Southern)	\$84,922	\$0	\$17,058	\$0	\$101,980
Redeemer Christian School (Stapley)	\$2,202,277	\$410,552	\$720,621	\$42,960	\$3,376,409

Table 13
Estimated Total Scholarships by Private School CY1998 - FY2024

Private School	Original Individual	Switcher Individual	Low-Income Corporate	Disabled/Displaced Corporate	Total Scholarships
Redeemer Lutheran School	\$3,624,201	\$1,035,378	\$623,222	\$8,650	\$5,291,451
Regina Caeli Academy	\$38,114	\$34,481	\$4,080	\$0	\$76,675
Renaissance Academy Tucson	\$12,816	\$5,333	\$5,180	\$7,164	\$30,493
Resurrection Lutheran Child Development Center	\$1,259,808	\$262,162	\$6,772	\$0	\$1,528,742
Rise & Shine Exceptional Services	\$11,640	\$4,060	\$500	\$2,500	\$18,700
Rise Learning Academy	\$19,355	\$15,875	\$5,000	\$0	\$40,231
RISE Phoenix	\$23,550	\$21,450	\$0	\$0	\$45,000
RISE Resource Center	\$41,125	\$23,623	\$38,460	\$186,620	\$289,828
Risen Savior Lutheran School	\$2,485,141	\$517,950	\$6,135	\$0	\$3,009,226
Rising Sun Montessori	\$1,615	\$0	\$0	\$0	\$1,615
River of Life Christian School	\$556,125	\$49,513	\$566,563	\$12,903	\$1,185,104
Rockwood Preparatory Academy	\$0	\$600	\$2,215	\$55,309	\$58,124
Rose Garden School	\$540	\$0	\$0	\$0	\$540
Running River School	\$379,930	\$150,873	\$692,111	\$0	\$1,222,915
S A R R C Community School	\$474,151	\$133,324	\$25,383	\$41,751	\$674,609
Sacred Heart Catholic School	\$8,226,747	\$2,092,491	\$3,102,370	\$9,445	\$13,431,053
Sacred Heart Catholic School-Nogales	\$134,352	\$78,321	\$1,258,972	\$0	\$1,471,645
Safford Adventist Christian School	\$61,008	\$0	\$0	\$0	\$61,008
Safford Christian Academy	\$238,031	\$1,243	\$0	\$0	\$239,274
Saguaro Hills Adventist Christian School	\$499,172	\$69,788	\$709,409	\$21,512	\$1,299,881
Saguaro Hills Adventist Christian School	\$0	\$0	\$13,696	\$0	\$13,696
Saguaro Hills Christian School	\$326,468	\$0	\$10,625	\$0	\$337,093
Sahuarita Christian Academy	\$313,479	\$0	\$384,878	\$0	\$698,357
Salpointe Catholic High School	\$36,037,019	\$12,838,550	\$28,272,816	\$252,558	\$77,400,943
San Francisco de Asis Catholic School	\$4,079,912	\$1,620,455	\$2,216,511	\$27,508	\$7,944,386
San Miguel High School	\$5,028,740	\$2,023,776	\$20,662,474	\$4,192	\$27,719,182
San Tan Christian Academy	\$49,958	\$0	\$9,400	\$0	\$59,358
San Xavier Mission School	\$4,702,515	\$953,343	\$3,759,947	\$15,069	\$9,430,874
Santa Cruz Catholic School	\$3,296,035	\$912,594	\$9,525,644	\$98,789	\$13,833,062
Satori	\$1,290,775	\$295,908	\$63,689	\$505	\$1,650,877
Scottsdale Child Care & Learning Center	\$3,390	\$3,180	\$3,000	\$0	\$9,570
Scottsdale Christian Academy	\$24,835,809	\$9,758,794	\$10,238,657	\$142,731	\$44,975,991
Scottsdale Country Day School	\$44,572	\$2,115	\$9,600	\$0	\$56,287
Scottsdale United Methodist Co-Op	\$16,876	\$1,960	\$1,725	\$0	\$20,561
Sedona Christian School	\$86,615	\$0	\$0	\$0	\$86,615
Sedona Montessori	\$4,378	\$0	\$0	\$0	\$4,378
Sedona Sky Academy	\$25,194	\$13,108	\$0	\$0	\$38,302
Sedona Village Learning Center School	\$1,450	\$1,000	\$11,000	\$0	\$13,450
Seton Catholic High School	\$19,974,410	\$5,140,290	\$5,366,290	\$387,346	\$30,868,336

Table 13
Estimated Total Scholarships by Private School CY1998 - FY2024

Private School	Original Individual	Switcher Individual	Low-Income Corporate	Disabled/Displaced Corporate	Total Scholarships
Shade Tree Academy	\$68,095	\$47,975	\$120,200	\$28,264	\$264,534
Shalom Montessori School	\$363,452	\$26,294	\$104,461	\$0	\$494,207
Shearim Torah High School	\$1,647,951	\$608,010	\$3,078,898	\$26,309	\$5,361,168
Sheila's Christian Academy "Minds in Motion"	\$110,552	\$48,921	\$0	\$0	\$159,473
Shepherd of the Desert Lutheran School	\$2,570,610	\$721,853	\$287,452	\$1,971	\$3,581,885
Shepherd of the Valley Lutheran Preschool (Kindergarten)	\$0	\$10,500	\$0	\$0	\$10,500
Shepherd's Christian Academy	\$6,388	\$0	\$0	\$0	\$6,388
Sherwood Village	\$25,802	\$0	\$0	\$0	\$25,802
Shiloh Christian School	\$359,760	\$0	\$2,821	\$0	\$362,581
Show Low Adventist Christian School	\$4,699	\$0	\$0	\$0	\$4,699
Sierra Academy of Scottsdale	\$58,163	\$12,428	\$0	\$5	\$70,596
Sino International Montessori School	\$13,780	\$14,955	\$5,900	\$0	\$34,635
Skyway Christian School	\$11,680	\$0	\$0	\$0	\$11,680
Smaller Scholars Montessori Academy	\$3,610	\$1,015	\$5,300	\$0	\$9,925
Smart Schools	\$196	\$0	\$0	\$0	\$196
Son Life Christian School	\$2,205	\$0	\$0	\$0	\$2,205
Sonoran International School	\$11,781	\$0	\$0	\$0	\$11,781
SonRise Christian School	\$79,037	\$0	\$0	\$0	\$79,037
Sonshine Christian School	\$179,660	\$59,272	\$456,465	\$1,000	\$696,397
Sonshine Preschool	\$0	\$0	\$0	\$12,618	\$12,618
Southwest Christian School	\$981,097	\$453,573	\$1,142,056	\$7,987	\$2,584,713
Southwest Indian School	\$230	\$0	\$0	\$15,248	\$15,478
Southwestern Christian School	\$2,584,365	\$263,176	\$454,307	\$21,166	\$3,323,014
Spectrum Private School	\$11,768	\$0	\$0	\$0	\$11,768
Spirit of Hope Montessori	\$232,397	\$55,170	\$7,690	\$0	\$295,257
Spondeo Montessori	\$12,815	\$6,594	\$0	\$0	\$19,409
Spondeo Preschool	\$10,032	\$13,359	\$0	\$0	\$23,391
Spring Ridge Academy	\$1,003	\$0	\$0	\$0	\$1,003
Ss. Peter and Paul Catholic School	\$5,786,233	\$1,763,259	\$4,088,087	\$43,687	\$11,681,265
Ss. Simon and Jude School	\$9,875,965	\$2,803,943	\$11,685,053	\$199,989	\$24,564,950
St. Agnes Catholic School	\$4,515,469	\$723,964	\$5,010,645	\$16,795	\$10,266,873
St. Alban's Pre-School & Kindergarten	\$32,968	\$0	\$3,550	\$0	\$36,518
St. Ambrose School	\$3,357,807	\$821,480	\$8,705,164	\$91,469	\$12,975,920
St. Andrew's Kindergarten	\$1,175,100	\$329,727	\$36,274	\$1,113	\$1,542,214
St. Anne's Little Flower Montessori	\$769,870	\$0	\$33,010	\$0	\$802,880
St. Anthony Catholic School	\$3,300,622	\$1,203,862	\$4,097,980	\$0	\$8,602,464
St. Anthony of Padua Catholic School	\$3,197,724	\$813,904	\$3,730,056	\$48,989	\$7,790,674
St. Augustine Catholic High School	\$5,424,823	\$2,388,316	\$13,508,056	\$501,163	\$21,822,358
St. Catherine of Sienna Catholic School	\$4,609,433	\$721,269	\$5,238,047	\$53,018	\$10,621,766

Table 13
Estimated Total Scholarships by Private School CY1998 - FY2024

Private School	Original Individual	Switcher Individual	Low-Income Corporate	Disabled/Displaced Corporate	Total Scholarships
St. Charles Apache School	\$4,787,436	\$1,102,494	\$1,994,058	\$0	\$7,883,988
St. Cyril Catholic School	\$6,820,251	\$2,000,282	\$4,416,416	\$70,607	\$13,307,556
St. Daniel the Prophet School	\$1,617,520	\$0	\$84,044	\$0	\$1,701,564
St. Dominic Savio Academy	\$250,820	\$50,294	\$0	\$120,732	\$421,846
St. Elizabeth Ann Seton Catholic School	\$6,200,676	\$1,708,947	\$3,195,837	\$42,876	\$11,148,335
St. Francis Kindergarten	\$2,740	\$0	\$0	\$0	\$2,740
St. Francis of Assisi School	\$2,834,141	\$1,184,525	\$6,349,744	\$15,918	\$10,384,328
St. Francis Xavier Elementary School	\$9,783,742	\$3,998,203	\$6,052,524	\$80,694	\$19,915,162
St. Gregory Catholic School	\$6,498,379	\$1,696,409	\$8,978,518	\$139,421	\$17,312,726
St. James Preschool & Kindergarten	\$52,997	\$0	\$0	\$0	\$52,997
St. Jerome K-8 School	\$3,657,025	\$797,125	\$4,895,859	\$27,539	\$9,377,547
St. Joan of Arc Catholic Preschool	\$30,001	\$16,668	\$8,440	\$0	\$55,108
St. Joan of Arc Catholic Preschool	\$2,800	\$2,850	\$3,600	\$0	\$9,250
St. Joan of Arc Kindergarten	\$168,407	\$0	\$0	\$0	\$168,407
St. John Bosco Catholic School	\$7,472,900	\$2,331,874	\$1,112,232	\$33,191	\$10,950,196
St. John Paul II Catholic High School	\$2,439,189	\$1,349,066	\$7,119,696	\$266,465	\$11,174,416
St. John the Evangelist School	\$4,275,608	\$1,116,522	\$17,631,043	\$43,652	\$23,066,826
St. John Vianney Catholic School	\$6,724,157	\$1,372,631	\$9,907,422	\$185,304	\$18,189,513
St. John XXIII Catholic School	\$7,294,828	\$2,826,900	\$871,742	\$10,093	\$11,003,564
St. Joseph Catholic School	\$3,304,760	\$970,015	\$5,715,457	\$62,133	\$10,052,364
St. Joseph's Catholic Montessori School	\$2,255,969	\$358,945	\$910,276	\$7,500	\$3,532,690
St. Louis the King Catholic School	\$4,505,828	\$598,083	\$9,225,462	\$42,677	\$14,372,051
St. Luke's Lutheran School	\$9,951	\$0	\$0	\$0	\$9,951
St. Luke's School	\$192,955	\$0	\$0	\$0	\$192,955
St. Maria Goretti School	\$1,125,362	\$250,845	\$67,231	\$5,500	\$1,448,938
St. Mark's Early Childhood Center	\$448,568	\$187,043	\$17,835	\$2,000	\$655,445
St. Mark's Preschool & Kindergarten	\$370,695	\$40,249	\$40,223	\$2,058	\$453,225
St. Mary Basha Catholic Elementary School	\$9,658,364	\$2,298,328	\$1,888,596	\$41,216	\$13,886,504
St. Mary's Catholic High School	\$6,974,488	\$3,421,505	\$28,951,960	\$119,642	\$39,467,596
St. Mary's High School	\$15,998,411	\$2,437,127	\$11,457,932	\$29,779	\$29,923,249
St. Matthew School	\$5,987,155	\$1,361,533	\$8,786,917	\$31,962	\$16,167,568
St. Maximilian Mary Kolbe School	\$587,634	\$10,206	\$44,688	\$0	\$642,528
St. Michael Indian School	\$4,470,525	\$1,272,596	\$3,439,670	\$28,325	\$9,211,116
St. Michael's Parish Day School	\$7,898,288	\$2,737,541	\$2,462,954	\$22,504	\$13,121,286
St. Odilia	\$187,405	\$0	\$0	\$0	\$187,405
St. Paul Lutheran School	\$39,087	\$0	\$0	\$0	\$39,087
St. Paul's Preparatory Academy	\$1,197,014	\$0	\$0	\$0	\$1,197,014
St. Peter Mission School	\$4,590,219	\$1,007,025	\$5,432,356	\$0	\$11,029,600
St. Peter's Montessori	\$832,123	\$325,186	\$180,407	\$3,980	\$1,341,696

Table 13
Estimated Total Scholarships by Private School CY1998 - FY2024

Private School	Original Individual	Switcher Individual	Low-Income Corporate	Disabled/Displaced Corporate	Total Scholarships
St. Theresa Elementary School	\$6,885,302	\$2,227,019	\$1,143,375	\$17,199	\$10,272,894
St. Thomas Aquinas School	\$7,415,034	\$2,719,935	\$1,715,573	\$28,313	\$11,878,855
St. Thomas Lutheran School	\$101,149	\$0	\$0	\$0	\$101,149
St. Thomas the Apostle Catholic Pre-School & Kindergarten	\$2,476,839	\$1,741,930	\$2,250,464	\$23,473	\$6,492,706
St. Thomas the Apostle Catholic School	\$5,916,804	\$1,016,086	\$1,583,728	\$18,185	\$8,534,803
St. Timothy Catholic Academy (Alma School)	\$4,364,843	\$1,081,184	\$1,639,395	\$54,007	\$7,139,429
St. Timothy Catholic School	\$794,226	\$433,679	\$231,457	\$4,539	\$1,463,901
St. Vincent de Paul School	\$6,000,624	\$930,395	\$8,975,165	\$33,296	\$15,939,480
Stanley Institute	\$1,024	\$0	\$0	\$0	\$1,024
Stepping Stones Homeschool	\$8,500	\$6,865	\$3,500	\$0	\$18,865
Stepping Stones Learning Center	\$24,615	\$23,045	\$5,700	\$0	\$53,360
Stone Creek Christian Kindergarten	\$1,598	\$0	\$0	\$0	\$1,598
Strong Foundations Academy	\$95,423	\$53,576	\$0	\$0	\$149,000
Summit School of Ahwatukee	\$5,736,583	\$2,679,060	\$394,777	\$22,387	\$8,832,806
Sun and Shield Christian Academy	\$364,324	\$1,174	\$39,833	\$2,250	\$407,581
Sun Valley Indian School	\$166,536	\$25,275	\$95,260	\$0	\$287,071
Sun Valley Learning Center	\$596,505	\$22,154	\$59,477	\$0	\$678,136
Sunrays Academy	\$110,135	\$52,635	\$2,450	\$0	\$165,220
Sunrise Montessori School	\$718,715	\$179,291	\$11,110	\$20	\$909,136
Suriya Montessori	\$563	\$0	\$0	\$0	\$563
Surrey Garden Christian School	\$3,718,332	\$0	\$60,985	\$0	\$3,779,317
Sylvan Learning Center	\$1,440	\$0	\$0	\$0	\$1,440
Tamim Academy Chandler	\$80,565	\$33,130	\$90,900	\$6,856	\$211,451
Tanque Verde Lutheran Preschool/Kindergarten	\$851,668	\$223,175	\$12,790	\$0	\$1,087,632
Tatum Ranchette Montessori	\$22,135	\$0	\$0	\$0	\$22,135
Taylor Made Prep	\$973	\$595	\$11,505	\$0	\$13,074
Tempe Adventist Christian School	\$154,464	\$0	\$0	\$0	\$154,464
Tempe Christian School	\$197,715	\$0	\$0	\$0	\$197,715
Tempe Montessori	\$911,744	\$265,970	\$381,952	\$8,080	\$1,567,746
Tesseract School	\$2,068,924	\$299,424	\$283,041	\$18,928	\$2,670,317
The Abbie School	\$1,128,480	\$323,399	\$1,211,965	\$640,267	\$3,304,112
The Angel's Academy	\$4,357	\$0	\$76	\$0	\$4,433
The Beginning School	\$216,776	\$57,722	\$550	\$500	\$275,548
The Caepe School	\$195,541	\$36,485	\$152,125	\$3,821	\$387,972
The Family School	\$2,286,133	\$920,201	\$3,250	\$4,313	\$3,213,898
The French American School of Arizona	\$90,685	\$23,821	\$0	\$0	\$114,505
The Furnace - Crossroads Christian Education	\$12,964	\$5,734	\$10	\$0	\$18,708
The Goddard School	\$546,946	\$39,330	\$1,900	\$0	\$588,177
The Gregory School	\$9,535,755	\$3,600,669	\$7,447,281	\$43,811	\$20,627,515

Table 13
Estimated Total Scholarships by Private School CY1998 - FY2024

Private School	Original Individual	Switcher Individual	Low-Income Corporate	Disabled/Displaced Corporate	Total Scholarships
The H.E.A.R.T. Center	\$4,371	\$2,169	\$0	\$800	\$7,340
The IDEA School	\$364,490	\$191,962	\$1,589,629	\$66,164	\$2,212,245
The Inspiration Academy	\$44,445	\$75,585	\$264,350	\$17,251	\$401,631
The Jones-Gordon School	\$1,975,782	\$1,464,861	\$858,660	\$1,332,273	\$5,631,577
The Learning Lab	\$29,628	\$4,315	\$2,200	\$7,700	\$43,843
The Learning Pad	\$48,929	\$19,816	\$33,431	\$2,221	\$104,397
The Orme School	\$2,777,881	\$732,999	\$331,800	\$15,684	\$3,858,364
The Promise School	\$40,418	\$13,389	\$14,250	\$5	\$68,062
The Schoolhouse Cooperative	\$13,000	\$4,000	\$0	\$0	\$17,000
The Scottsdale School	\$0	\$950	\$0	\$0	\$950
The United School for Autism	\$9,000	\$9,000	\$0	\$3,500	\$21,500
The Vine Preparatory Academy	\$10,750	\$20,850	\$58,400	\$0	\$90,000
The Weekday School	\$11,318	\$0	\$0	\$0	\$11,318
The Wiser Choice	\$3,897	\$0	\$3,365	\$0	\$7,262
Three Hierarchs Academy of Arizona	\$274,991	\$189,006	\$1,017,210	\$0	\$1,481,208
Thrive Cultural Academy	\$4,380	\$3,214	\$0	\$0	\$7,594
Thunderbird Adventist Academy	\$3,554,471	\$507,087	\$2,805,579	\$32,611	\$6,899,747
Thunderbird Christian Elementary School	\$1,293,260	\$265,983	\$824,090	\$6,950	\$2,390,283
Tipping Point Academy	\$147,796	\$109,504	\$74,379	\$0	\$331,679
Torah Day School of Phoenix	\$4,387,553	\$4,068,661	\$19,417,955	\$428,524	\$28,302,691
Tree of Life Christian School	\$33,423	\$0	\$0	\$0	\$33,423
Tri-City Christian Academy	\$6,155,082	\$1,444,518	\$3,499,925	\$38,522	\$11,138,048
Tri-City Jewish Community Center Day School	\$300,794	\$0	\$0	\$0	\$300,794
Trinitas Classical Christian Academy	\$2,490	\$6,990	\$0	\$2,500	\$11,980
Trinity Christian School	\$8,292,047	\$3,539,170	\$4,855,941	\$20,009	\$16,707,168
Trinity Classical Academy	\$563	\$0	\$0	\$0	\$563
Trinity Classical and Christian Academy	\$151,899	\$0	\$0	\$0	\$151,899
Trinity Kindergarten	\$178,602	\$3,840	\$0	\$0	\$182,442
Trinity Lutheran School	\$5,342,213	\$1,481,474	\$709,375	\$19,350	\$7,552,413
Trinity United Methodist Kindergarten	\$246,178	\$24,674	\$197,969	\$4,329	\$473,151
True North Academy	\$18,763	\$3,882	\$0	\$6,414	\$29,059
Truly Free School	\$34,917	\$10,822	\$0	\$0	\$45,739
Truthful Beginnings	\$64,588	\$33,304	\$1,052	\$0	\$98,944
Tucson Baptist Academy	\$543,381	\$263,268	\$840,234	\$17,240	\$1,664,123
Tucson Community School	\$643,460	\$82,960	\$64,606	\$0	\$791,026
Tucson Hebrew Academy	\$10,548,649	\$3,927,814	\$3,480,389	\$7,428	\$17,964,280
Tucson Jewish Community Center	\$120,821	\$0	\$53,073	\$0	\$173,894
Tucson Torah Day School	\$0	\$4,300	\$24,400	\$0	\$28,700
Tucson Waldorf School	\$3,445,805	\$1,738,663	\$3,403,490	\$74,830	\$8,662,788

Table 13
Estimated Total Scholarships by Private School CY1998 - FY2024

Private School	Original Individual	Switcher Individual	Low-Income Corporate	Disabled/Displaced Corporate	Total Scholarships
Turning Point School	\$382,031	\$0	\$10,100	\$0	\$392,131
Tutor Time PreSchool & Kindergarten	\$3,500	\$0	\$3,500	\$0	\$7,000
United Christian School	\$574,164	\$290,507	\$618,530	\$40	\$1,483,240
Upward for Children and Families	\$0	\$2,844	\$0	\$68,870	\$71,714
Valiant College Preparatory	\$1,760,085	\$2,463,465	\$1,883,327	\$5,073	\$6,111,949
Valley Baptist School	\$113,963	\$47,389	\$24,507	\$0	\$185,859
Valley Cathedral Christian School	\$334,046	\$0	\$0	\$0	\$334,046
Valley Child Care & Learning Center	\$6,638	\$0	\$0	\$0	\$6,638
Valley Christian High School	\$16,136,824	\$2,442,035	\$6,474,565	\$141,630	\$25,195,054
Valley Christian Schools	\$12,447,308	\$7,667,380	\$5,949,985	\$205,692	\$26,270,365
Valley Classical Christian Academy	\$1,006,816	\$0	\$17,592	\$0	\$1,024,408
Valley Lutheran High School	\$6,280,569	\$1,572,447	\$1,967,820	\$52,426	\$9,873,263
Valley of the Sun Jewish Community Center School	\$106,600	\$0	\$0	\$0	\$106,600
Verde Christian Academy	\$4,648,755	\$1,650,580	\$1,642,347	\$44,211	\$7,985,894
Verde Valley Adventist School	\$235,806	\$37,351	\$159,393	\$11,786	\$444,335
Verde Valley School	\$1,102,385	\$258,194	\$242,473	\$4,213	\$1,607,265
Veritas Academy of Tucson	\$2,288,602	\$1,265,017	\$725,844	\$18,569	\$4,298,032
Veritas Christian Community School	\$3,771,791	\$1,162,974	\$335,520	\$2,500	\$5,272,785
Victorious Preschool & Kindergarten	\$45,880	\$1,423	\$6,105	\$0	\$53,408
Village Christian School	\$19,911	\$4,089	\$0	\$0	\$24,000
Ville de Marie Academy	\$2,862,127	\$1,075,831	\$1,963,191	\$21,272	\$5,922,420
Vision Christian Academy	\$348,935	\$94,613	\$73,660	\$0	\$517,208
Vision Leadership Academy	\$0	\$5	\$0	\$0	\$5
Wee Blessings Preschool & Academy	\$7,166	\$6,486	\$850	\$0	\$14,502
Wellspring Education Center	\$12,610	\$0	\$0	\$0	\$12,610
West Side Private School	\$16,101	\$0	\$0	\$0	\$16,101
West Valley Adventist School	\$35,403	\$0	\$0	\$0	\$35,403
West Valley Christian School	\$2,406,446	\$897,064	\$2,046,559	\$110,583	\$5,460,653
Western Hills Baptist School	\$11,297	\$977	\$0	\$0	\$12,274
Westminster Academy	\$4,984	\$0	\$0	\$0	\$4,984
White Mountain Christian Academy	\$5,159	\$13,591	\$0	\$0	\$18,750
White Mountain Christian School	\$3,426	\$0	\$0	\$0	\$3,426
White Mountain Montessori School	\$186,789	\$39,794	\$34,625	\$0	\$261,208
Wickenburg Christian Academy (Legacy High)	\$2,365,577	\$1,027,429	\$3,099,545	\$11,584	\$6,504,136
Wilkins Learning Center	\$59,497	\$25,020	\$2,000	\$0	\$86,518
Willcox Christian School (Joanne Todd Christian School)	\$722,664	\$259,991	\$49,028	\$3,000	\$1,034,683
Wings on Words	\$121,363	\$47,072	\$60,189	\$53,900	\$282,525
Winslow Christian School	\$6,609	\$2,354	\$158,857	\$6,564	\$174,384
Wonderland Montessori Academy of Gilbert	\$8,190	\$8,175	\$0	\$0	\$16,365

Table 13
Estimated Total Scholarships by Private School CY1998 - FY2024

Private School	Original Individual	Switcher Individual	Low-Income Corporate	Disabled/Displaced Corporate	Total Scholarships
Woodbridge Private School	\$131,260	\$79,781	\$0	\$500	\$211,541
Word International Christian School	\$15,824	\$2,090	\$6,829	\$0	\$24,743
Word of Grace School for Young Children	\$18,503	\$0	\$0	\$0	\$18,503
Word of Life Christian School	\$40,829	\$3,165	\$0	\$0	\$43,994
Xavier College Preparatory	\$29,036,020	\$10,691,217	\$30,124,967	\$297,781	\$70,149,985
Yeshiva High School of Arizona	\$1,186,538	\$456,938	\$2,314,226	\$17,701	\$3,975,403
Young Disciples Christian Academy	\$37,675	\$12,742	\$228,684	\$0	\$279,101
Youthworks, Inc.	\$1,731	\$998	\$1,000	\$0	\$3,730
Yuma Adventist School	\$309,249	\$63,267	\$568,362	\$7,189	\$948,067
Yuma Catholic High School	\$7,584,934	\$2,235,416	\$23,774,165	\$42,660	\$33,637,175
Yuma Christian Academy	\$145,993	\$99,986	\$2,766,078	\$4,325	\$3,016,382
Yuma Lutheran School	\$5,432,671	\$2,047,363	\$3,658,067	\$115,758	\$11,253,860
TOTALS	\$1,134,942,298	\$374,884,963	\$836,553,633	\$53,292,839	\$2,399,673,733

Totals will not match data in other tables due to missing school information.